



HOENER ARCHITECTS, LLC

6707 PLAINVIEW AVENUE
ST. LOUIS, MISSOURI 63109
OFFICE: 314.781.9855

CONSULTANTS:

SCI ENGINEERING, INC.	- GEOTECHNICAL
COCHRAN ENGINEERING	- CIVIL ENGINEER
ASDG, LLC	- STRUCTURAL ENGINEER
McCLURE ENGINEERING	- M.E.P. ENGINEER

DATE:

MAY 05, 2026

PROJECT NO:

25-16E

SET NO:



DETAIL MANUAL

ADDITIONS & RENOVATIONS

TROY BUCHANAN HIGH SCHOOL

LINCOLN COUNTY R-III SCHOOL DISTRICT

TROY, MISSOURI

DIVISION I - GENERAL REQUIREMENTS

1.01A TABLE OF CONTENTS

1.01B TABLE OF CONTENTS

1.01C TABLE OF CONTENTS

1.01D TABLE OF CONTENTS

1.01E TABLE OF CONTENTS

1.01F TABLE OF CONTENTS

1.01G TABLE OF CONTENTS

1.01H TABLE OF CONTENTS

1.01J TABLE OF CONTENTS

1.01K TABLE OF CONTENTS

1.03 DA SHEET - EXPLANATION

1.04 ABBREVIATIONS

1.05 ABBREVIATIONS

1.06 REFERENCE SYMBOLS

1.07 REFERENCE SYMBOLS - SITE WORK

1.08 MATERIAL INDICATIONS - IN SECTION

1.11 TYPICAL MOUNTING HEIGHTS (NON-ADA)

1.12 TYPICAL MOUNTING HEIGHTS (NON-ADA)

1.13 ADA MOUNTING HEIGHTS

1.14 ADA MOUNTING HEIGHTS - SHOWERS

1.21 WALL TYPES

1.22 WALL TYPES

1.23 WALL TYPES

1.24 WALL TYPES

1.25 WALL TYPES

1.26 WALL TYPES

1.27 WALL TYPES

1.28 WALL TYPES

1.29 WALL TYPE - PEMB

1.31 WALL TERM.

1.32 WALL TERM.

1.33 WALL TERM.

1.34 WALL TERM.

1.35 WALL TERM

1.51 TYP. COLUMN DETAIL - S I - HORIZ & VERT

1.52 TYP. COLUMN DETAIL - S I - HORIZ & VERT



HOENER ARCHITECTS, LLC

6707 PLAINVIEW AVENUE
 ST. LOUIS, MISSOURI 63109
 OFFICE: 314.781.9855

WADE R. WELCH
 LICENSE #200612354

ARCHITECTURAL CORP.
 NO. 000193

PROJECT NO. 25-16E



BY: BF

DATE MAY 5, 2026

REV.:

DA: 1.01A

1.53 TYP. COLUMN DETAIL - T1 - HORIZ & VERT
 1.54A TYP. COLUMN DETAIL - A8 - HORIZ & VERT
 1.54B TYP. COLUMN DETAIL - A8 - HORIZ & VERT
 1.55 TYP. COLUMN DETAIL - A8 - HORIZ & VERT
 1.56 TYP. COLUMN DETAIL - A4 - MASONRY COLUMN
 1.57 TYP. COLUMN DETAIL - S1 - CORNER
 1.58 TYP. COLUMN DETAIL - T1 - CORNER
 1.61 TYP. COLUMN DETAIL - P1 - HORIZ & VERT
 1.62 TYP. COLUMN DETAIL - P1 - HORIZ & VERT
 1.63 TYP. COLUMN DETAIL - P1 - CORNER
 1.71 COLUMN DETAIL - PEMB
 1.72 COLUMN DETAIL - X1 / Y1 - PEMB CORNER
 1.99 JOB SIGN

DIVISION 3 - CONCRETE

3.01 TYPICAL DETAILS (FOUNDATION OFFSET, JOINTS, SIDEWALKS)
 3.03 TYP. TREADS AND RISERS
 3.11 TYPICAL WALK / STOOP DETAILS (PLAN DETAILS)
 3.21 TYPICAL DOOR STOOP



HOENER ARCHITECTS, LLC

6707 PLAINVIEW AVENUE
 ST. LOUIS, MISSOURI 63109
 OFFICE: 314.781.9855

WADE R. WELCH
 LICENSE #200612354

ARCHITECTURAL CORP.
 NO. 000193

PROJECT NO. 25-16E



BY: BF

DATE MAY 5, 2026

REV.:

DA: 1.01B

DIVISION 4 - MASONRY

- 4.01 TYPICAL CONTROL JOINT DETAILS
- 4.02 TYPICAL EXPANSION JOINT DETAILS
- 4.03 TYPICAL WALL INTERSECTION / KNOCKOUT PANEL DETAILS
- 4.11 TYPICAL MECHANICAL OPENING LINTELS
- 4.12 TYPICAL MASONRY LINTEL ELEVATIONS
- 4.21 TYPICAL MASONRY WALL TERMINATION DETAILS
- 4.22 TYPICAL MASONRY WALL TERMINATION DETAILS
- 4.23 MASONRY PARTITION AT EXISTING DECK
- 4.31A TYP. THRU-WALL FLASHING at FOUND. w/ STUD WALL BACK-UP
- 4.31B TYP. THRU-WALL FLASHING at FOUND. w/ STUD WALL BACK-UP
- 4.32A TYP. THRU-WALL FLASHING at FOUND. w/ MASONRY WALL BACK-UP
- 4.34A TYP. THRU-WALL FLASHING at WINDOW w/ MASONRY WALL BACK-UP
- 4.34B TYPICAL THRU-WALL FLASHING

DIVISION 5 - METALS: STRUCTURAL AND MISCELLANEOUS

- 5.01 TYP. STEEL / ALUM. DETAILS
- 5.14 TYPICAL EXPANSION JOINTS C,F,K- 2" JOINTS
- 5.21A STEEL GUARDRAILS DETAILS
- 5.24 TYP. STAIR HANDRAIL DETAIL (WITHOUT GUARDRAILS)
- 5.25 TYP. RAMP HANDRAIL DETAIL
- 5.26 TYP. EXTERIOR STAIR HANDRAIL DETAIL
- 5.31B TYPICAL STEEL HANDRAIL DETAIL
- 5.32 TYP. STEEL HANDRAIL BRACKETS
- 5.91 TYP. WALL VENT - GENERATOR MASONRY WALL
- 5.92 TYP. WALL VENT - GENERATOR PRECAST WALL



HOENER ARCHITECTS, LLC

6707 PLAINVIEW AVENUE
 ST. LOUIS, MISSOURI 63109
 OFFICE: 314.781.9855

WADE R. WELCH
 LICENSE #200612354

ARCHITECTURAL CORP.
 NO. 000193



BY: BF

DATE MAY 5, 2026

REV.:

DA: 1.01C

PROJECT NO. 25-16E

DIVISION 6 - FINISHES

6.86 OBSERVATION COUNTER

DIVISION 7 - MOISTURE PROTECTION

- 7.01 METAL EDGE DETAILS
- 7.03 METAL FASCIA & GUTTER DETAILS
- 7.04A TYP. METAL ROOF EDGE & TRANSITION FLASHING
- 7.04B TYP. METAL ROOF TRANSITION FLASHING, ROOF CAP & DOWNSPOUT
- 7.04C TYP. METAL ROOF EXPANSION JOINT AND PIPE PENETRATION
- 7.12A TYP. THRU-WALL FLASHING at ROOF INTERSECTION w/ MASONRY WALL BACK-UP
- 7.22 SPLASHPAN DETAIL
- 7.31 COLLECTOR HEAD DETAILS AT MASONRY PARAPET
- 7.42 PARAPET DETAIL W/ STUDS AT STUD WALL BELOW
- 7.43 PARAPET DETAIL AT C.M.U. WALL



HOENER ARCHITECTS, LLC

6707 PLAINVIEW AVENUE
 ST. LOUIS, MISSOURI 63109
 OFFICE: 314.781.9855

WADE R. WELCH
 LICENSE #200612354

ARCHITECTURAL CORP.
 NO. 000193

PROJECT NO. 25-16E



BY: BF

DATE MAY 5, 2026

REV.:

DA: 1.01D

DIVISION 8 - DOORS, WINDOWS AND GLASS

8.02 BORROW LIGHT SCHEDULE
 8.03A DOOR TYPES - DUTCH / FLUSH WOOD DOORS
 8.03B DOOR TYPES - GLASS/ LITE DOORS
 8.03C DOOR TYPES - LITE DOORS
 8.03E DOOR TYPES - ALUMINUM ENTRANCE
 8.03H COUNTER SHUTTER AND GATES
 8.04A HOLLOW METAL DOOR FRAME ELEVS - STANDARD SAMPLES
 8.04B HOLLOW METAL DOOR FRAME ELEVS - STANDARD SAMPLES
 8.05A HM BORROWED LIGHT FRAME ELEVATIONS
 8.05B HM BORROWED LIGHT FRAME ELEVATIONS
 8.05C HM BORROWED LIGHT FRAME ELEVATIONS
 8.05D HM BORROWED LIGHT FRAME ELEVATIONS
 8.06A ALUM. DOOR FRAME ELEVATIONS
 8.06B ALUM. STOREFRONT FRAME TYPES
 8.07A ALUMINUM WINDOW FRAME ELEVATIONS
 8.08 TYPICAL DOOR DETAILS
 8.11A TYPICAL ALUM. FRAME DETAILS - BRICK / CMU WALL
 8.11B TYPICAL ALUM. FRAME DETAILS - BRICK / CMU WALL
 8.11C TYPICAL ALUM. FRAME DETAILS - BRICK / CMU WALL
 8.11D ALUM. FRAME DETAILS - BRICK / CMU WALL
 8.11E ALUM. DOOR DETAILS - BRICK / CMU WALL
 8.11Eo ALUM. DOOR DETAILS - BRICK / CMU WALL
 8.12 TYPICAL ALUM. FRAME DETAILS - BRICK / CMU WALL
 8.13A ALUM. FRAME DETAILS - BRICK / CMU WALL
 8.13B ALUM. FRAME DETAILS - BRICK / CMU WALL
 8.13C ALUM. FRAME DETAILS - BRICK / CMU WALL
 8.14 ALUM. FRAME DETAILS - BRICK / CMU WALL
 8.15 ALUM. FRAME DETAILS - BRICK / CMU WALL
 8.16 ALUM. FRAME DETAILS - BRICK / STUD WALL
 8.16o ALUM. FRAME DETAILS - BRICK / STUD WALL
 8.17 FRAME DETAILS - SIDING / STUD WALL - ALUM FRAME
 8.18A DOOR DETAIL - TYP. PEMB WALL
 8.18B DOOR DETAIL - TYP. PEMB WALL W/ GYP.
 8.21A TYPICAL DOOR DETAIL AT EXTERIOR BRICK / CMU WALL
 8.21B TYPICAL DOOR DETAILS - BRICK / CMU WALL
 8.22A HM DOOR DETAILS - DOUBLE CMU / BRICK WALL



HOENER ARCHITECTS, LLC

6707 PLAINVIEW AVENUE
 ST. LOUIS, MISSOURI 63109
 OFFICE: 314.781.9855

WADE R. WELCH
 LICENSE #200612354

ARCHITECTURAL CORP.
 NO. 000193

PROJECT NO. 25-16E



BY: BF

DATE MAY 5, 2026

REV.:

DA: 1.01E

8.22B HM DOOR DETAILS - DOUBLE CMU / BRICK WALL
 8.23A HM DOOR DETAILS - BRICK / CMU WALL
 8.23B HM DOOR DETAILS - BRICK / CMU WALL - BRICK RETURN
 8.24A DOOR HM DETAILS - CMU & BRICK WALL
 8.24B DOOR HM DETAILS - CMU & BRICK WALL
 8.31A TYPICAL DOOR DETAILS - CMU WALL
 8.31B DOOR DETAILS - CMU WALL
 8.31C DOOR DETAILS - EXISTING CMU WALL
 8.32A DOOR DETAILS - 1 2" CMU WALL
 8.32B TYPICAL HM DOOR DETAILS - CMU WALL - 1" OFFSET
 8.33 DOUBLE EGRESS DOOR DETAIL
 8.34 HM DOOR DETAILS - DOUBLE CMU WALL
 8.35 HM DOOR DETAILS - DOUBLE CMU WALL
 8.36 TYPICAL DOOR DETAIL AT DRYWALL PARTITION
 8.37 DOOR DETAILS / EXISTING DRYWALL PARTITION
 8.38A TYPICAL HM DOOR DETAILS - PEMB WALL
 8.38B HM DOOR DETAILS - PEMB WALL W/ GYP.
 8.41 HM DOOR DETAILS - PRECAST PANEL WALL
 8.42 HM DOOR DETAILS - PRECAST PANEL / CMU / BRICK WALL
 8.43A HM DOOR DETAILS - PRECAST PANEL / STUDS / BRICK WALL
 8.43B HM DOOR DETAILS - PRECAST PANEL / STUDS / BRICK WALL
 8.44 HM DOOR DETAILS - PRECAST PANEL / CMU / BRICK WALL
 8.45 HM DOOR DETAILS - PRECAST PANEL / STUDS WALL
 8.46 HM DOOR DETAILS - PRECAST PANEL / CMU WALL
 8.47 HM DOOR DETAILS - BRICK / CMU WALL - BRICK RETURN
 8.51 TYPICAL BORROW LIGHT DETAILS - CMU WALL
 8.52A BORROW LIGHT DETAILS - CMU & BRICK WALL
 8.52B RATED BORROW LIGHT DETAILS - 1 2" CMU WALL
 8.53 BORROW LIGHT DETAILS - CMU & BRICK WALL
 8.54A BORROW LIGHT DETAILS - DOUBLE CMU WALL
 8.54B RATED BORROW LIGHT DETAILS - DOUBLE CMU WALL
 8.55 TYPICAL BORROWED LIGHT DETAILS - DRYWALL PARTITION
 8.81 COUNTER SHUTTER IN CMU PARTITION
 8.83 COUNTER SHUTTER IN GYP. BOARD & STUD PARTITION

HOENER ARCHITECTS, LLC
 6707 PLAINVIEW AVENUE
 ST. LOUIS, MISSOURI 63109
 OFFICE: 314.781.9855

WADE R. WELCH
 LICENSE #200612354

ARCHITECTURAL CORP.
 NO. 000193

PROJECT NO. 25-16E



BY: BF

DATE MAY 5, 2026

REV.:

DA: 1.01F

DIVISION 9 - FINISHES

- 9.02 DRYWALL DETAILS
- 9.03 DRYWALL DETAILS
- 9.05 TYP. DRYWALL TERMINATION AT BARJOIST
- 9.06 TYP. DRYWALL TERMINATION AT BEAM
- 9.11 TYPICAL C.J.S AT DOOR
- 9.12 TYPICAL DRYWALL CJ 'S AT DOOR / BORROWED LITE OPENINGS
- 9.21 TYPICAL DRYWALL SOFFITS
- 9.22 TYP. DRYWALL BULKHEAD / SOFFIT
- 9.25 GYM FLOOR BASE & THRESHOLD
- 9.41C CEILING GRID BRACING - CATEGORY C
- 9.71 FIRESTOPPING AT THRU WALL PENETRATION
- 9.91 HYDRANT & GFI BOX DETAIL

DIVISION 10 - SPECIALTIES

- 10.01 MARKER BOARD / TACK BOARD SCHEDULE
- 10.02 MARKER BOARD / TACK BOARD SCHEDULE
- 10.03 MARKER BOARD/ TACK BOARD TYPE ELEVATIONS
- 10.10A SCHEDULE OF IDENTIFICATION DEVICES
- 10.10B SCHEDULE OF IDENTIFICATION DEVICES
- 10.10C SCHEDULE OF IDENTIFICATION DEVICES
- 10.11A SIGN TYPES
- 10.11B SIGN TYPES
- 10.11C SIGN TYPES
- 10.42 FIRE EXTINGUISHER CABINET DETAILS
- 10.43 FIRE EXTINGUISHER CABINET DETAIL
- 10.51A WASHROOM ACCESORIES QUANTITY AND LOCATION
- 10.51B WASHROOM ACCESORIES QUANTITY AND LOCATION
- 10.61 CANOPY DETAIL IN MASONRY WALL- 6'-0" DEEP X 8'-5" WIDE
- 10.66A TYPICAL CANOPY SECTION
- 10.67A TYPICAL CANOPY SECTION AT STUD WALL
- 10.69A TYPICAL CANOPY SECTION AT FASCIA AND SIDE WALL
- 10.91 BUILDING PLAQUE



HOENER ARCHITECTS, LLC

6707 PLAINVIEW AVENUE
 ST. LOUIS, MISSOURI 63109
 OFFICE: 314.781.9855

WADE R. WELCH
 LICENSE #200612354

ARCHITECTURAL CORP.
 NO. 000193

PROJECT NO. 25-16E



BY: BF

DATE MAY 5, 2026

REV.:

DA: 1.01G

DIVISION 11 - EQUIPMENT
11.11 VOLLEYBALL POST INSERT DETAIL

DIVISION 12 - FURNISHINGS
12.01 CASEWORK NOTES
12.31A BLIND SCHEDULE

DIVISION 15 - MECHANICAL
15.21A CAST IRON DOWNSPOUT BOOT DETAIL - DEEP OR NO OFFSET
15.11 EWC ELEVATION - TYP. MOUNTING HEIGHT
15.51 ROOF CURB - SECTION

DIVISION 16 - ELECTRICAL
16.21 TYPICAL LIGHTING FIXTURE DETAILS



HOENER ARCHITECTS, LLC

6707 PLAINVIEW AVENUE
ST. LOUIS, MISSOURI 63109
OFFICE: 314.781.9855

WADE R. WELCH
LICENSE #200612354

ARCHITECTURAL CORP.
NO. 000193

PROJECT NO. 25-16E



BY: BF

DATE MAY 5, 2026

REV.:

DA: 1.01H

DA SHEET - EXPLANATION

DETAIL (DA) SHEETS ARE NUMBERED IN SIXTEEN DIVISIONS, BASED ON THE UNIFORM CONSTRUCTION INDEX.

IN GENERAL, A DETAIL IS SHOWN IN THE DIVISION TO WHICH IT SUBSTANTIALLY RELATES IN THE SPECIFICATION, BUT THE GENERAL CONTRACTOR MUST EXAMINE ALL THE DETAILS AND BECOME FULLY INFORMED AS TO THE DETAILS IN ALL DIVISIONS.

DIVISION "1" CONTAINS GENERAL INFORMATION, GENERAL DETAILS, DETAILS RELATED TO SEVERAL DIVISIONS, DETAIL PLANS, AND RELATED SCHEDULES.

DA 1.00

DA = INDICATES DETAIL (DA) SHEET
1. = INDICATES DIVISION (1 thru 16)
.00 = INDICATES SHEET NUMBER (THESE MAY NOT BE NUMBERED CONSECUTIVELY)



HOENER ARCHITECTS, LLC

6707 PLAINVIEW AVENUE
ST. LOUIS, MISSOURI 63109
OFFICE: 314.781.9855

WADE R. WELCH
LICENSE #200612354

ARCHITECTURAL CORP.
NO. 000193

PROJECT NO. 25-16E



BY: BF

DATE MAY 5, 2026

REV.:

DA: 1.03

ABBREVIATIONS

NOTE: ABBREVIATIONS MAY BE USED WITH OR WITHOUT PERIODS AND APOSTROPHES

A.B.	ANCHOR BOLT	EA.	EACH
A.C.	AIR CONDITIONING	EEWS	EMERGENCY EYE WASH STATION
ACOUST.	ACOUSTICAL	EF	EXHAUST FAN
A.D.	ACCESS DOOR	E.I.F.S.	EXTERIOR INSULATION FINISH SYSTEM
ADA	AMERICANS with DISABILITIES ACT	EJ	EXPANSION JOINT
ADJ.	ADJUSTABLE	ELEC.	ELECTRICAL
AFF	ABOVE FINISHED FLOOR	EL.	ELEVATION (GRADE, FLOOR, OR ROOF)
ALUM.	ALUMINUM	ELEV.	ELEVATION (DRAWING)
ALT.	ALTERNATE	EQ.	EQUAL
A.P.	ACCESS PANEL	E.W.	EACH WAY
ASB.	ASBESTOS	EWC	ELECTRIC WATER COOLER
ASPH.	ASPHALT	EXIST./EX.	EXISTING
		EXP.	EXPANSION
		EXT.	EXTERIOR
BD.	BOARD		
B.F.	BOTTOM OF FOOTING	FD	FLOOR DRAIN
B.G.B	BOTTOM OF GRADE BEAM	FDN.	FOUNDATION
B.L.	BORROW LIGHT	FE	FIRE EXTINGUISHER (ON BRACKET)
BLDG.	BUILDING	FBC	FIRE EXTINGUISHER / BLANKET CABINET
BLKG.	BLOCKING	FEBC	FIRE EXTINGUISHER / BLANKET CABINET
B.M.	BENCH MARK	FEC	FIRE EXTINGUISHER CABINET
B.U.R.	BUILT-UP ROOFING	F.G.	FINISH GRADE
		FIN.	FINISH
C	STEEL CHANNEL	FLR.	FLOOR
CAB.	CABINET	FLRG.	FLOORING
CER.	CERAMIC	F.R.	FIRE RATED
C.F.M.F.	COLD FORMED METAL FRAMING	F.R.C.	FIBER-REINFORCED CEMENT
CG	CORNER GUARD	F.R.P.	FIBER-REINFORCED PLASTIC
C.H.	CEILING HEIGHT OR COAT HOOKS	F.S.	FULL SIZE
C.I.	CAST IRON	FTG.	FOOTING
CL.	CLOSET	F.T.G.	FINNED TUBE RADIATION UNIT
CLG.	CEILING	F.V.	FIELD VERIFY
CMU	CONCRETE MASONRY UNIT		
CO	CLEAN OUT	GALV.	GALVANIZED
COL.	COLUMN	G.C.	GENERAL CONTRACTOR
COMPR.	COMPRESSIBLE	GL.	GLASS
CONC.	CONCRETE	GYP.	GYPSUM
CONST.	CONSTRUCTION		
CONT.	CONTINUOUS	H.B.	HOSE BIBB
CONTR.	CONTRACTOR	H/C	HANDICAPPED
CORR.	CORRIDOR	HDWR.	HARDWARE
CPT.	CARPET	HM	HOLLOW METAL
C.R./CLRM.	CLASSROOM	H.P.	HIGH POINT
C.U.H.	CABINET UNIT HEATER	HORIZ.	HORIZONTAL
C.W.	COLD WATER	H5	HOOK STRIP
C.Y.	CUBIC YARD	HT.	HEIGHT
		HVAC	HEATING, VENTILATION & AIR CONDITIONING
D.	DRYER	H.W.	HOT WATER
DA	DETAIL (ARCHITECTURAL)		
DET./DTL.	DETAIL	I.D.	INSIDE DIAMETER
DF	DRINKING FOUNTAIN	INSUL.	INSULATION
DHO	DOOR HOLD-OPEN	INT.	INTERIOR
DIA.	DIAMETER		
DIM.	DIMENSION	JAN.	JANITOR
DN.	DOWN		
DS	DOWNSPOUT		
D.W.	DRYWALL OR DISHWASHER		
DWG.	DRAWING		



HOENER ARCHITECTS, LLC

6707 PLAINVIEW AVENUE
ST. LOUIS, MISSOURI 63109
OFFICE: 314.781.9855

WADE R. WELCH
LICENSE #200612354

ARCHITECTURAL CORP.
NO. 000193

PROJECT NO. 25-16E



BY: BF

DATE MAY 5, 2026

REV.:

DA: 1.04

ABBREVIATIONS (CONTINUED)

NOTE: ABBREVIATIONS MAY BE USED WITH OR WITHOUT PERIODS AND APOSTROPHES

L	STEEL ANGLE	S.A.	SUPPLY AIR
LAM.	LAMINATE OR LAMINATED	SAN.	SANITARY (SEWER)
LAV.	LAVATORY	S.C.	SOLID CORE
L.P.	LOW POINT	SCHED.	SCHEDULE
		S.D.	SUPPLEMENTARY DRAWING
MAS.	MASONRY	S.F.	SQUARE FOOT
MATL.	MATERIAL	SGFT	STRUCTURAL GLAZED FACING TILE
MAX.	MAXIMUM	SHWR	SHOWER
MB	MARKER BOARD	S.I.	SQUARE INCH
M.E.P.	MECHANICAL, ELECTRICAL & PLUMBING	SIM.	SIMILAR
MEMB.	MEMBRANE	SPECS	SPECIFICATIONS
MECH.	MECHANICAL	S.S.	STAINLESS STEEL
M.H.	MANHOLE	SSEW	SAFETY SHOWER & EYEWASH STATION
MH	MOP HOOKS (IN JAN. CLOSET)	S.S.M.	SOLID SURFACE MATERIAL
MIN.	MINIMUM	ST.	STORM (SEWER)
MFR., MNFR	MANUFACTURE	STL.	STEEL
MO	MASONRY OPENING	STOR.	STORAGE
MS	MOP SINK	STRUCT.	STRUCTURAL
MTL	METAL		
		T-BAR	TERMINATION BAR
NIC	NOT IN CONTRACT	TB	TACK BOARD
NO. OR #	NUMBER	T.B.#	TEST BORE NUMBER
NTS	NOT TO SCALE	T.C.	TOP OF CONCRETE
		TEMP.	TEMPERED
O.A.	OUTSIDE AIR	TERR.	TERRAZZO
O/A	OVER ALL	T.M.	TOP OF MASONRY
O.C.	ON CENTER	T.O.B.	TOP OF BEAM
O.D.	OUTSIDE DIAMETER	T.S.	TOP OF STEEL OR TUBE STEEL
OFD	OVERFLOW DRAIN	TS	TRANSITION STRIP (ON FLOOR PLANS)
O.H.	OVERHEAD	TYP.	TYPICAL
OPNG.	OPENING	T & B	TOP AND BOTTOM
OPP.	OPPOSITE		
		U.N.O.	UNLESS NOTED OTHERWISE
PEMB	PRE-ENGINEERED METAL BUILDING		
PERP.	PERPENDICULAR	VCT	VINYL COMPOSITION TILE
PL	PLATE	VERT.	VERTICAL
PLAS.	PLASTIC	VEST.	VESTIBULE
PLUMB.	PLUMBING	VP	VENT PIPE
PLYWD.	PLYWOOD	VTR	VENT THROUGH ROOF
		VWC	VINYL WALL COVERING
OR PW			
PREFAB.	PREFABRICATED	W/	WITH
PROJ.	PROJECT	W/O	WITHOUT
		W.C.	WATER CLOSET
R.	RADIUS	W.C.O.	WALL CLEAN OUT
R.A.	RETURN AIR	WD.	WOOD
RD	ROOF DRAIN	WDW.	WINDOW
R.D.C.	REMOTE DISTRIBUTION OFFICE	WF.	WIDE FLANGE STEEL BEAM
RE:	REFER TO	W.H.	WATER HEATER
REINF.	REINFORCEMENT OR REINFORCED	W.M.	WASHING MACHINE
REQD	REQUIRED	WSCT.	WAINSCOT
RESIL.	RESILIENT	WWF	WELDED WIRE FABRIC
RET.	RETAINING		
REV.	REVISION OR REVISED		
RM.	ROOM		
RO	ROUGH OPENING		
RTU.	ROOF TOP UNIT		



HOENER ARCHITECTS, LLC

6707 PLAINVIEW AVENUE
ST. LOUIS, MISSOURI 63109
OFFICE: 314.781.9855

WADE R. WELCH
LICENSE #200612354

ARCHITECTURAL CORP.
NO. 000193

PROJECT NO. 25-16E



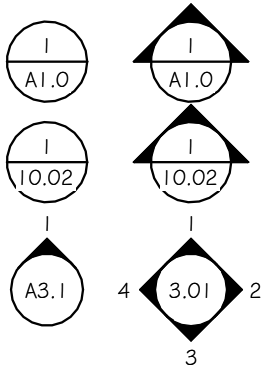
BY: BF

DATE MAY 5, 2026

REV.:

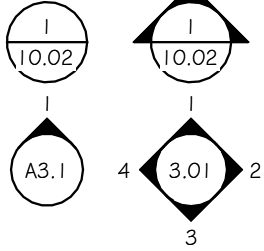
DA: 1.05

REFERENCE SYMBOLS



DRAWING OR DETAIL REFERENCE SYMBOL

1 = DRAWING OR DETAIL NUMBER
 A1.0 = SHEET NUMBER ON WHICH DRAWING/DETAIL APPEARS



DA DETAIL REFERENCE SYMBOL

1 = DRAWING OR DETAIL NUMBER
 10.02 = DETAIL (DA) SHEET ON WHICH DRAWING/DETAIL APPEARS

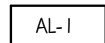
DETAIL REFERENCE SYMBOL

1, 2, 3, 4 = INTERIOR ELEVATION NUMBERS
 A3.1 = DRAWING SHEET ON WHICH DRAWING/DETAIL APPEARS
 3.01 = DETAIL (DA) SHEET ON WHICH DRAWING/DETAIL APPEARS



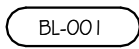
DOOR REFERENCE SYMBOL

101 = NUMBER USED IN DOOR SCHEDULE IN DETAIL (DA) SHEETS



STOREFRONT REFERENCE SYMBOL

AL-1 = NUMBER USED ON STOREFRONT ELEVATION IN DETAIL (DA) SHEETS



BORROW LIGHT REFERENCE SYMBOL

001 = NUMBER USED IN BORROW LIGHT SCHEDULE IN DETAIL (DA) SHEETS



WALL TYPE REFERENCE SYMBOL

S1 = WALL TYPE AS SHOWN IN DETAIL (DA) SHEETS



WINDOW TYPE REFERENCE SYMBOL

A = WINDOW TYPE AS SHOWN IN DETAIL (DA) SHEETS



SPECIAL STONE SHAPE REFERENCE SYMBOL

A = SHAPE TYPE USED IN SCHEDULE IN DETAIL (DA) SHEETS



DRAWING TITLE REFERENCE SYMBOL

1 = DRAWING NUMBER
 A1.0 = SHEET NUMBER ON WHICH DRAWING/DETAIL APPEARS
 10.02 = DETAIL (DA) SHEET ON WHICH DRAWING/DETAIL APPEARS

1/A1.0

1/10.02

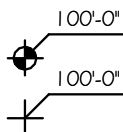
INDICATION OF DRAWING # SHEET NUMBER IN NOTES, SCHEDULES & SPECIFICATIONS

VESTIBULE

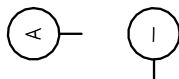


ROOM REFERENCE SYMBOL

VESTIBULE = ROOM NAME
 101 = ROOM NUMBER
 1 = FLOOR NUMBER
 01 = SPACE NUMBER {MAY BE 3 DIGITS OR SIMILAR VARIATION}



NEW SPOT ELEVATION SYMBOL



EXISTING SPOT ELEVATION SYMBOL



COLUMN LINE REFERENCE SYMBOL

COLUMN LINE, BEAM LINE OR CENTER OF WALL



KEYED NOTE - DEMOLITION WORK



KEYED NOTE - NEW WORK

{RENOVATION, ADDITION, NEW BUILDING}



HOENER ARCHITECTS, LLC

6707 PLAINVIEW AVENUE
 ST. LOUIS, MISSOURI 63109
 OFFICE: 314.781.9855

WADE R. WELCH
 LICENSE #200612354

ARCHITECTURAL CORP.
 NO. 000193

PROJECT NO. 25-16E



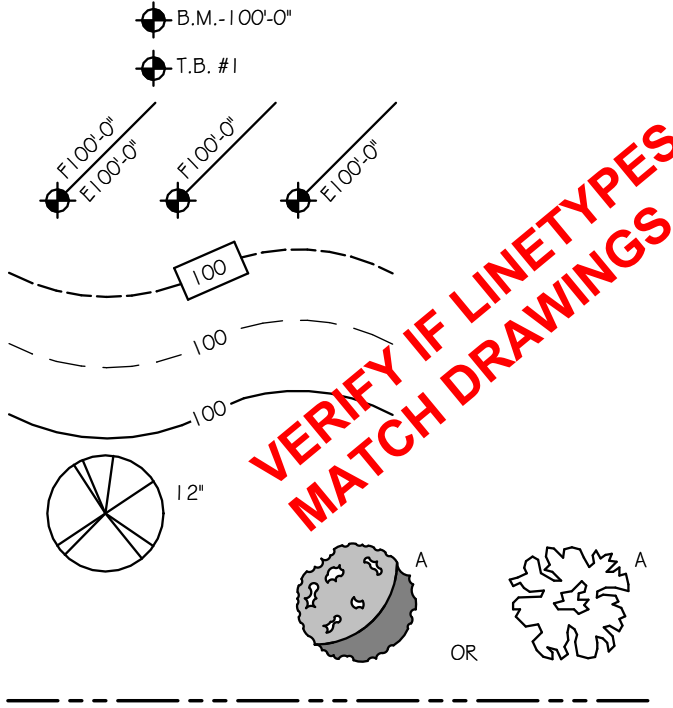
BY: BF

DATE MAY 5, 2026

REV.:

DA: 1.06

REFERENCE SYMBOLS - SITE WORK



BENCH MARK ELEVATION (IN FEET)

TEST BORING NUMBER

F 100'-0" = NEW FINISH GRADE SPOT ELEVATION
 E 100'-0" = EXISTING SPOT ELEVATION

EXISTING CONTOUR TO REMAIN

EXISTING CONTOUR TO CHANGE

NEW CONTOUR

EXISTING TREE & SIZE (DIAMETER)


NEW TREE & TYPE (PER SCHEDULE)

PROPERTY LINE

ITEMS BELOW ARE NEW UNLESS NOTED AS "EXISTING", "EXIST." OR "EX."

— 8"W — 8"W — 8"W — 8"W —	— W — W —	WATER LINE & SIZE (DIAMETER)	■ ●	M.H.	MANHOLE
— OT — OT — OT —		OVERHEAD TELEPHONE LINE	●	U.P.	UTILITY POLE
— UT — UT — UT —		UNDERGROUND TELEPHONE LINE	□ ○	L.P.	LIGHT POLE
— OHW — OHW — OHW —		OVERHEAD WIRE	◀ ▶	WV	WATER VALVE
— UGE — UGE — UGE —		UNDERGROUND ELECTRIC LINE	⊕	FD	FIRE HYDRANT
— GAS — GAS — GAS —		GAS LINE	↶ ↷		DIRECTION ARROWS (PAINTED)
— SAN — SAN — SAN —		SANITARY SEWER			
— STM — STM — STM —		STORM SEWER			
— SWALE — SWALE — SWALE —		SWALE			
— X — X — X — X — X —		FENCE			
— ○ — ○ — ○ — ○ — ○ —		VINYL SIGHTPROOF FENCE			
— — — — —		CENTER LINE OR COLUMN LINE			

HOENER ARCHITECTS, LLC
 6707 PLAINVIEW AVENUE
 ST. LOUIS, MISSOURI 63109
 OFFICE: 314.781.9855



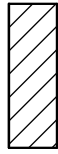
BY: BF
 DATE: MAY 5, 2026
 REV.:
 DA: 1.07

WADE R. WELCH
 LICENSE #200612354

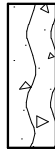
ARCHITECTURAL CORP.
 NO. 000193

PROJECT NO. 25-16E

MATERIAL INDICATIONS (IN SECTION)



FACE BRICK



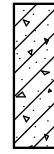
CAST STONE




CMU



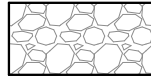
STRUCT. CLAY
FACING TILE



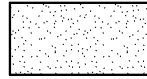
CONCRETE
BRICK



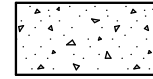
EARTH
OR BACKFILL



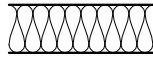
GRAVEL
(CRUSHED ROCK)



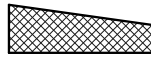
SAND FILL



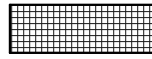
CONCRETE



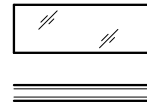
BATT
INSULATION



TAPERED
INSULATION



RIGID
INSULATION



GLASS



STEEL




INTERMITTENT
BLOCKING
OR SHIM



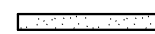
CONTINUOUS
BLOCKING
OR SHIM



PLYWOOD



FINISH WOOD



DRYWALL OR
GYPSUM SHEATHING



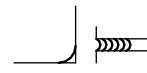
PLASTER



ACOUSTIC TILE
OR COMPRESSIBLE
FILLER



CARPET



CAULKING



HOENER ARCHITECTS, LLC

6707 PLAINVIEW AVENUE
ST. LOUIS, MISSOURI 63109
OFFICE: 314.781.9855

WADE R. WELCH
LICENSE #200612354

ARCHITECTURAL CORP.
NO. 000193

PROJECT NO. 25-16E



BY: BF

DATE MAY 5, 2026

REV.:

DA: 1.08

TYPICAL MOUNTING HEIGHTS (NON-ADA)

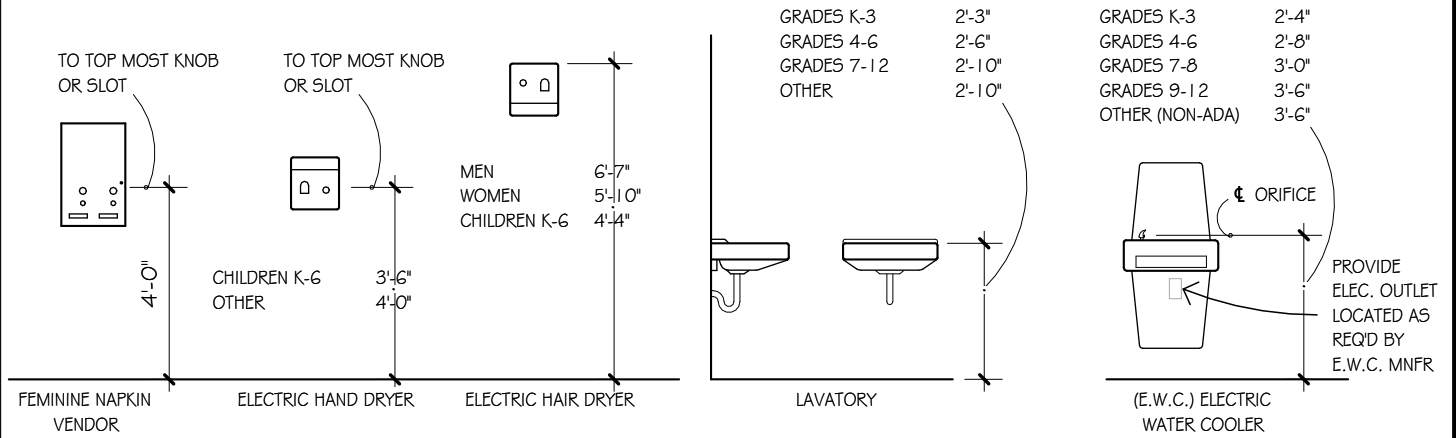
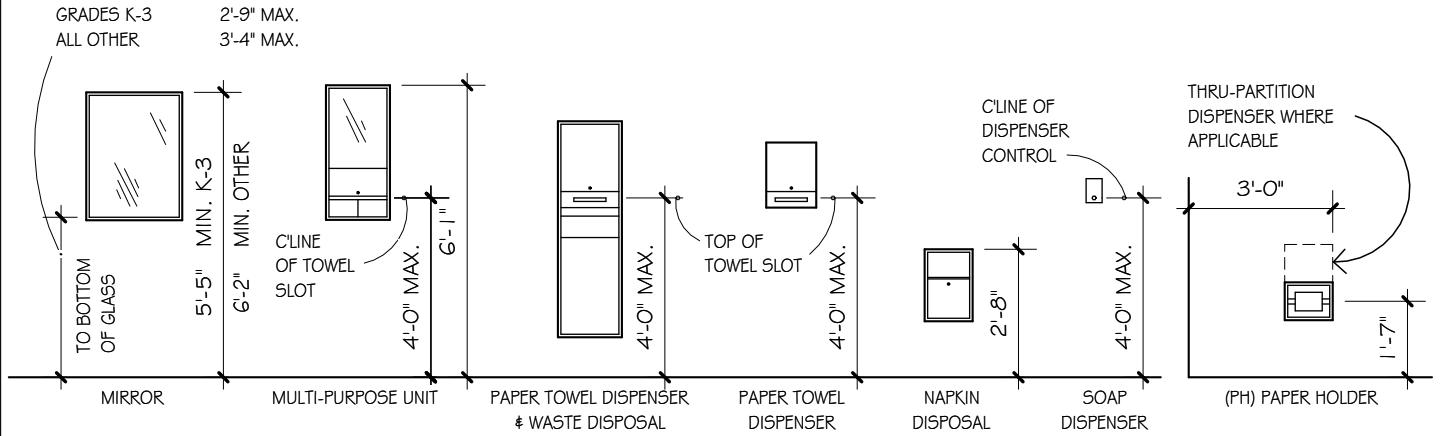
NOTE: PROVIDE BLOCKING AS REQUIRED FOR ALL WALL MOUNTED ITEMS

NOTES:

ACTUAL SIZE & CONFIGURATION OF UNITS SHALL BE VERIFIED IN THE SPECIFICATIONS. ALL CONFLICTS OR AMBIGUITIES SHALL BE REFERRED TO THE ARCHITECT.

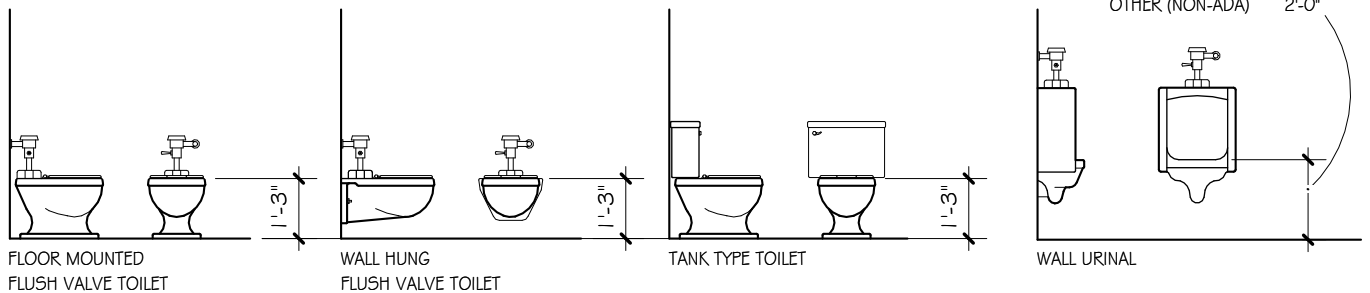
THESE HEIGHTS APPLY WHEN HEIGHTS ARE NOT NOTED ON SPECIFIC DETAILS.

FOR ADA MOUNTING HEIGHTS, SEE [DA: 1 / 1.13](#)



NOTE:
SEE PLUMBING SPEC. FOR POSSIBLE VARIATIONS IN HEIGHTS OF SPECIFIED FIXTURES FOR YOUNG CHILDREN.

GRADES K-3	1'-5"
GRADES 4-6	1'-8"
GRADES 7-8	2'-0"
GRADES 9-12	2'-0"
OTHER (NON-ADA)	2'-0"



HOENER ARCHITECTS, LLC
6707 PLAINVIEW AVENUE
ST. LOUIS, MISSOURI 63109
OFFICE: 314.781.9855

WADE R. WELCH
LICENSE #200612354

ARCHITECTURAL CORP.
NO. 000193

PROJECT NO. 25-16E



BY: BF

DATE MAY 5, 2026

REV.:

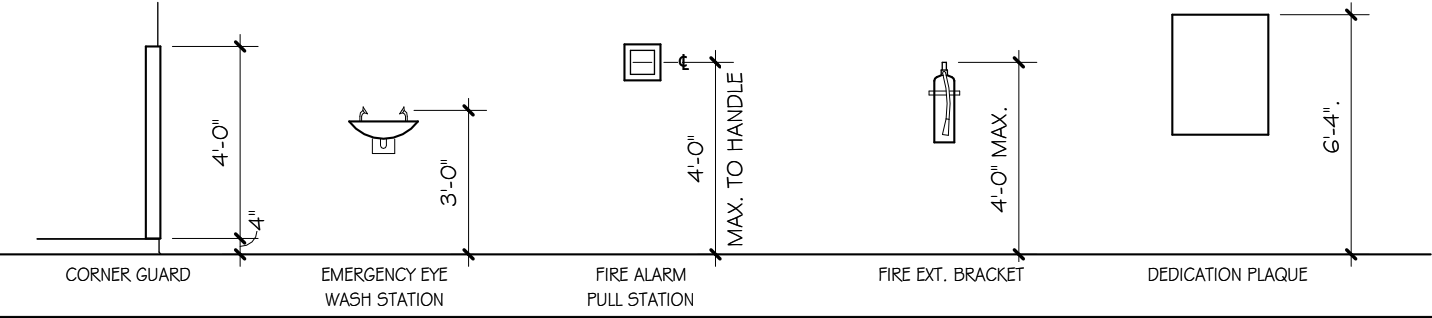
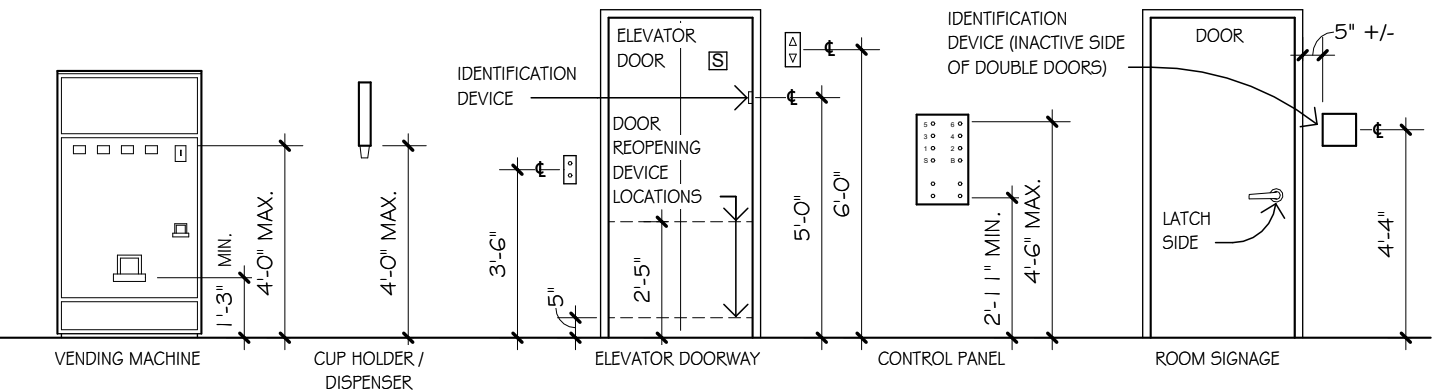
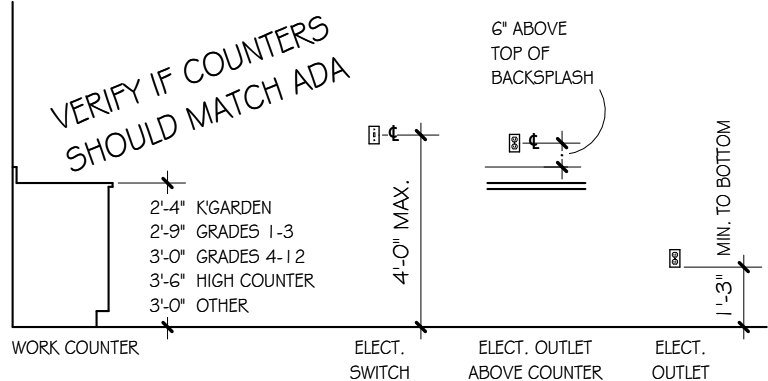
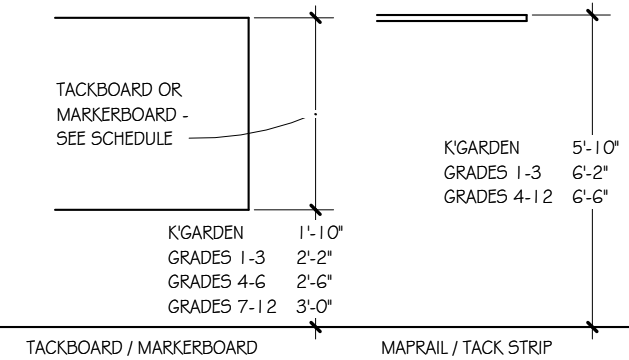
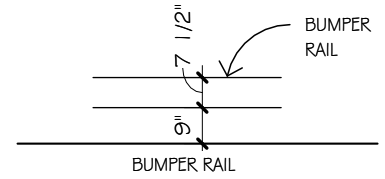
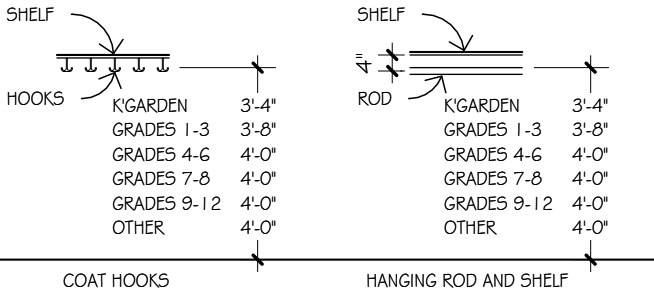
DA: 1.11

TYPICAL MOUNTING HEIGHTS (NON-ADA)

NOTE: PROVIDE BLOCKING AS REQUIRED FOR ALL WALL MOUNTED ITEMS

NOTE:

ACTUAL SIZE & CONFIGURATION OF UNITS SHALL BE VERIFIED IN THE SPECIFICATIONS.



HOENER ARCHITECTS, LLC
 6707 PLAINVIEW AVENUE
 ST. LOUIS, MISSOURI 63109
 OFFICE: 314.781.9855

WADE R. WELCH
 LICENSE #200612354

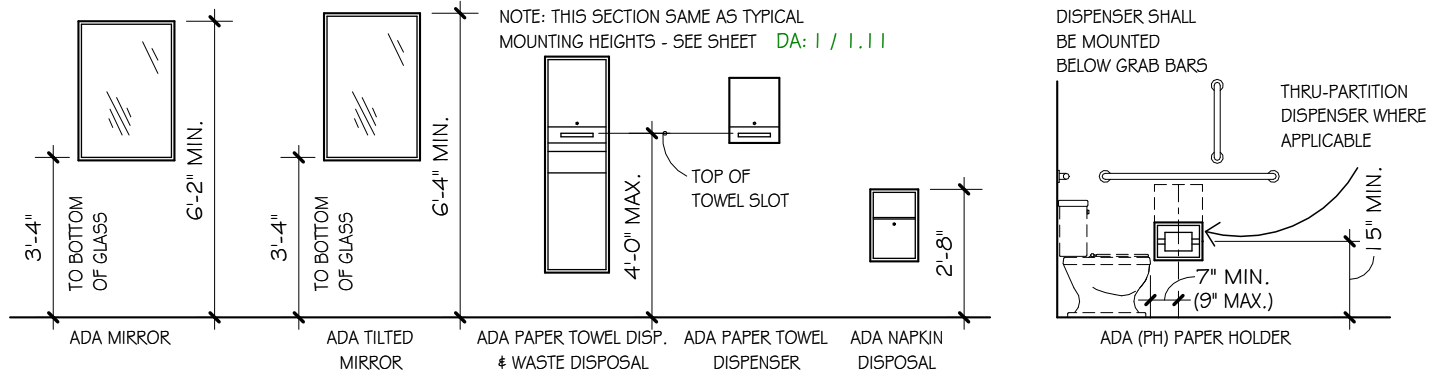
ARCHITECTURAL CORP.
 NO. 000193

PROJECT NO. 25-16E

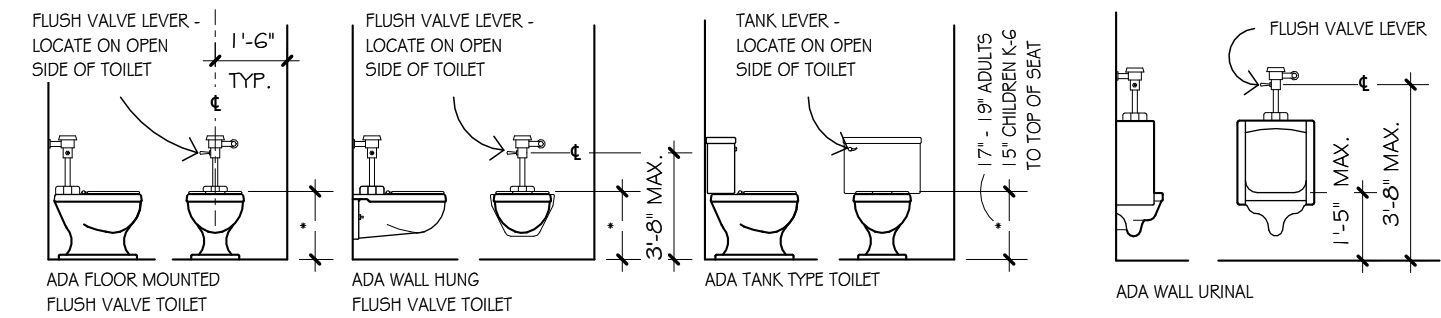
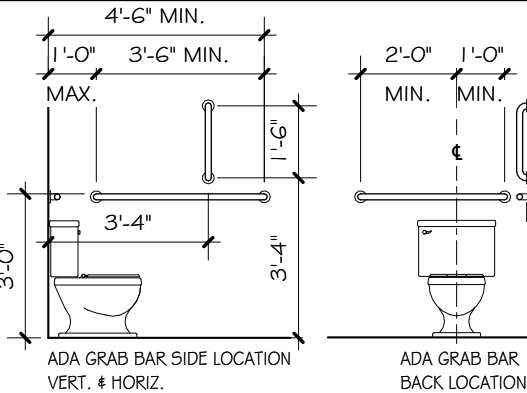
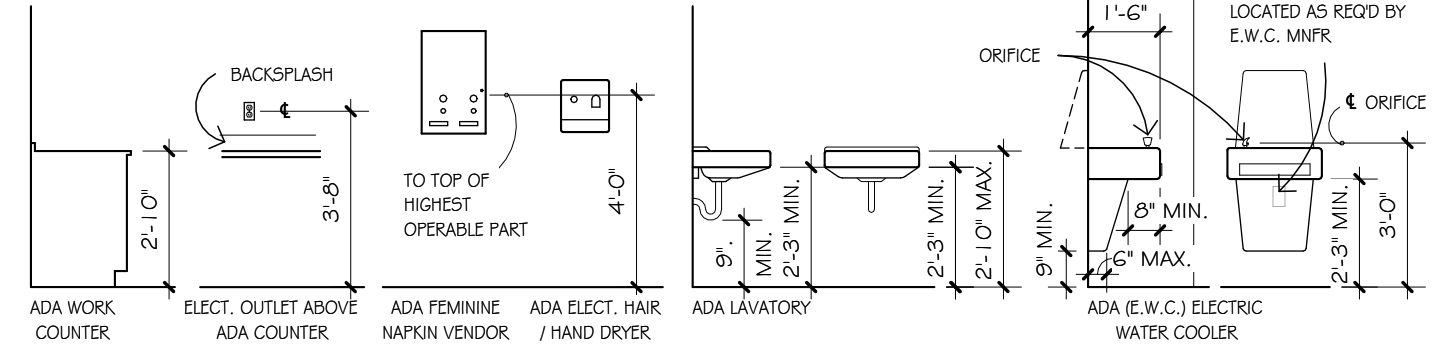


BY: BF
DATE MAY 5, 2026
REV.:
DA: 1.12

ADA MOUNTING HEIGHTS



NOTE: PROVIDE BLOCKING AS REQUIRED FOR ALL WALL MOUNTED ITEMS



HOENER ARCHITECTS, LLC
6707 PLAINVIEW AVENUE
ST. LOUIS, MISSOURI 63109
OFFICE: 314.781.9855

WADE R. WELCH
LICENSE #200612354

ARCHITECTURAL CORP.
NO. 000193

PROJECT NO. 25-16E



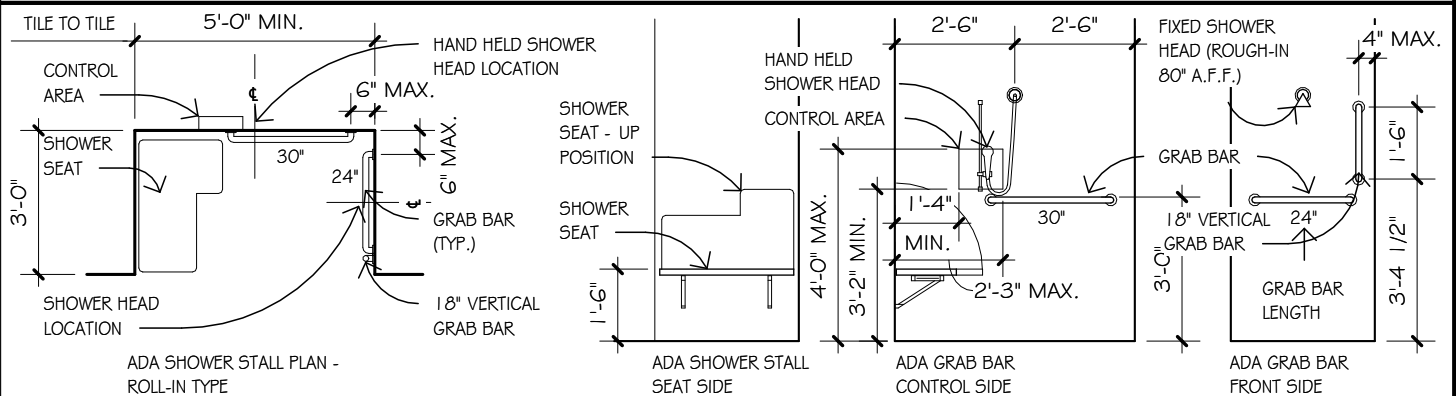
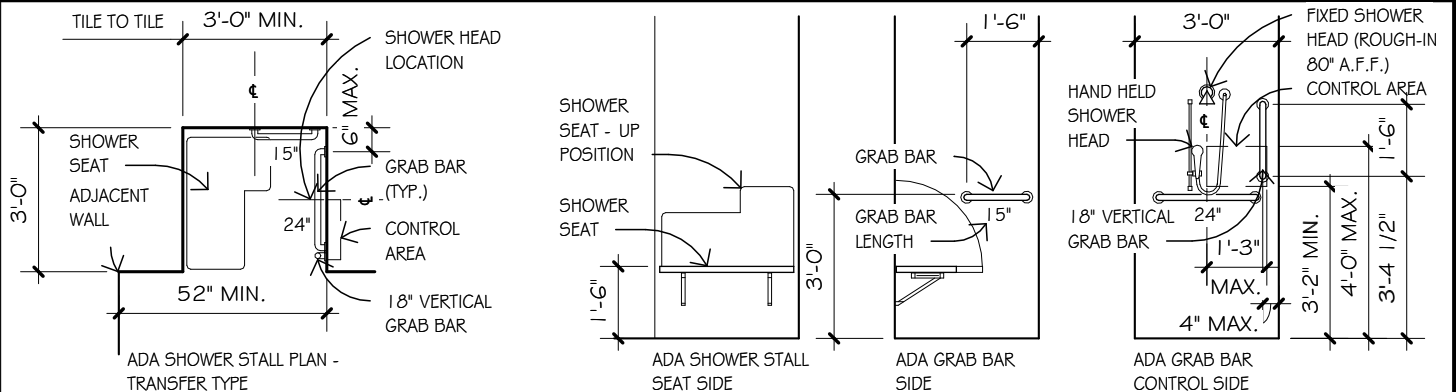
BY: BF

DATE MAY 5, 2026

REV.:

DA: 1.13

ADA MOUNTING HEIGHTS



HOENER ARCHITECTS, LLC

6707 PLAINVIEW AVENUE
ST. LOUIS, MISSOURI 63109
OFFICE: 314.781.9855

WADE R. WELCH
LICENSE #200612354

ARCHITECTURAL CORP.
NO. 000193

PROJECT NO. 25-16E

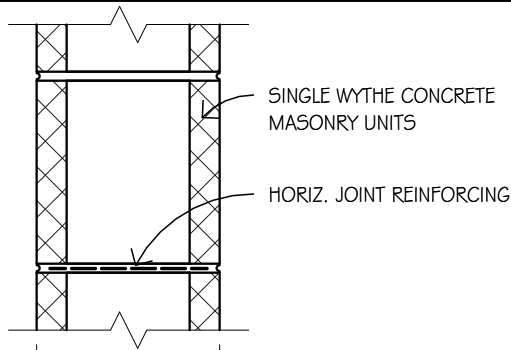


BY: BF

DATE MAY 5, 2026

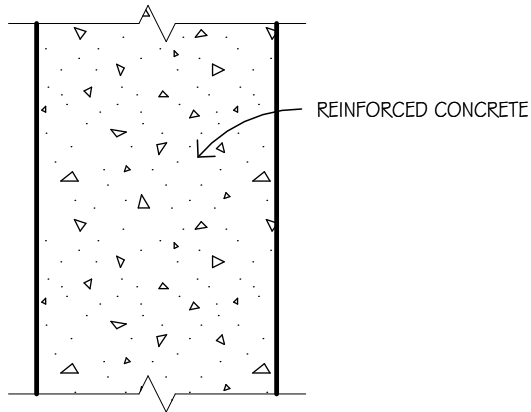
REV.:

DA: 1.14



A4	3 5/8"	NOM. 4"
A6	5 5/8"	NOM. 6"
A8	7 5/8"	NOM. 8"
A10	9 5/8"	NOM. 10"
A12	11 5/8"	NOM. 12"

SEALED AGAINST STRUCTURE ABOVE FOR FIRE RATING. SOUND RATING OR APPEARANCE WHERE SHOWN ON REFLECTED CEILING PLAN. FIRE RATING PER UL DESIGN U905



C6	6"
C8	8"
C12	1'-0"
C16	1'-4"



HOENER ARCHITECTS, LLC

6707 PLAINVIEW AVENUE
ST. LOUIS, MISSOURI 63109
OFFICE: 314.781.9855

WADE R. WELCH
LICENSE #200612354

ARCHITECTURAL CORP.
NO. 000193

PROJECT NO. 25-16E

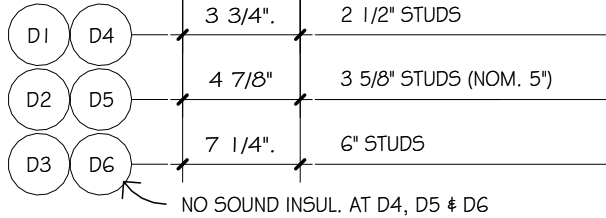
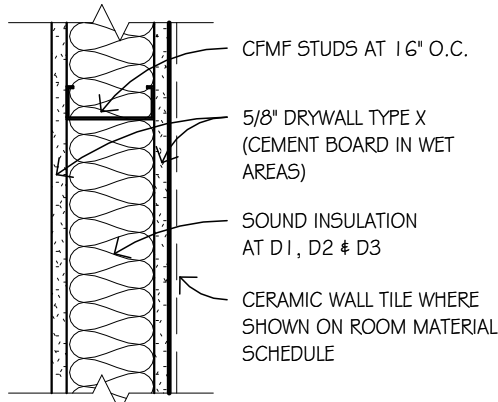


BY: BF

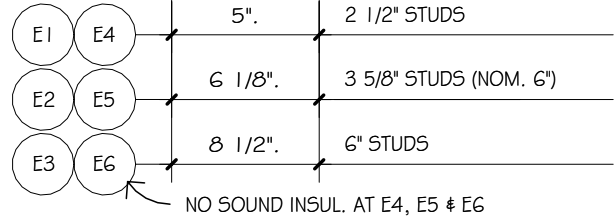
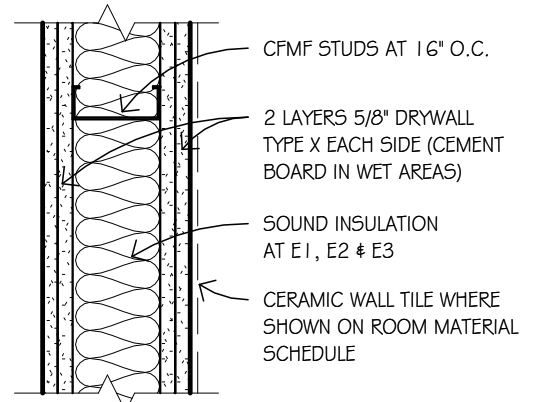
DATE MAY 5, 2026

REV.:

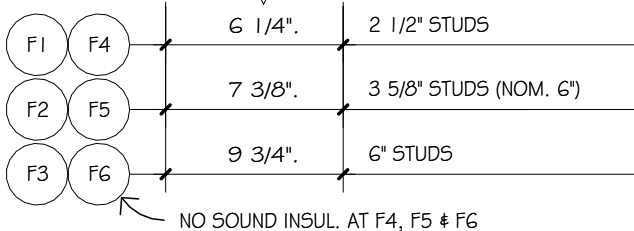
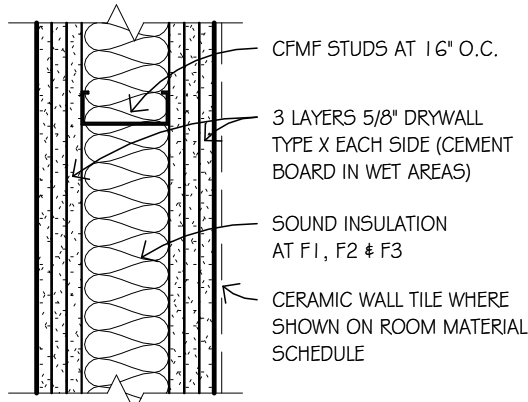
DA: 1.21



SEALED AGAINST STRUCTURE ABOVE FOR 1-HOUR FIRE RATING, SOUND RATING OR APPEARANCE WHERE SHOWN ON REFLECTED CEILING PLAN. FIRE RATING PER UL DESIGN U465



SEALED AGAINST STRUCTURE ABOVE FOR 2-HOUR FIRE RATING, SOUND RATING OR APPEARANCE WHERE SHOWN ON REFLECTED CEILING PLAN. FIRE RATING PER UL DESIGN U411



SEALED AGAINST STRUCTURE ABOVE FOR 3-HOUR FIRE RATING, SOUND RATING OR APPEARANCE WHERE SHOWN ON REFLECTED CEILING PLAN. FIRE RATING PER UL DESIGN U419

HOENER ARCHITECTS, LLC
 6707 PLAINVIEW AVENUE
 ST. LOUIS, MISSOURI 63109
 OFFICE: 314.781.9855

WADE R. WELCH
 LICENSE #200612354

ARCHITECTURAL CORP.
 NO. 000193

PROJECT NO. 25-16E



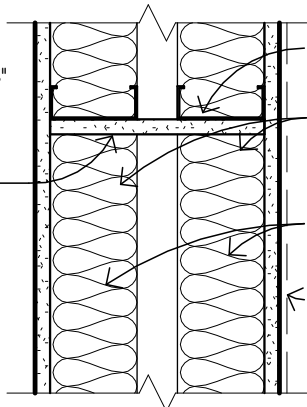
BY: BF

DATE MAY 5, 2026

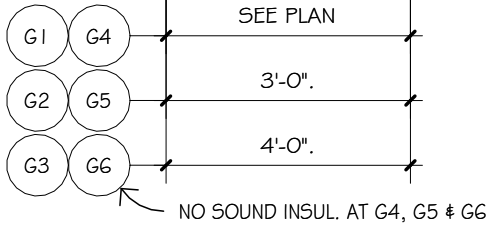
REV.:

DA: 1.22

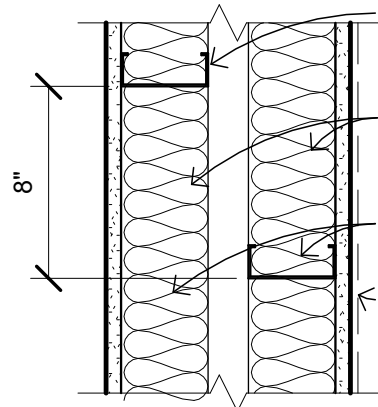
DRYWALL BRACING AT 16" O.C. MIN. AS REQ'D BY DRYWALL/STUD MFR.



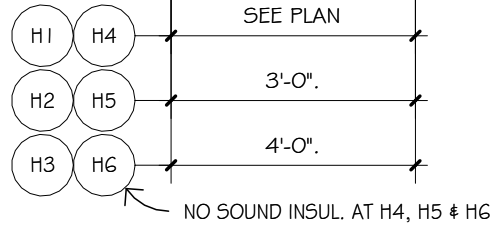
2 ROWS 3 5/8" CFMF STUDS AT 16" O.C.
 5/8" DRYWALL TYPE X EACH SIDE (CEMENT BOARD IN WET AREAS)
 SOUND INSULATION AT G1, G2 & G3
 CERAMIC WALL TILE WHERE SHOWN ON ROOM MATERIAL SCHEDULE



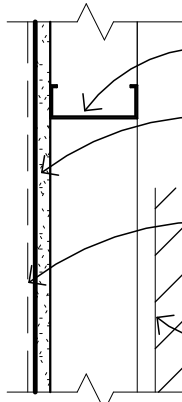
SEALED AGAINST STRUCTURE ABOVE FOR 1-HOUR FIRE RATING, SOUND RATING OR APPEARANCE WHERE SHOWN ON REFLECTED CEILING PLAN. FIRE RATING PER UL DESIGN U420 (SIM.)



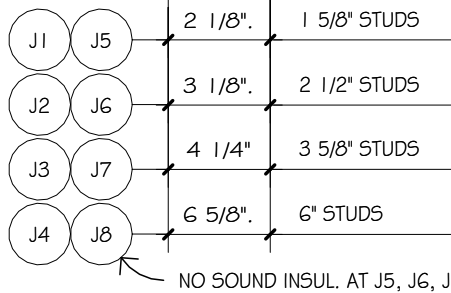
2 ROWS 3 5/8" CFMF STUDS AT 16" O.C. STAGGERED
 5/8" DRYWALL TYPE X EACH SIDE (CEMENT BOARD IN WET AREAS)
 SOUND INSULATION AT H1, H2 & H3
 CERAMIC WALL TILE WHERE SHOWN ON ROOM MATERIAL SCHEDULE



SEALED AGAINST STRUCTURE ABOVE FOR SOUND RATING OR APPEARANCE WHERE SHOWN ON REFLECTED CEILING PLAN. (NON-FIRE RATED)



CFMF STUDS AT 16" O.C.
 5/8" DRYWALL TYPE X (CEMENT BOARD IN WET AREAS)
 CERAMIC WALL TILE WHERE SHOWN ON ROOM MATERIAL SCHEDULE
 OTHER WALL TYPE OR EXIST. WALL, WHERE OCCURS (SEE PLAN)



HOENER ARCHITECTS, LLC

6707 PLAINVIEW AVENUE
 ST. LOUIS, MISSOURI 63109
 OFFICE: 314.781.9855

WADE R. WELCH
 LICENSE #200612354

ARCHITECTURAL CORP.
 NO. 000193

PROJECT NO. 25-16E

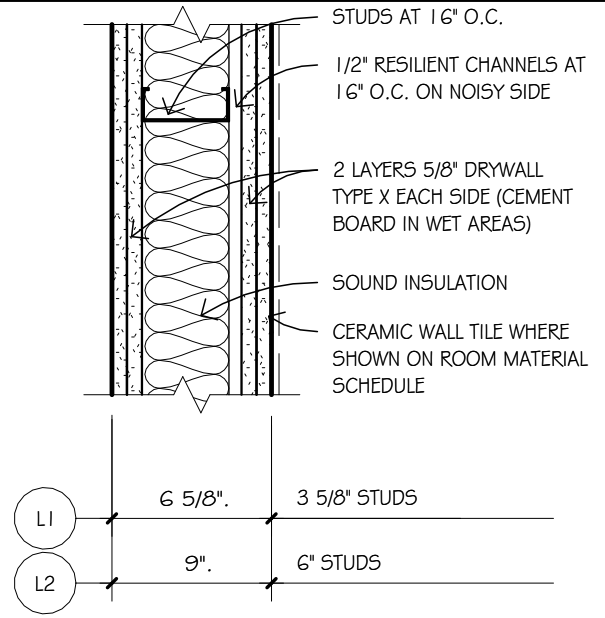
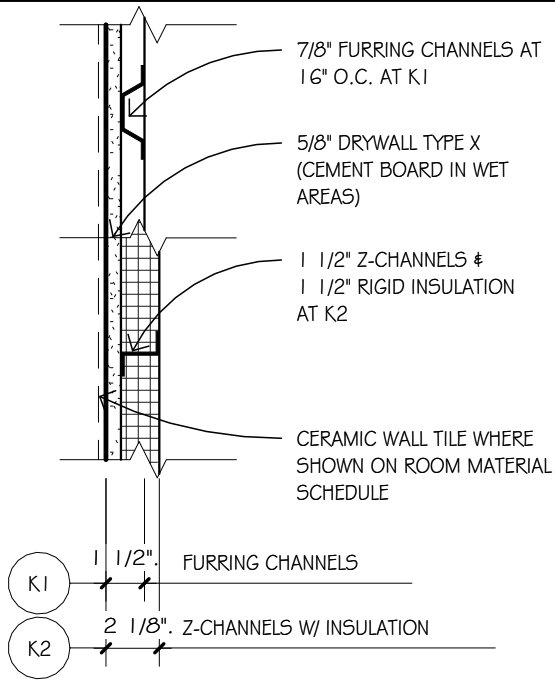


BY: BF

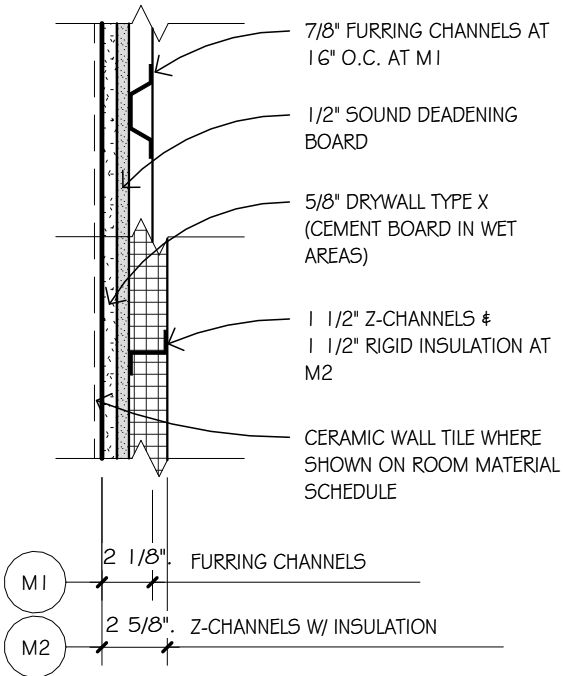
DATE MAY 5, 2026

REV.:

DA: 1.23




SPECIAL SOUND-RATED WALL (STC=61)
INSTALLED PER MNFR'S INSTRUCTIONS
SEALED AGAINST STRUCTURE ABOVE FOR 1-HOUR OR 2-HOUR FIRE RATING
OR SOUND RATING ONLY WHERE SHOWN ON REFLECTED CEILING PLAN.
FIRE RATING PER UL DESIGN U419



SPECIAL SOUND-RATED BARRIER
SEALED AGAINST STRUCTURE ABOVE FOR SOUND RATING.

HOENER ARCHITECTS, LLC
 6707 PLAINVIEW AVENUE
 ST. LOUIS, MISSOURI 63109
 OFFICE: 314.781.9855

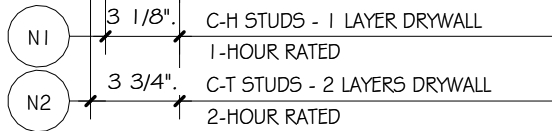
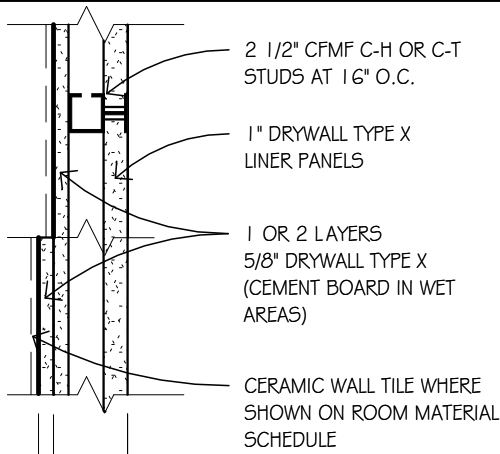


BY: BF
 DATE MAY 5, 2026
 REV.:
 DA: 1.24

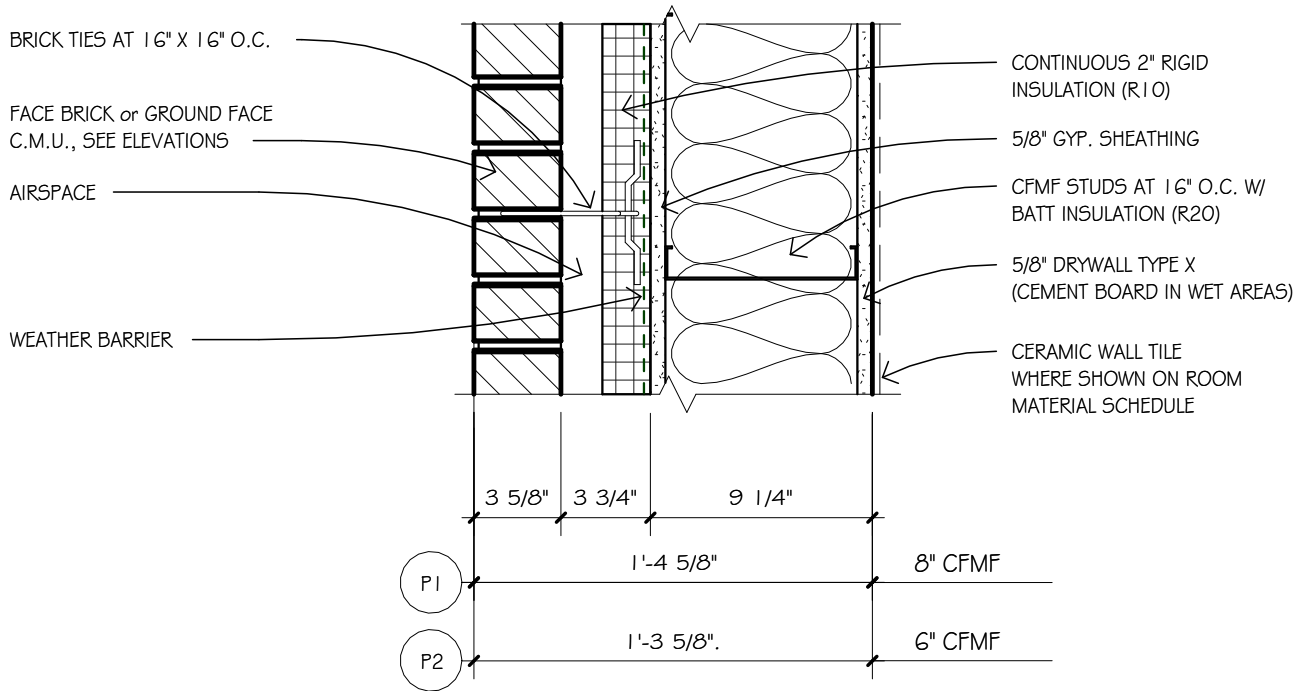
WADE R. WELCH
 LICENSE #200612354

ARCHITECTURAL CORP.
 NO. 000193

PROJECT NO. 25-16E



2 1/2" J-CHANNEL RUNNERS AROUND PERIMETER
SEALED AGAINST STRUCTURE FOR 1- OR 2-HOUR FIRE RATING WHERE
SHOWN ON REFLECTED CEILING PLAN.
FIRE RATING PER UL DESIGN U415 (SYSTEM A OR B)



HOENER ARCHITECTS, LLC
6707 PLAINVIEW AVENUE
ST. LOUIS, MISSOURI 63109
OFFICE: 314.781.9855

WADE R. WELCH
LICENSE #200612354

ARCHITECTURAL CORP.
NO. 000193



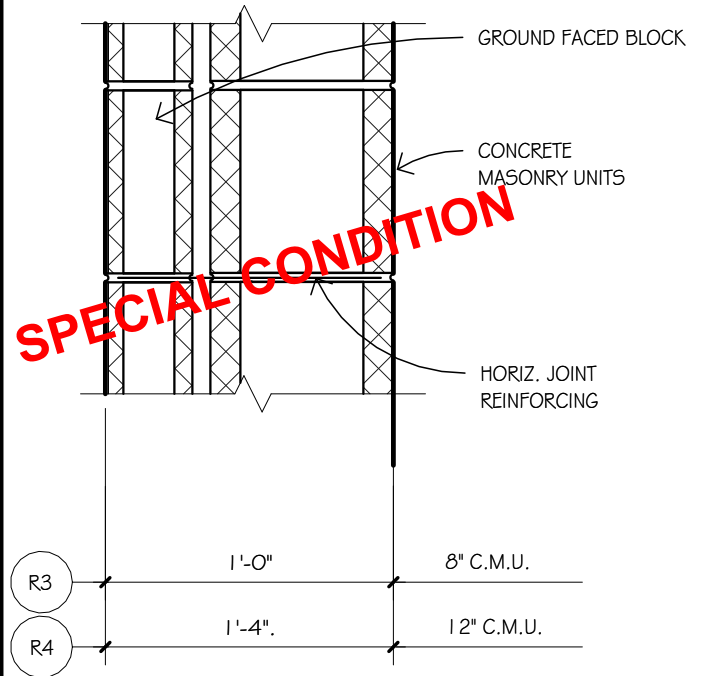
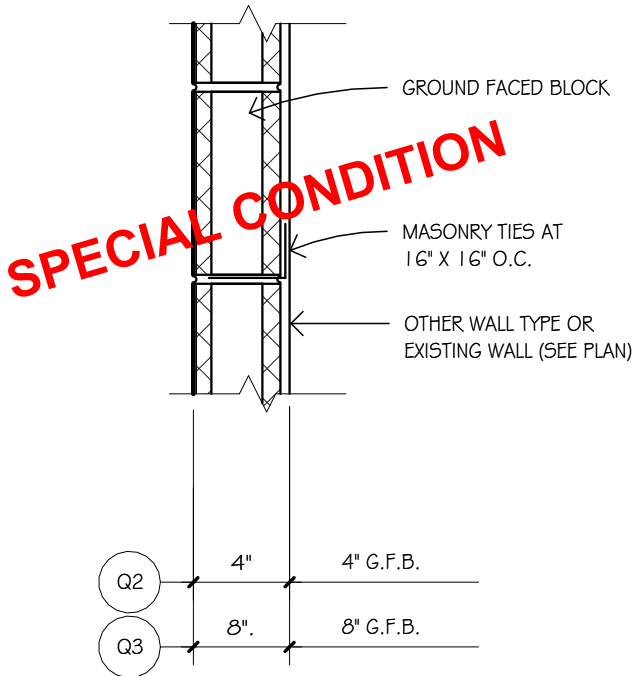
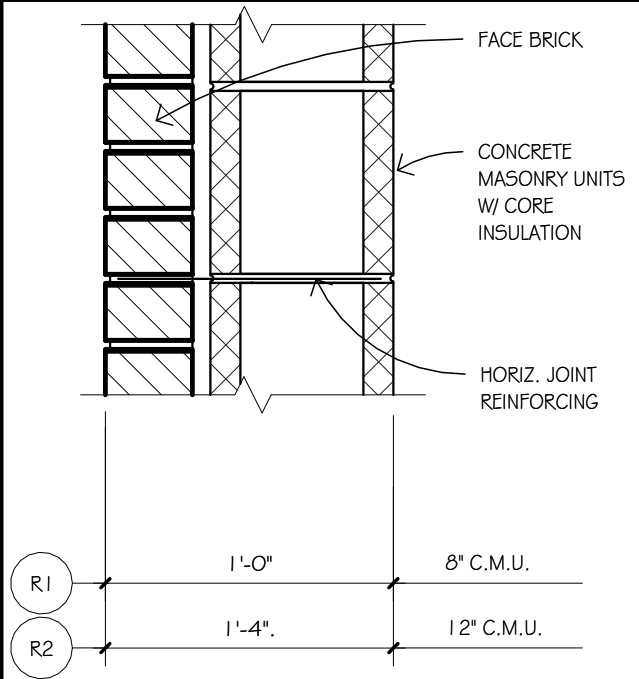
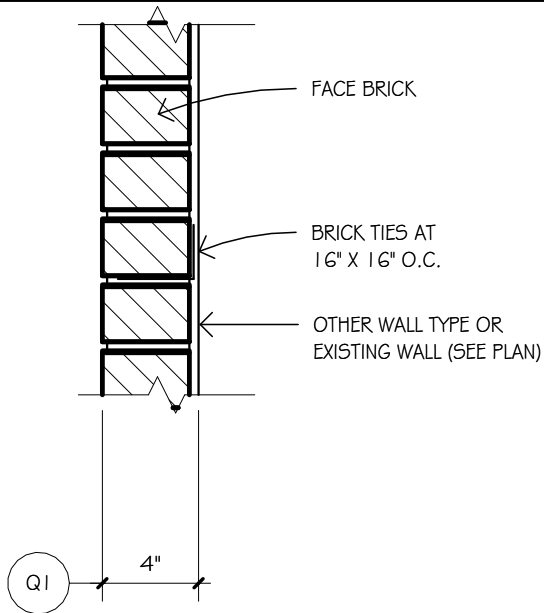
BY: BF

DATE MAY 5, 2026

REV.:

PROJECT NO. 25-16E

DA: 1.25



HOENER ARCHITECTS, LLC
 6707 PLAINVIEW AVENUE
 ST. LOUIS, MISSOURI 63109
 OFFICE: 314.781.9855

WADE R. WELCH
 LICENSE #200612354

ARCHITECTURAL CORP.
 NO. 000193

PROJECT NO. 25-16E

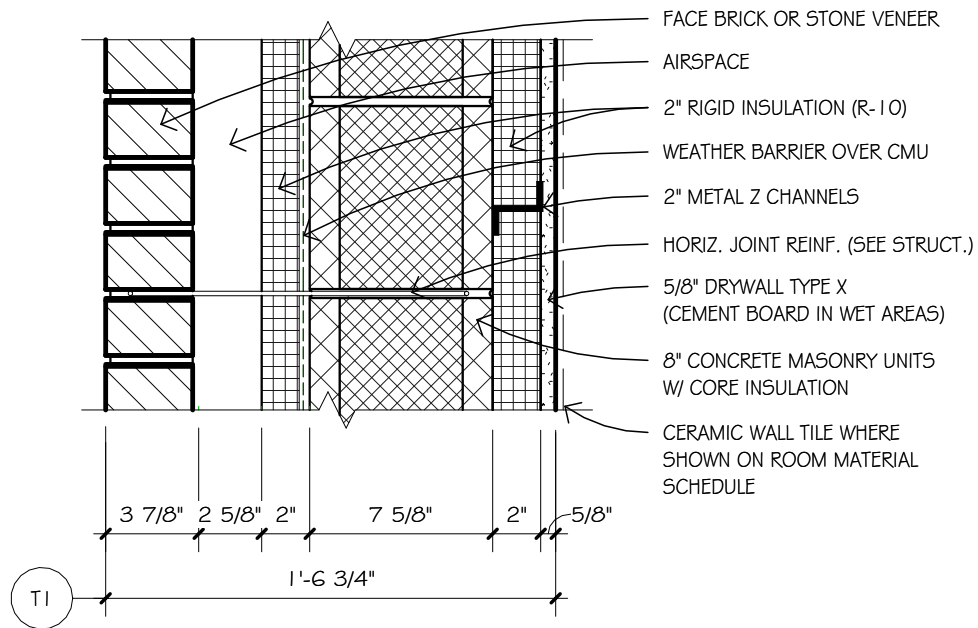
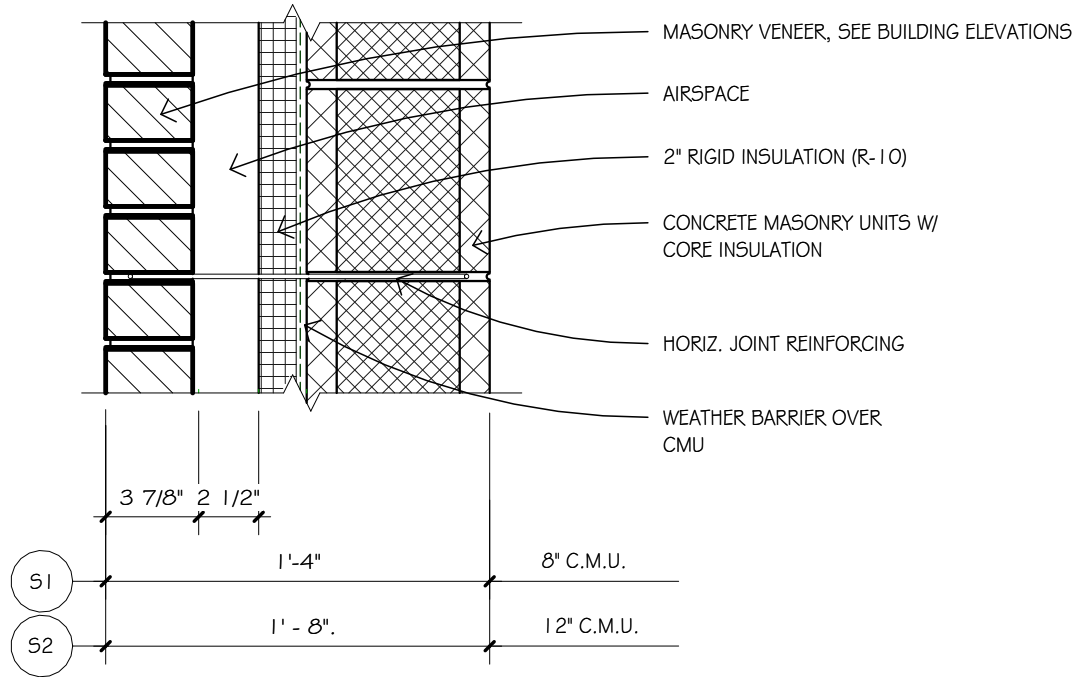


BY: BF

DATE MAY 5, 2026

REV.:

DA: 1.26



**EXTERIOR WALL W/ DRYWALL
INTERIOR FINISH**

HOENER ARCHITECTS, LLC
 6707 PLAINVIEW AVENUE
 ST. LOUIS, MISSOURI 63109
 OFFICE: 314.781.9855

WADE R. WELCH
 LICENSE #200612354

ARCHITECTURAL CORP.
 NO. 000193

PROJECT NO. 25-16E

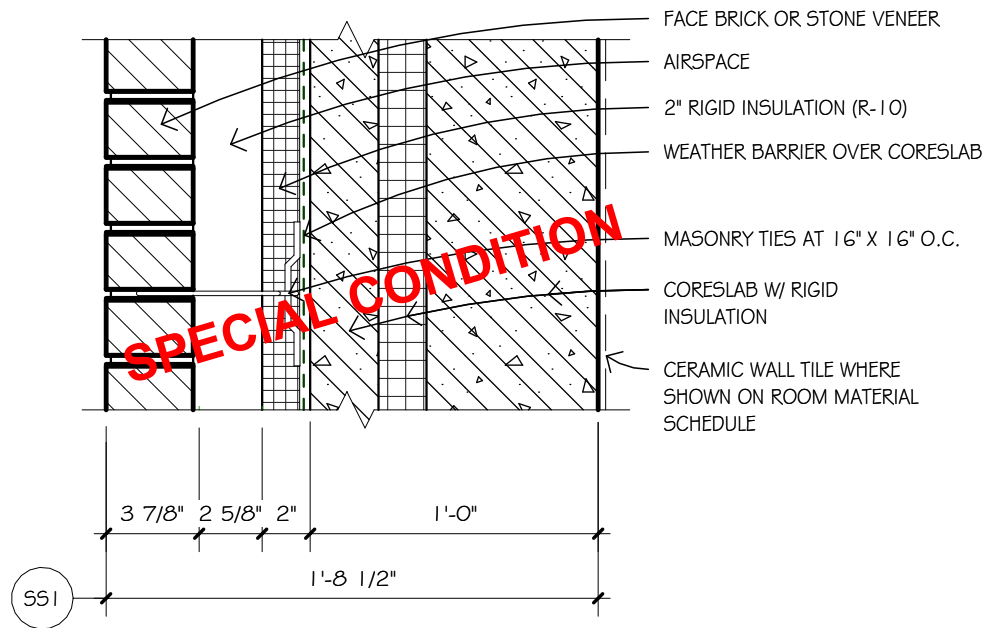
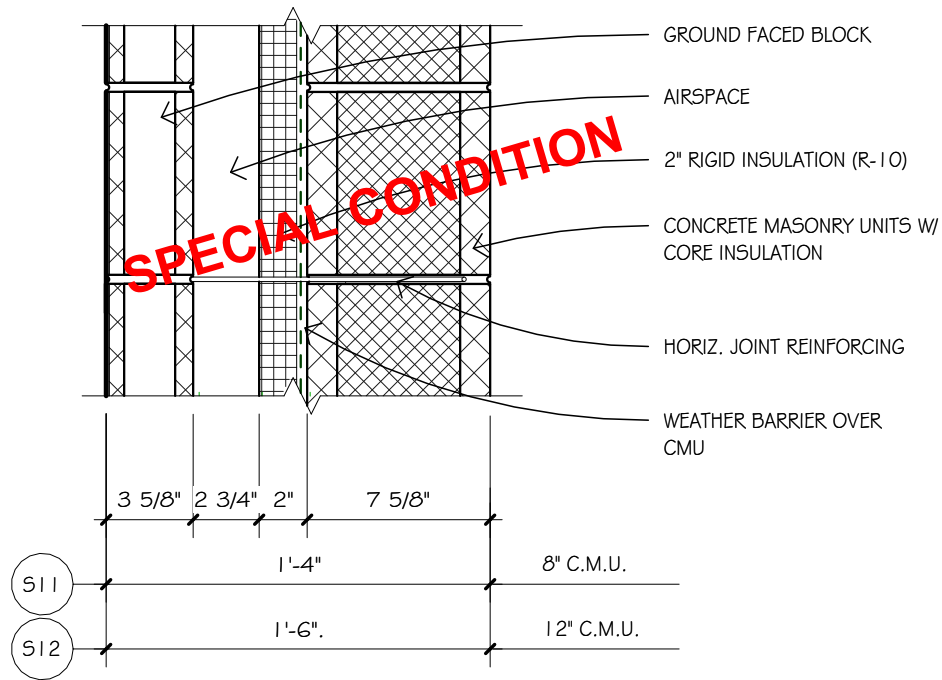


BY: BF

DATE MAY 5, 2026

REV.:

DA: 1.27



EXTERIOR WALL W/ STORM SHELTER INTERIOR



HOENER ARCHITECTS, LLC

6707 PLAINVIEW AVENUE
ST. LOUIS, MISSOURI 63109
OFFICE: 314.781.9855

WADE R. WELCH
LICENSE #200612354

ARCHITECTURAL CORP.
NO. 000193

PROJECT NO. 25-16E

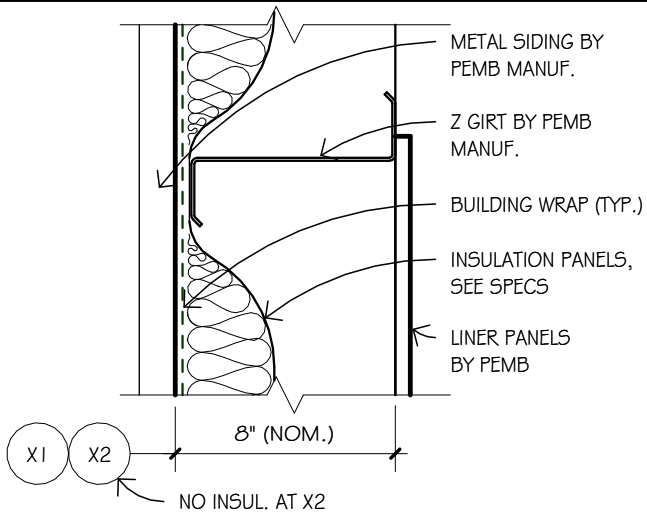


BY: BF

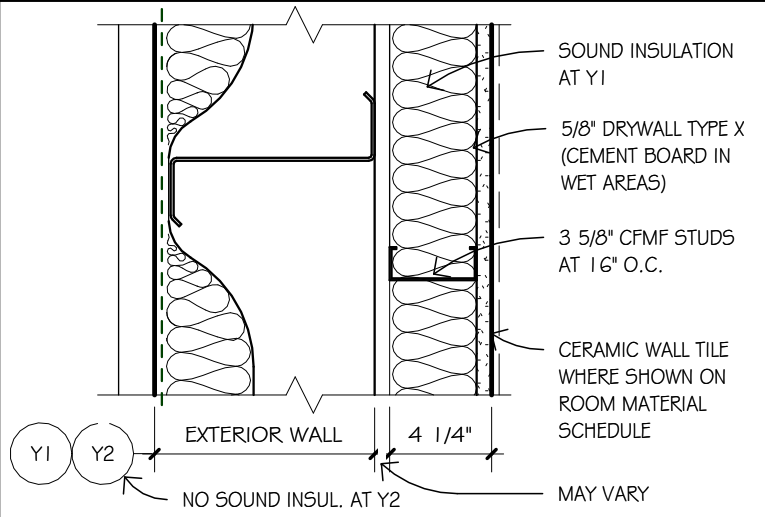
DATE MAY 5, 2026

REV.:

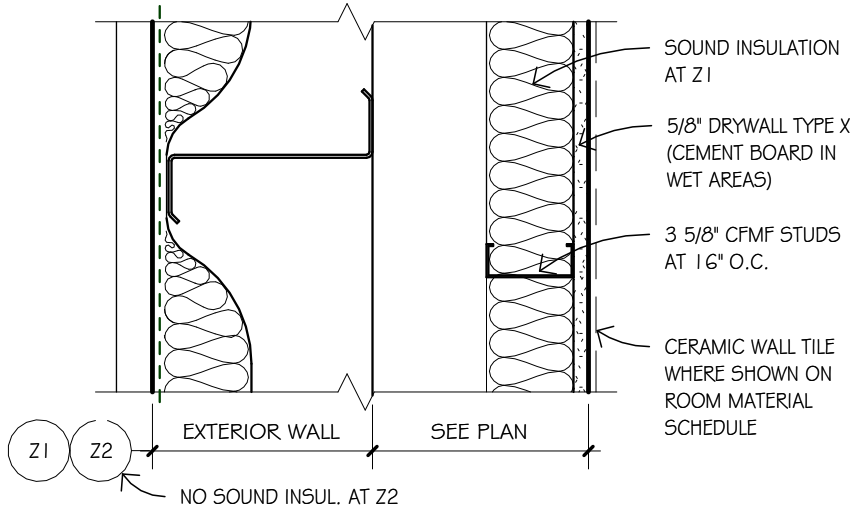
DA: 1.28



TYPICAL PEMB EXTERIOR WALL



TYPICAL PEMB EXTERIOR WALL
W/ FINISHED INTERIOR



PEMB EXTERIOR WALL
W/ EXPANDED FINISHED INTERIOR



HOENER ARCHITECTS, LLC

6707 PLAINVIEW AVENUE
ST. LOUIS, MISSOURI 63109
OFFICE: 314.781.9855

WADE R. WELCH
LICENSE #200612354

ARCHITECTURAL CORP.
NO. 000193

PROJECT NO. 25-16E

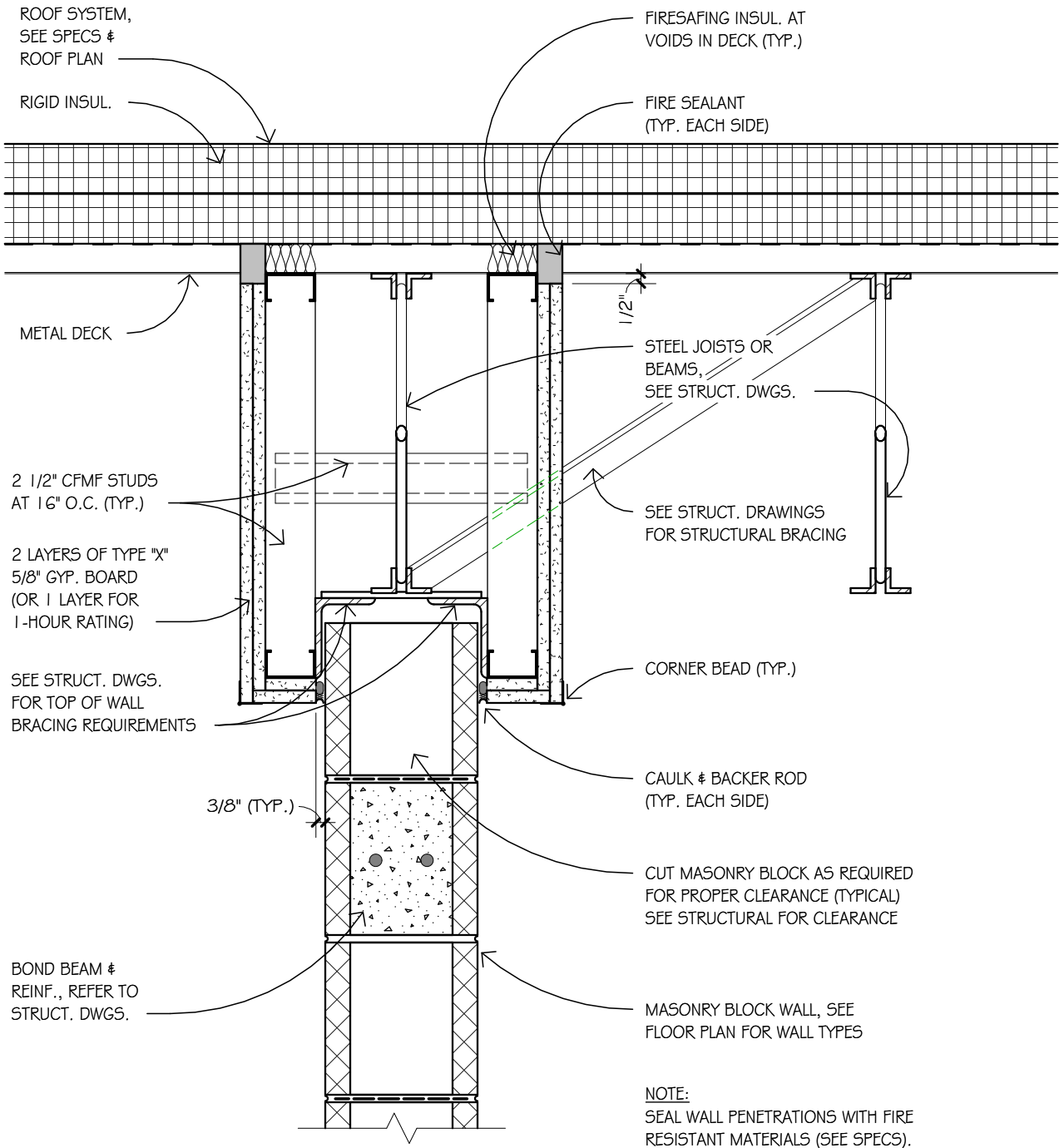


BY: BF

DATE MAY 5, 2026

REV.:

DA: 1.29



ROOF SYSTEM,
SEE SPECS &
ROOF PLAN

RIGID INSUL.

METAL DECK

2 1/2" CFMF STUDS
AT 16" O.C. (TYP.)

2 LAYERS OF TYPE "X"
5/8" GYP. BOARD
(OR 1 LAYER FOR
1-HOUR RATING)

SEE STRUCT. DWGS.
FOR TOP OF WALL
BRACING REQUIREMENTS

BOND BEAM &
REINF., REFER TO
STRUCT. DWGS.

FIRESAFING INSUL. AT
VOIDS IN DECK (TYP.)

FIRE SEALANT
(TYP. EACH SIDE)

STEEL JOISTS OR
BEAMS,
SEE STRUCT. DWGS.

SEE STRUCT. DRAWINGS
FOR STRUCTURAL BRACING

CORNER BEAD (TYP.)

CAULK & BACKER ROD
(TYP. EACH SIDE)

CUT MASONRY BLOCK AS REQUIRED
FOR PROPER CLEARANCE (TYPICAL)
SEE STRUCTURAL FOR CLEARANCE

MASONRY BLOCK WALL, SEE
FLOOR PLAN FOR WALL TYPES

NOTE:
SEAL WALL PENETRATIONS WITH FIRE
RESISTANT MATERIALS (SEE SPECS).
CONFORM TO FIRE RATING OF WALL TYPE.

1 1/2" = 1'-0"

1
1.31

C.M.U. WALL TERMINATION
(PARALLEL TO STRUCTURE - AT STRUCT. MEMBER)




HOENER ARCHITECTS, LLC
6707 PLAINVIEW AVENUE
ST. LOUIS, MISSOURI 63109
OFFICE: 314.781.9855

WADE R. WELCH
LICENSE #200612354

ARCHITECTURAL CORP.
NO. 000193

PROJECT NO. 25-16E

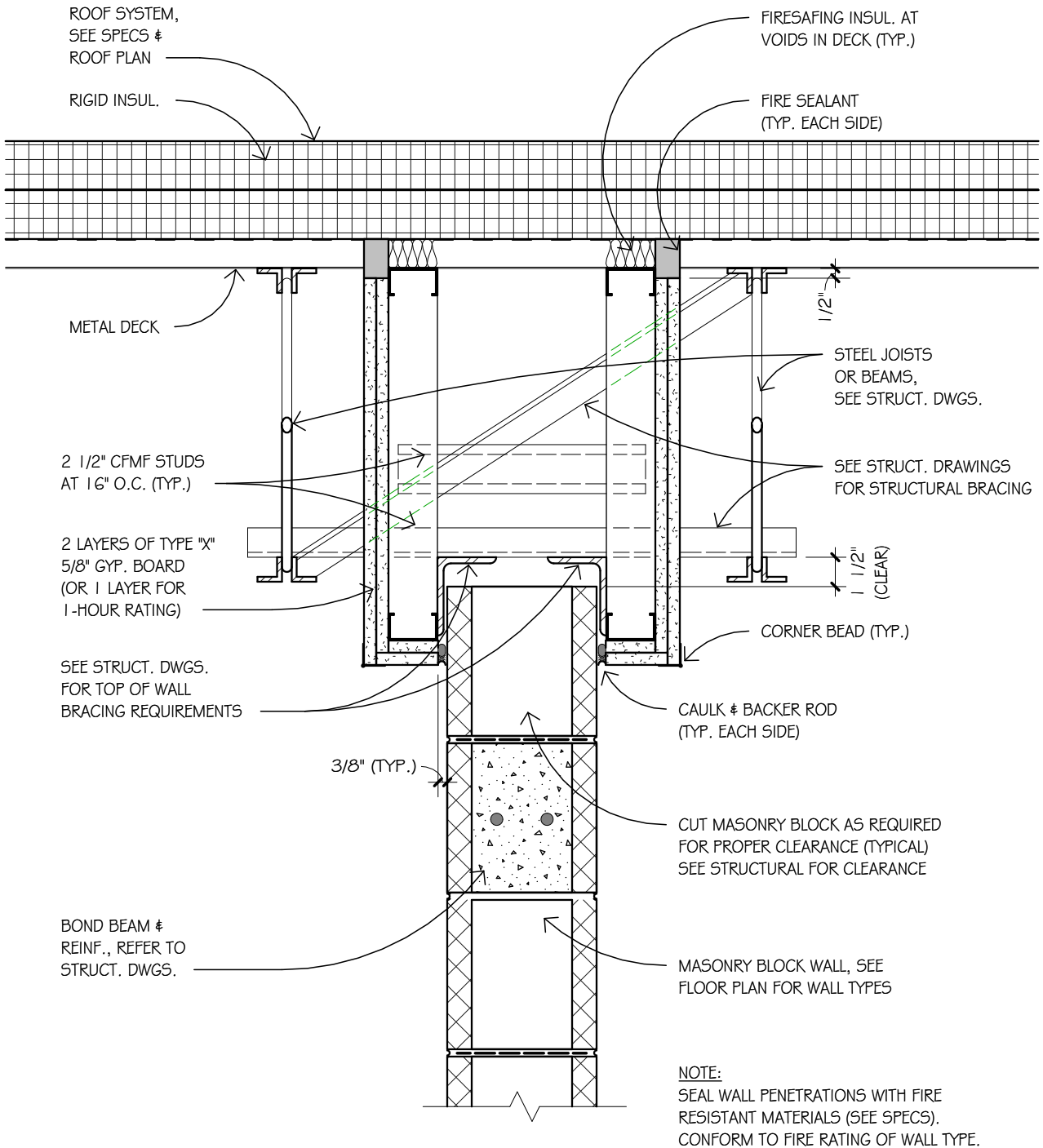


BY: BF

DATE MAY 5, 2026

REV.:

DA: 1.31



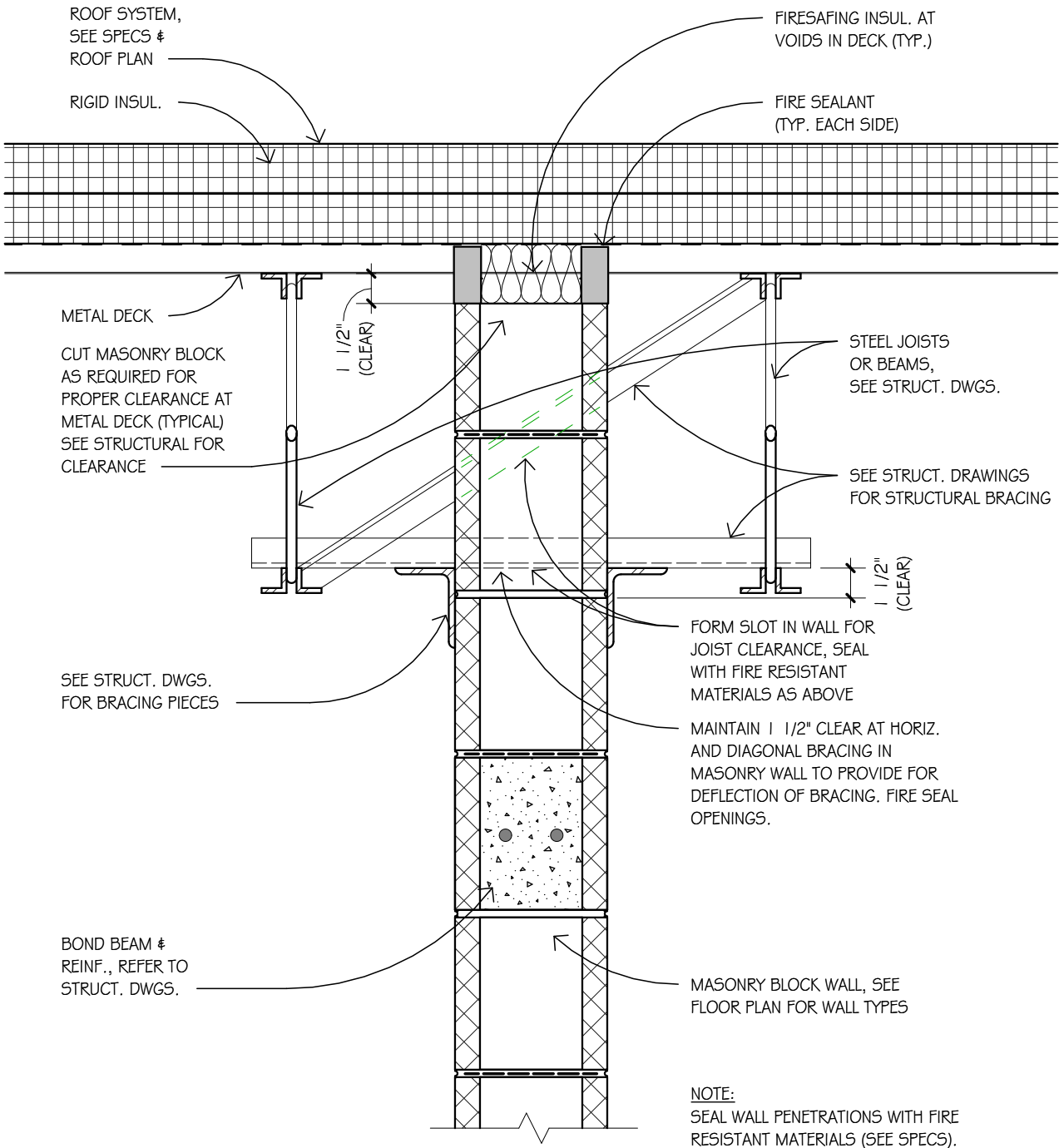
NOTE:
SEAL WALL PENETRATIONS WITH FIRE RESISTANT MATERIALS (SEE SPECS). CONFORM TO FIRE RATING OF WALL TYPE.

1 1/2" = 1'-0"

1
1.32

 C.M.U. WALL TERMINATION
(PARALLEL TO STRUCTURE - BETWEEN STRUCT. MEMBERS)


HOENER ARCHITECTS, LLC 6707 PLAINVIEW AVENUE ST. LOUIS, MISSOURI 63109 OFFICE: 314.781.9855		BY: BF
		DATE: MAY 5, 2026
WADE R. WELCH LICENSE #200612354	ARCHITECTURAL CORP. NO. 000193	REV.:
PROJECT NO. 25-16E		DA: 1.32



NOTE:
SEAL WALL PENETRATIONS WITH FIRE RESISTANT MATERIALS (SEE SPECS). CONFORM TO FIRE RATING OF WALL TYPE.

1 1/2" = 1'-0" 1 C.M.U. WALL TERMINATION
1.33 (PARALLEL TO STRUCTURE - BETWEEN STRUCT. MEMBERS)

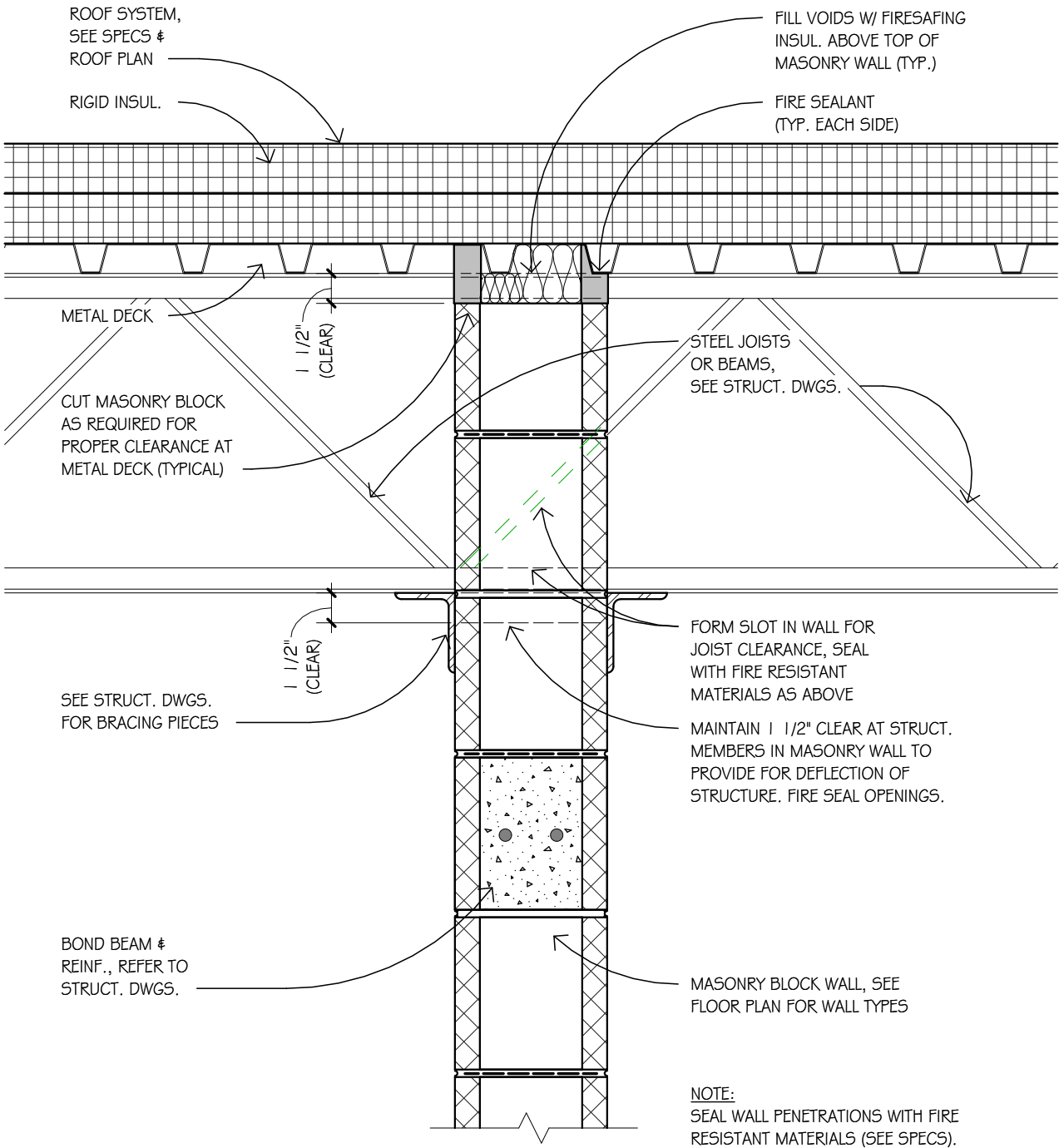
HOENER ARCHITECTS, LLC
6707 PLAINVIEW AVENUE
ST. LOUIS, MISSOURI 63109
OFFICE: 314.781.9855



BY: BF
DATE MAY 5, 2026
REV.:
DA: 1.33

WADE R. WELCH LICENSE #200612354 ARCHITECTURAL CORP. NO. 000193


PROJECT NO. 25-16E



NOTE:
SEAL WALL PENETRATIONS WITH FIRE RESISTANT MATERIALS (SEE SPECS). CONFORM TO FIRE RATING OF WALL TYPE.

1 1/2" = 1'-0" 1 C.M.U. WALL TERMINATION
1.34 (PERPENDICULAR TO STRUCTURE - BETWEEN STRUCT. MEMBERS)

HOENER ARCHITECTS, LLC
6707 PLAINVIEW AVENUE
ST. LOUIS, MISSOURI 63109
OFFICE: 314.781.9855

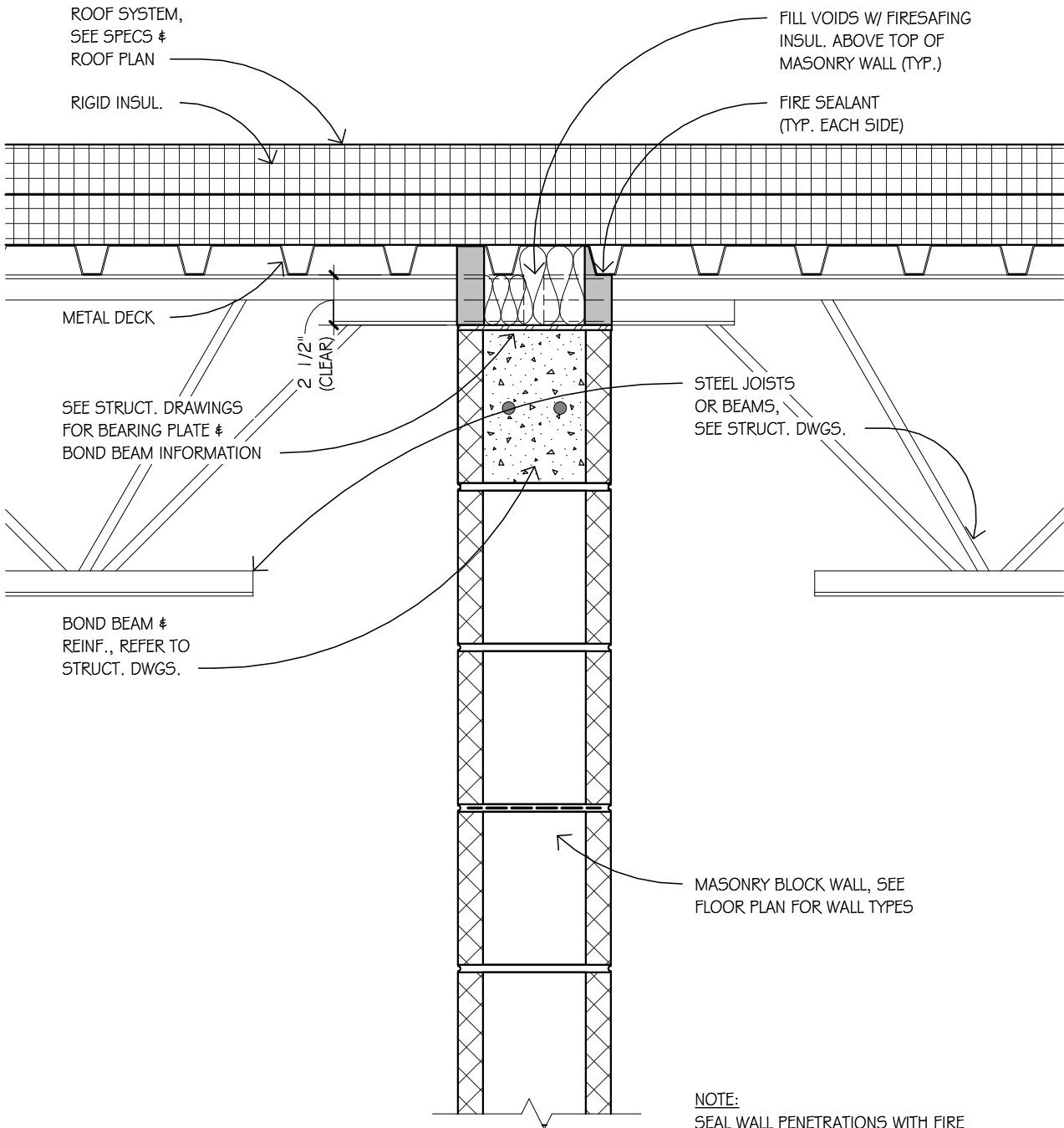


BY: BF
DATE MAY 5, 2026
REV.:
DA: 1.34

WADE R. WELCH
LICENSE #200612354

ARCHITECTURAL CORP.
NO. 000193


PROJECT NO. 25-16E



NOTE:
SEAL WALL PENETRATIONS WITH FIRE RESISTANT MATERIALS (SEE SPECS). CONFORM TO FIRE RATING OF WALL TYPE.

1 1/2" = 1'-0"	1	C.M.U. WALL TERMINATION
	1.35	(LOAD BEARING MASONRY WALL)

HOENER ARCHITECTS, LLC
6707 PLAINVIEW AVENUE
ST. LOUIS, MISSOURI 63109
OFFICE: 314.781.9855



BY: BF
DATE MAY 5, 2026
REV.:
DA: 1.35

WADE R. WELCH LICENSE #200612354	ARCHITECTURAL CORP. NO. 000193
-------------------------------------	-----------------------------------

PROJECT NO. 25-16E

BRICK / CAST STONE -
GROUND FACED
BLOCK, SEE ELEV.

RIGID INSULATION

WEATHER BARRIER

GROUT SOLID

RAKE OUT JOINT & CAULK
ALL JOINTS, TYP.

MASONRY TIES @
16" O.C. EACH
WAY, TYP.

8" CONCRETE
MASONRY UNITS

STL. COLUMN, SEE
STRUCT. DRAWINGS -
PAINT WHERE EXPOSED
PER FINISH PLAN

3/4" = 1'-0" 1 TYP. COLUMN DETAIL

1.51 S1 WALL TYPE - HORIZONTAL

8" CONCRETE
MASONRY UNITS

GROUT SOLID

BULL NOSE CORNER, TYP.

STL. COLUMN, SEE
STRUCT. DRAWINGS

BACKER ROD AND
CAULK, TYP.

WEATHER BARRIER

RIGID INSULATION

BRICK / CAST STONE -
GROUND FACED
BLOCK, SEE ELEV.

MASONRY TIES @
16" O.C. EACH
WAY, TYP.

EXT. GR. PLYWOOD OVER
CFMF STUD FRAMING AND
BATT INSUL.

3/4" = 1'-0" 2 TYP. COLUMN DETAIL

1.51 S1 WALL TYPE - VERTICAL



HOENER ARCHITECTS, LLC

6707 PLAINVIEW AVENUE
ST. LOUIS, MISSOURI 63109
OFFICE: 314.781.9855

WADE R. WELCH
LICENSE #200612354

ARCHITECTURAL CORP.
NO. 000193

PROJECT NO. 25-16E



BY: BF

DATE MAY 5, 2026

REV.:

DA: 1.51

BRICK / CAST STONE -
GROUND FACED
BLOCK, SEE ELEV.

RIGID INSULATION

WEATHER BARRIER

1'-0"

X

BACKER ROD AND
CAULK, TYP.

BULL NOSE CORNER, TYP.

4"

4"

EQ EQ

11 5/8"

X

MASONRY TIES @
16" O.C. EACH
WAY, TYP.

EXT. GR. PLYWOOD OVER
CFMF STUD FRAMING AND
BATT INSUL.

8" CONCRETE
MASONRY UNITS

STL. COLUMN, SEE
STRUCT. DRAWINGS

GROUT SOLID

3/4" = 1'-0"

1

TYP. COLUMN DETAIL

1.52

S1 WALL TYPE - HORIZONTAL

GROUT SOLID

RAKE OUT JOINT & CAULK
ALL JOINTS, TYP.

STL. COLUMN, SEE
STRUCT. DRAWINGS -
PAINT WHERE EXPOSED
PER FINISH PLAN

8" CONCRETE MASONRY UNITS

X

S1

X

4" 1'-0"

1'-4"

WEATHER BARRIER

RIGID INSULATION

BRICK / CAST STONE -
GROUND FACED
BLOCK, SEE ELEV.

MASONRY TIES @
16" O.C. EACH
WAY, TYP.

3/4" = 1'-0"

2

TYP. COLUMN DETAIL

1.52

S1 WALL TYPE - VERTICAL



HOENER ARCHITECTS, LLC

6707 PLAINVIEW AVENUE
ST. LOUIS, MISSOURI 63109
OFFICE: 314.781.9855

WADE R. WELCH
LICENSE #200612354

ARCHITECTURAL CORP.
NO. 000193

PROJECT NO. 25-16E



BY: BF

DATE MAY 5, 2026

REV.:

DA: 1.52

BRICK / CAST STONE -
GROUND FACED
BLOCK, SEE ELEV.

RIGID INSULATION

WEATHER BARRIER

1'-0"

(X)

GROUT SOLID

RIGID INSULATION

5/8" GYPSUM BOARD

(X)

MASONRY TIES @
16" O.C. EACH
WAY, TYP.

1'-4"

(TI)

8" CONCRETE
MASONRY UNITS

STL. COLUMN, SEE
STRUCT. DRAWINGS -
PAINT WHERE EXPOSED
PER FINISH PLAN

3/4" = 1'-0"

1

TYP. COLUMN DETAIL

1.53

TI WALL TYPE - HORIZONTAL

5/8" GYPSUM BOARD

GROUT SOLID

RAKE OUT JOINT & CAULK
ALL JOINTS, TYP.

STL. COLUMN, SEE
STRUCT. DRAWINGS

RIGID INSULATION

8" CONCRETE MASONRY UNITS

2 5/8"

(X)

4"

1'-0"

(X)

(TI)

WEATHER BARRIER

RIGID INSULATION

BRICK / CAST STONE -
GROUND FACED
BLOCK, SEE ELEV.

MASONRY TIES @
16" O.C. EACH
WAY, TYP.

1'-6 5/8"

3/4" = 1'-0"

2

TYP. COLUMN DETAIL

1.53

TI WALL TYPE - VERTICAL



HOENER ARCHITECTS, LLC

6707 PLAINVIEW AVENUE
ST. LOUIS, MISSOURI 63109
OFFICE: 314.781.9855

WADE R. WELCH
LICENSE #200612354

ARCHITECTURAL CORP.
NO. 000193

PROJECT NO. 25-16E

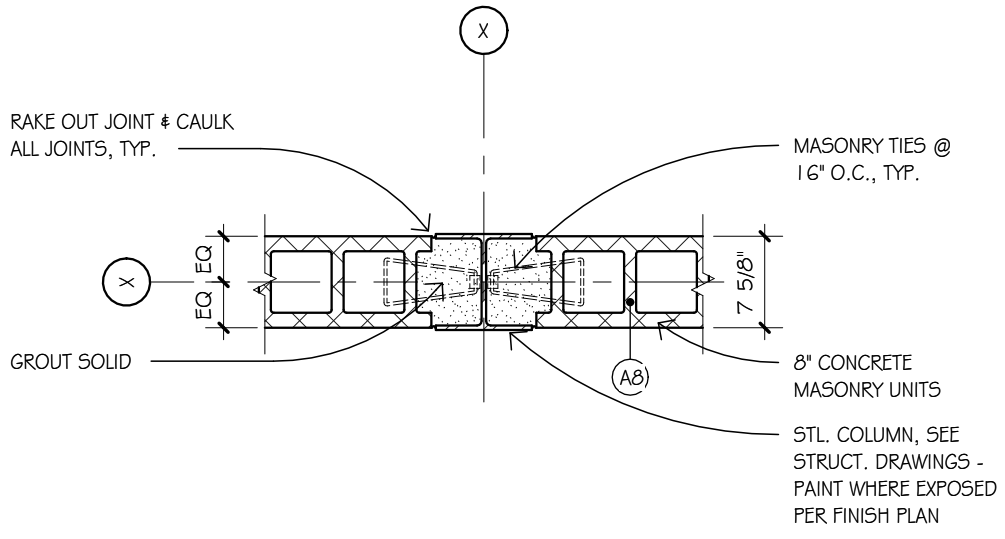


BY: BF

DATE MAY 5, 2026

REV.:

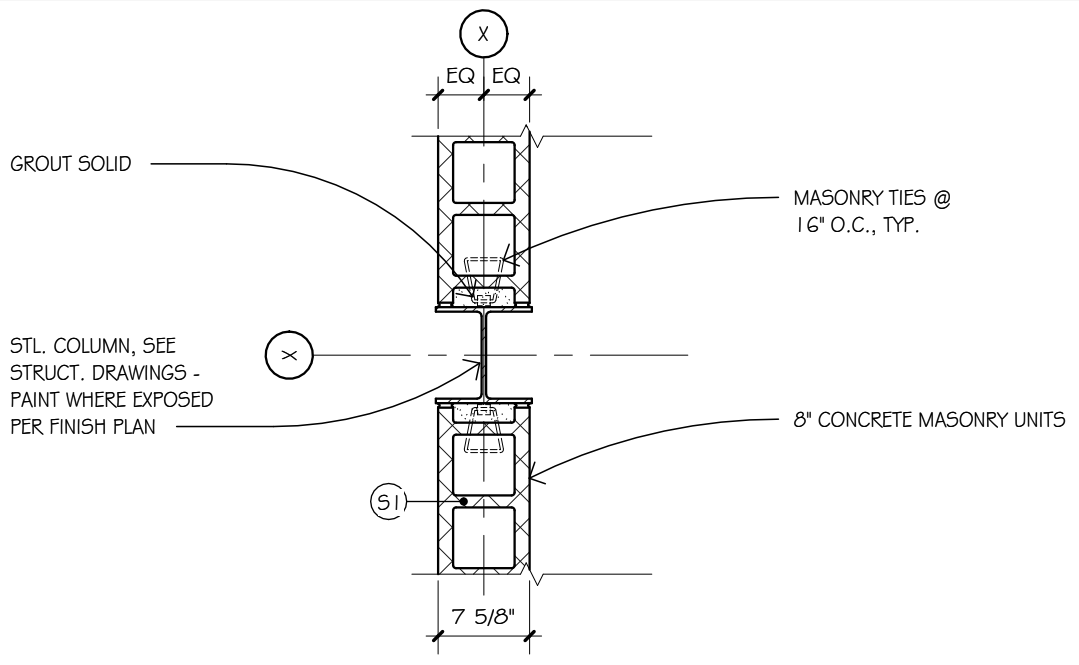
DA: 1.53



3/4" = 1'-0"

1
1.54A

 TYP. COLUMN DETAIL
A8 WALL TYPE - HORIZONTAL




3/4" = 1'-0"

2
1.54A

 TYP. COLUMN DETAIL
A8 WALL TYPE - VERTICAL

HOENER ARCHITECTS, LLC
 6707 PLAINVIEW AVENUE
 ST. LOUIS, MISSOURI 63109
 OFFICE: 314.781.9855



BY: BF

DATE MAY 5, 2026

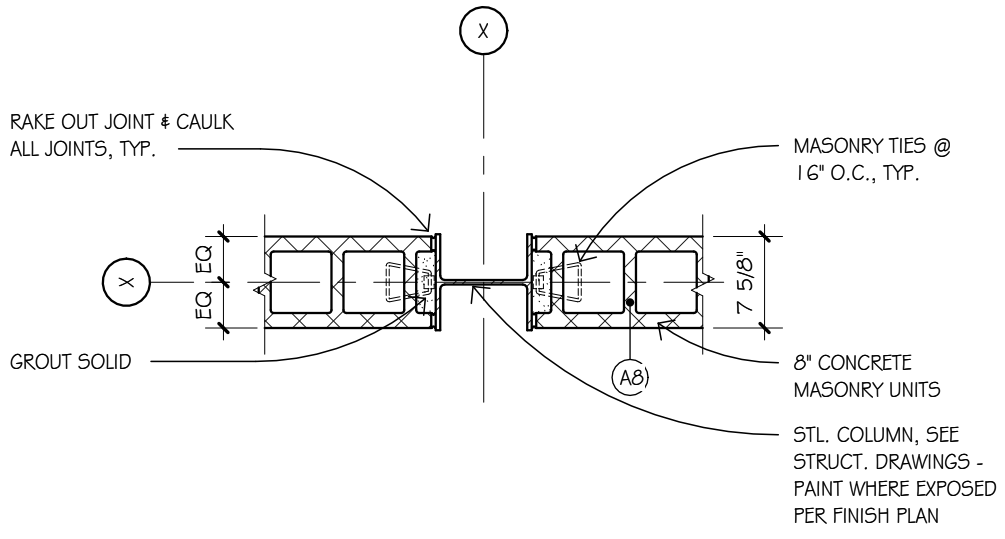
REV.:

DA: 1.54A

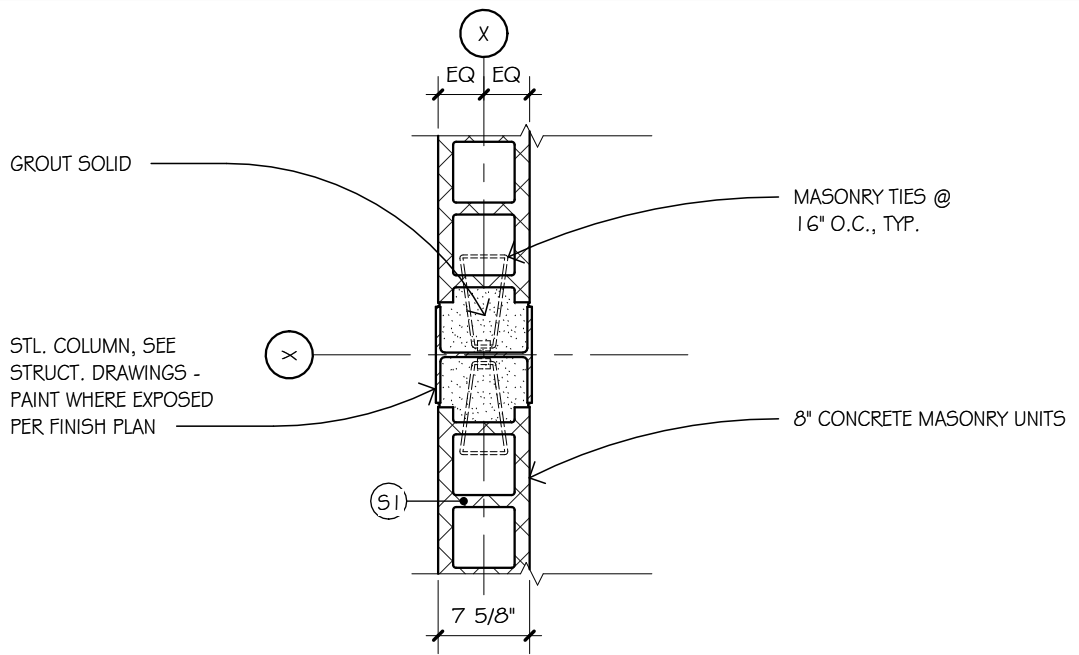
WADE R. WELCH
 LICENSE #200612354

ARCHITECTURAL CORP.
 NO. 000193

PROJECT NO. 25-16E




3/4" = 1'-0" 1 TYP. COLUMN DETAIL
1.54B A8 WALL TYPE - HORIZONTAL



3/4" = 1'-0" 2 TYP. COLUMN DETAIL
1.54B A8 WALL TYPE - VERTICAL

HOENER ARCHITECTS, LLC
 6707 PLAINVIEW AVENUE
 ST. LOUIS, MISSOURI 63109
 OFFICE: 314.781.9855



BY: BF

DATE MAY 5, 2026

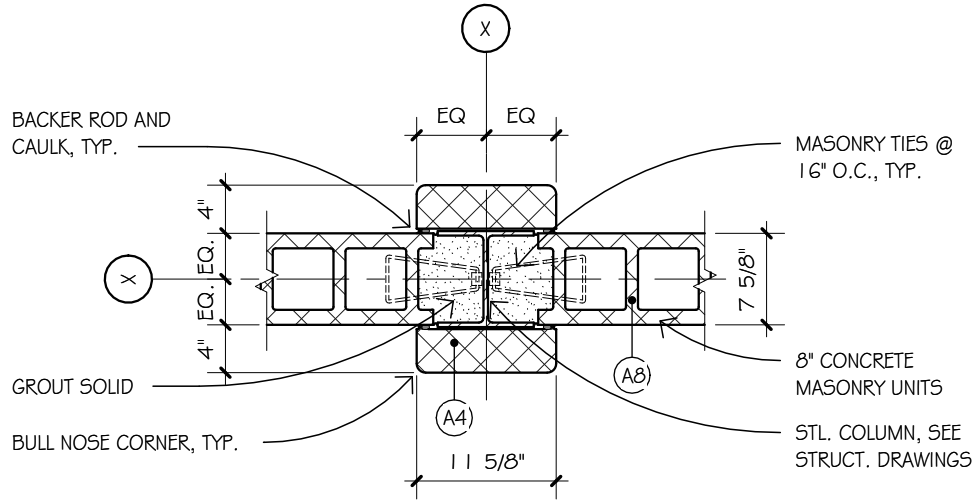
REV.:

DA: 1.54B

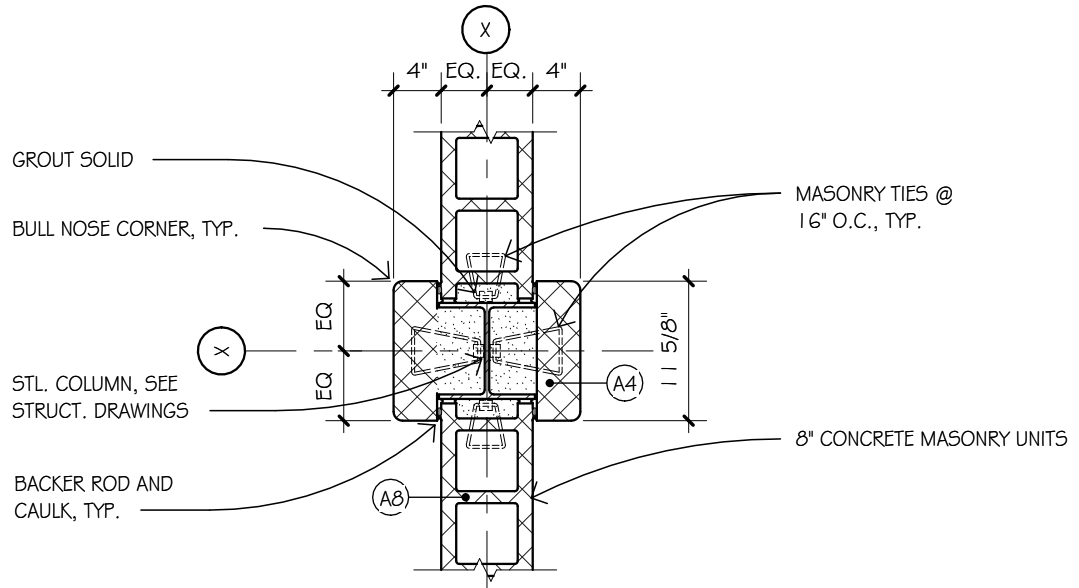
WADE R. WELCH
 LICENSE #200612354

ARCHITECTURAL CORP.
 NO. 000193

PROJECT NO. 25-16E



3/4" = 1'-0" 1 TYP. COLUMN DETAIL
1.55 A8 WALL TYPE - HORIZONTAL - ENCLOSED



3/4" = 1'-0" 2 TYP. COLUMN DETAIL
1.55 A8 WALL TYPE - VERTICAL - ENCLOSED



HOENER ARCHITECTS, LLC

6707 PLAINVIEW AVENUE
 ST. LOUIS, MISSOURI 63109
 OFFICE: 314.781.9855

WADE R. WELCH
 LICENSE #200612354

ARCHITECTURAL CORP.
 NO. 000193

PROJECT NO. 25-16E

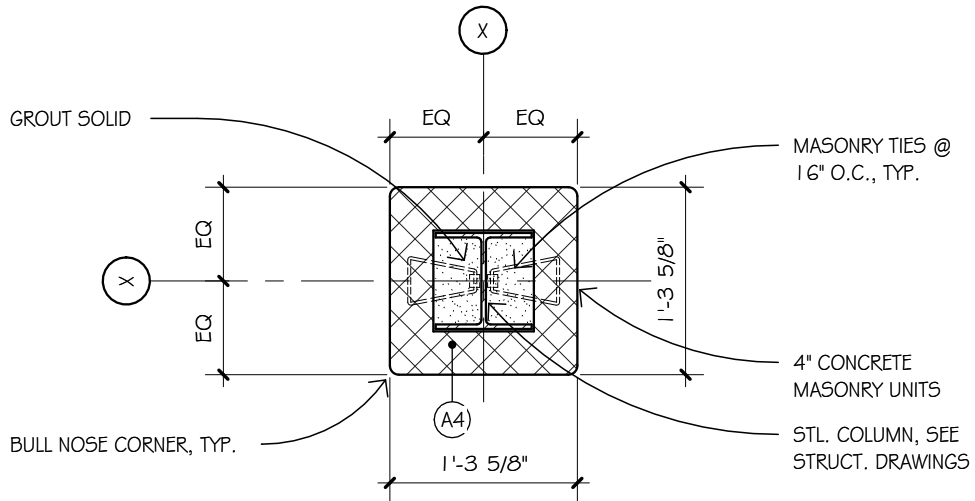


BY: BF

DATE MAY 5, 2026

REV.:

DA: 1.55



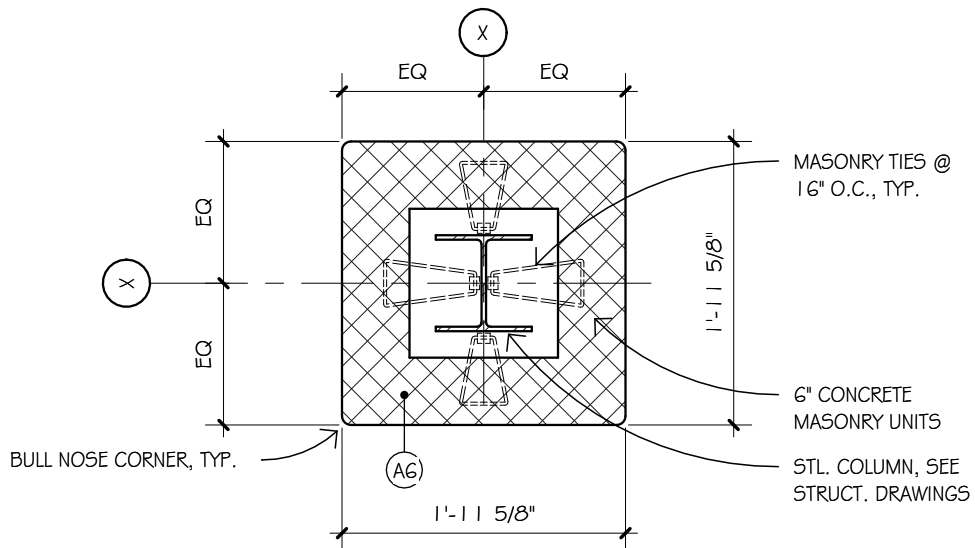
3/4" = 1'-0"

1

TYP. COLUMN DETAIL

1.56

A4 WALL TYPE - MASONRY COLUMN - 1'-4" SQ.



3/4" = 1'-0"

2

TYP. COLUMN DETAIL

1.56

A6 WALL TYPE - MASONRY COLUMN - 2'-0" SQ.



HOENER ARCHITECTS, LLC

6707 PLAINVIEW AVENUE
ST. LOUIS, MISSOURI 63109
OFFICE: 314.781.9855

WADE R. WELCH
LICENSE #200612354

ARCHITECTURAL CORP.
NO. 000193

PROJECT NO. 25-16E

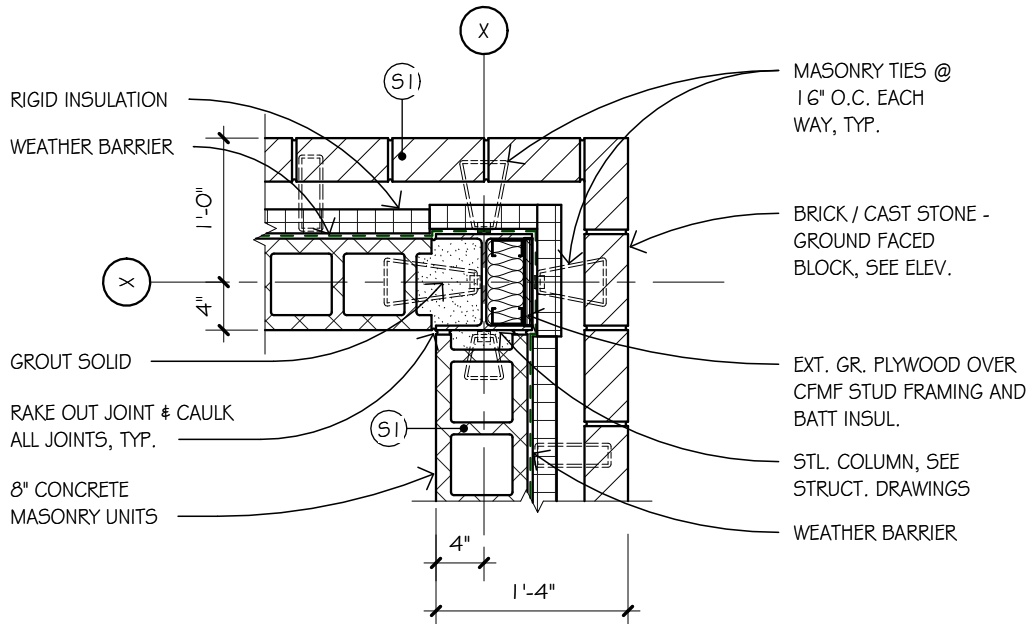


BY: BF

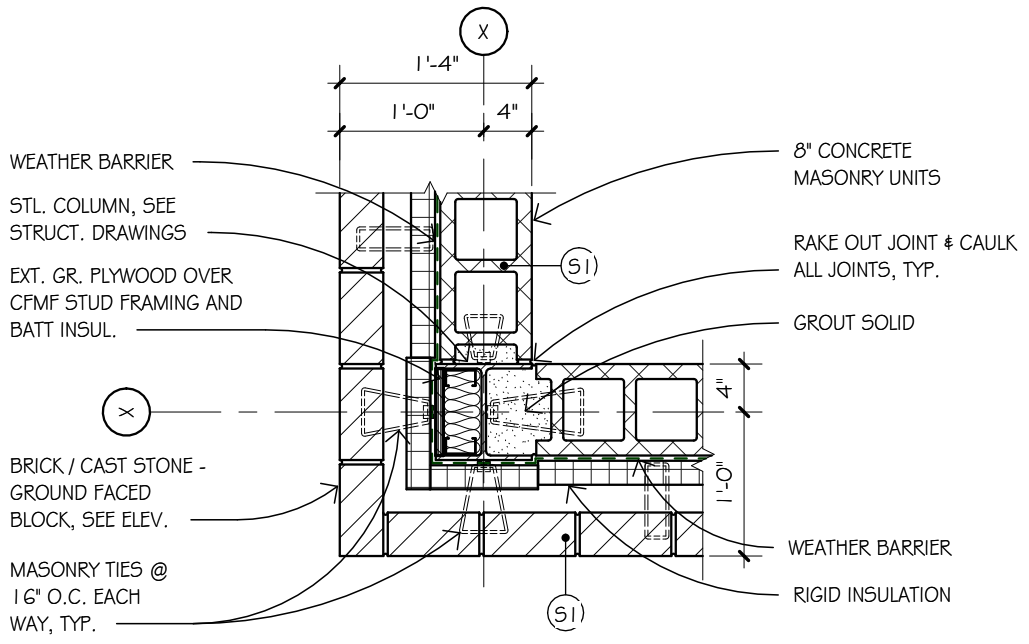
DATE MAY 5, 2026

REV.:

DA: 1.56



3/4" = 1'-0" 1 TYP. COLUMN DETAIL
1.57 S1 WALL TYPE - CORNER



3/4" = 1'-0" 2 TYP. COLUMN DETAIL
1.57 S1 WALL TYPE - CORNER

HOENER ARCHITECTS, LLC
 6707 PLAINVIEW AVENUE
 ST. LOUIS, MISSOURI 63109
 OFFICE: 314.781.9855

WADE R. WELCH
 LICENSE #200612354

ARCHITECTURAL CORP.
 NO. 000193

PROJECT NO. 25-16E

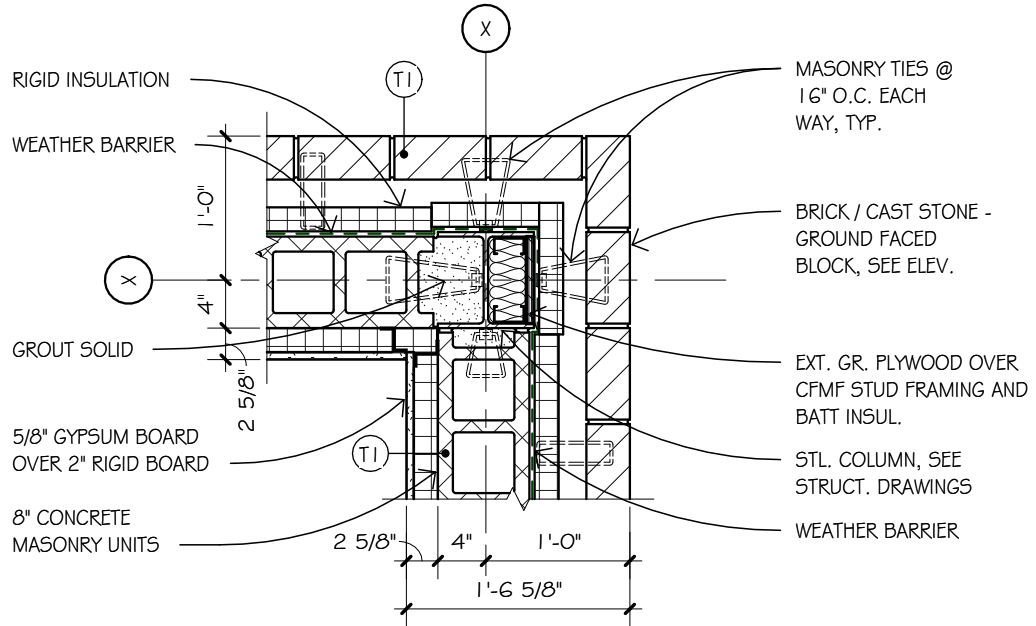


BY: BF

DATE MAY 5, 2026

REV.:

DA: 1.57



3/4" = 1'-0" 1 TYP. COLUMN DETAIL

1.58 S1 WALL TYPE - CORNER



HOENER ARCHITECTS, LLC

6707 PLAINVIEW AVENUE
ST. LOUIS, MISSOURI 63109
OFFICE: 314.781.9855

WADE R. WELCH
LICENSE #200612354

ARCHITECTURAL CORP.
NO. 000193

PROJECT NO. 25-16E



BY: BF

DATE MAY 5, 2026

REV.:

DA: 1.58

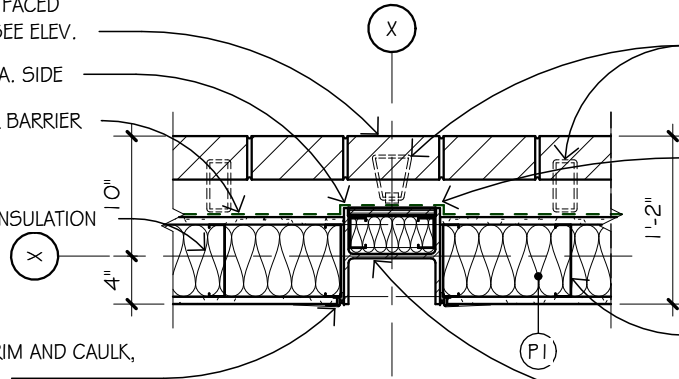
BRICK / CAST STONE -
GROUND FACED
BLOCK, SEE ELEV.

CAULK, EA. SIDE

WEATHER BARRIER

6" BATT INSULATION

METAL TRIM AND CAULK,
EA. SIDE



MASONRY TIES @
16" O.C. EACH
WAY TYP.

EXT. GR. PLYWOOD OVER
CFMF STUD FRAMING AND
BATT INSUL.

6" CFMF STUD FRAMING
AT 16" O.C.

STL. COLUMN, SEE
STRUCT. DRAWINGS -
PAINT WHERE EXPOSED
PER FINISH PLAN

3/4" = 1'-0"

1
1.61

TYP. COLUMN DETAIL

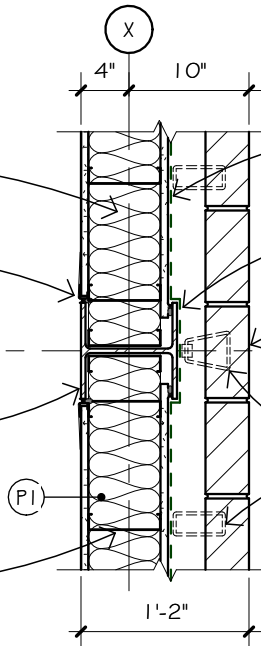
PI WALL TYPE - HORIZONTAL

6" BATT INSULATION

METAL TRIM AND CAULK,
EA. SIDE

STL. COLUMN, SEE
STRUCT. DRAWINGS -
PAINT WHERE EXPOSED
PER FINISH PLAN

6" CFMF STUD FRAMING
AT 16" O.C.



WEATHER BARRIER

BACKER ROD AND
CAULK, EA. SIDE

BRICK / CAST STONE -
GROUND FACED
BLOCK, SEE ELEV.

MASONRY TIES @
16" O.C. EACH
WAY, TYP.

3/4" = 1'-0"

2
1.61

TYP. COLUMN DETAIL

PI WALL TYPE - VERTICAL



HOENER ARCHITECTS, LLC

6707 PLAINVIEW AVENUE
ST. LOUIS, MISSOURI 63109
OFFICE: 314.781.9855

WADE R. WELCH
LICENSE #200612354

ARCHITECTURAL CORP.
NO. 000193

PROJECT NO. 25-16E

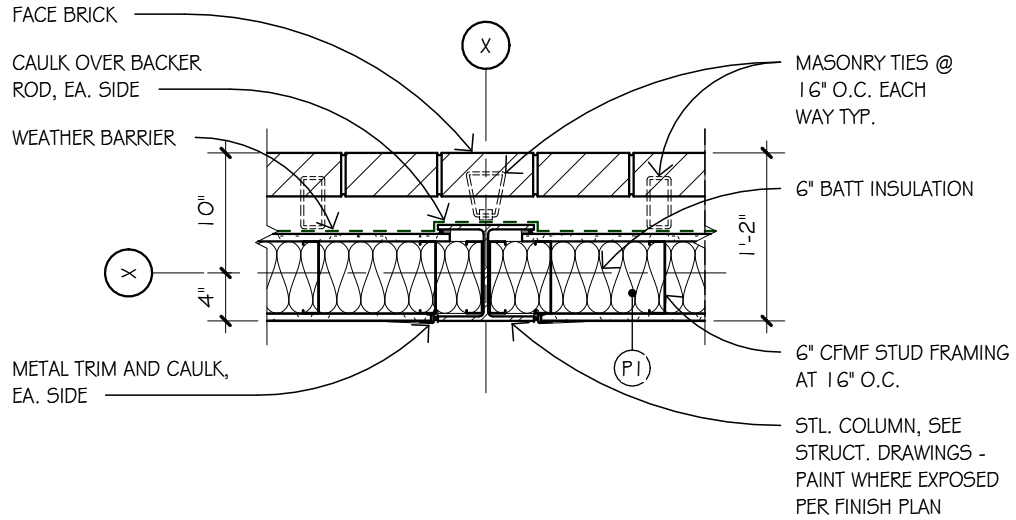


BY: BF

DATE MAY 5, 2026

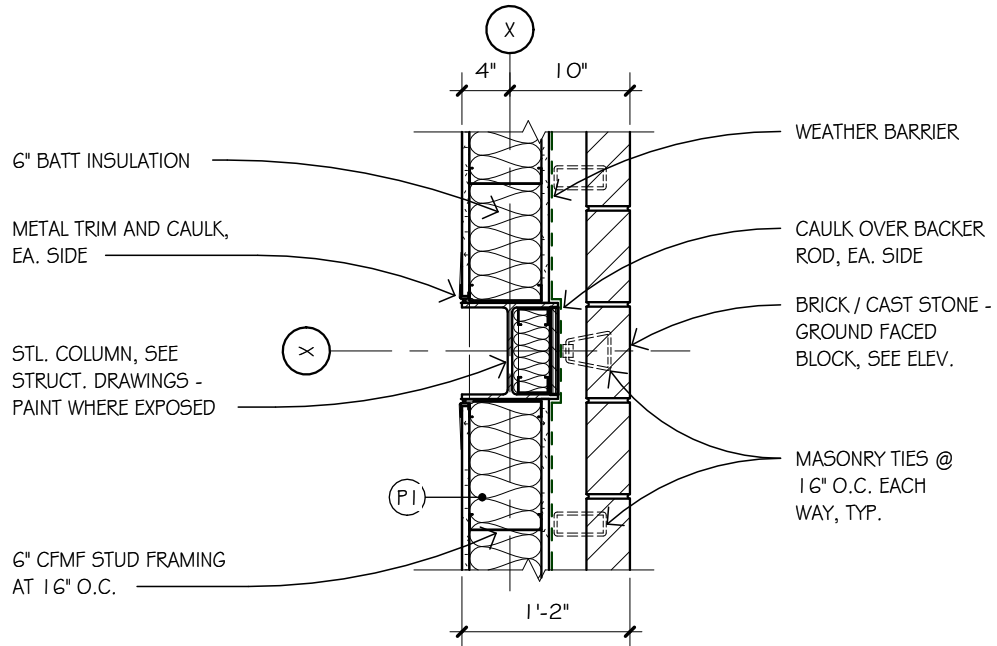
REV.:

DA: 1.61



3/4" = 1'-0" 1 TYP. COLUMN DETAIL

1.62 P1 WALL TYPE - HORIZONTAL



3/4" = 1'-0" 2 TYP. COLUMN DETAIL

1.62 P1 WALL TYPE - VERTICAL



HOENER ARCHITECTS, LLC

6707 PLAINVIEW AVENUE
ST. LOUIS, MISSOURI 63109
OFFICE: 314.781.9855

WADE R. WELCH
LICENSE #200612354

ARCHITECTURAL CORP.
NO. 000193

PROJECT NO. 25-16E

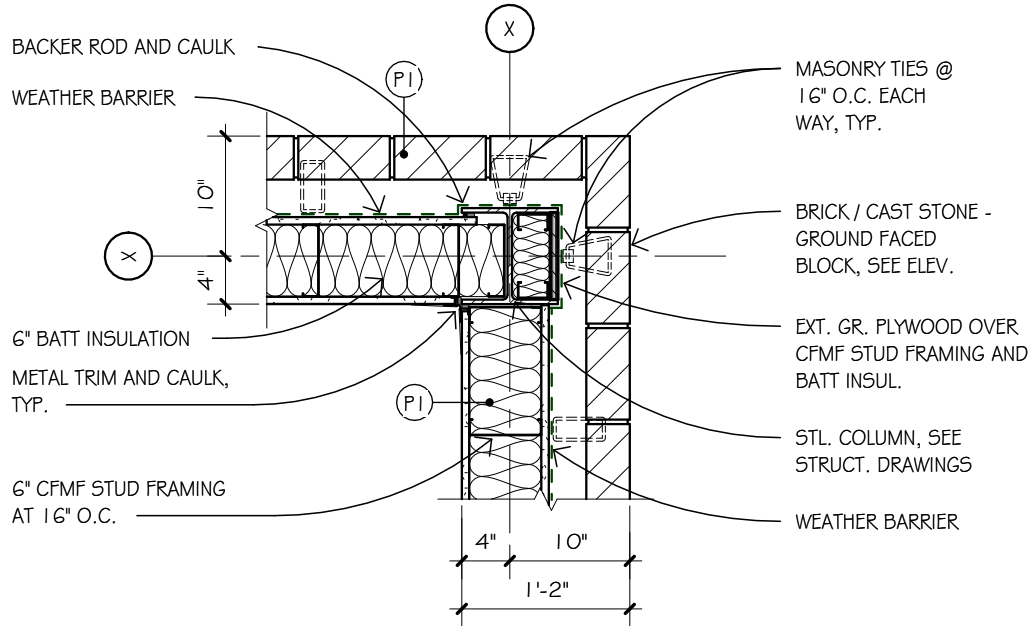


BY: BF

DATE MAY 5, 2026

REV.:

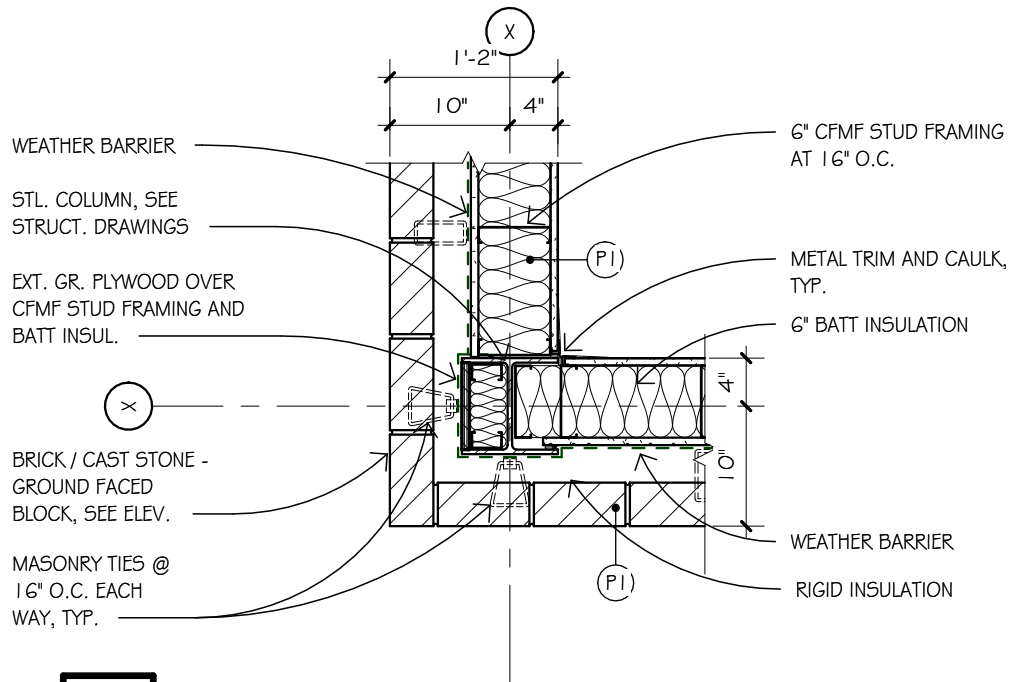
DA: 1.62



3/4" = 1'-0" 1 TYP. COLUMN DETAIL

I.63

PI WALL TYPE - CORNER



3/4" = 1'-0" 2 TYP. COLUMN DETAIL

I.63

PI WALL TYPE - CORNER



HOENER ARCHITECTS, LLC

6707 PLAINVIEW AVENUE
ST. LOUIS, MISSOURI 63109
OFFICE: 314.781.9855

WADE R. WELCH
LICENSE #200612354

ARCHITECTURAL CORP.
NO. 000193

PROJECT NO. 25-16E



BY: BF

DATE MAY 5, 2026

REV.:

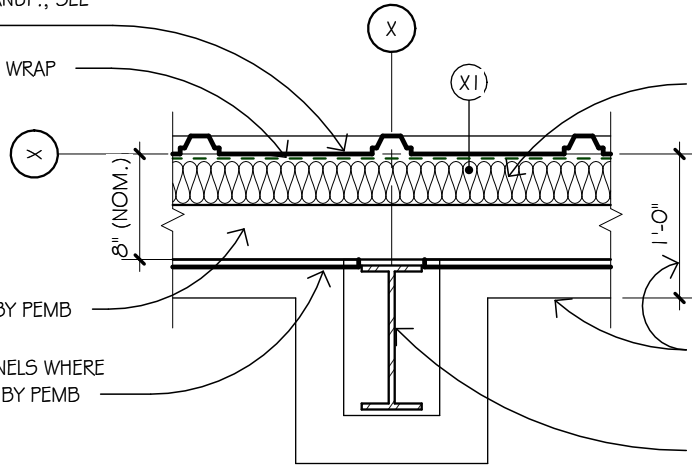
DA: 1.63

METAL SIDING BY
PEMB MANUF., SEE
ELEV.

BUILDING WRAP

Z GIRTS BY PEMB

LINER PANELS WHERE
OCCURS BY PEMB



INSULATION PANELS,
SEE SPECS.

FOUNDATION BELOW,
SEE STRUCTURAL
DRAWINGS

STL. COLUMN, SEE
STRUCT. DRAWINGS -
PAINT WHERE EXPOSED
PER FINISH PLAN

3/4" = 1'-0"

1
1.71

TYP. COLUMN DETAIL

XI WALL TYPE - HORIZONTAL

METAL SIDING BY
PEMB MANUF., SEE
ELEV.

BUILDING WRAP

Z GIRTS BY PEMB

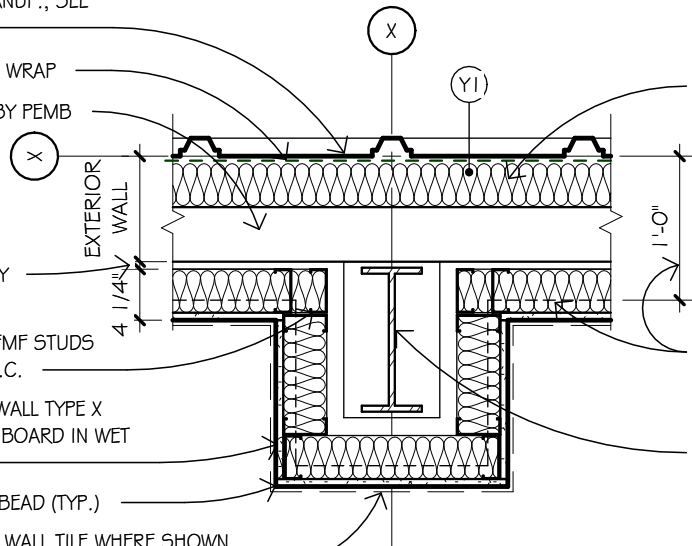
MAY VARY

3 5/8" CFMF STUDS
AT 16" O.C.

5/8" DRYWALL TYPE X
(CEMENT BOARD IN WET
AREAS)

CORNER BEAD (TYP.)

CERAMIC WALL TILE WHERE SHOWN
ON ROOM MATERIAL SCHEDULE



INSULATION PANELS,
SEE SPECS.

FOUNDATION BELOW,
SEE STRUCTURAL
DRAWINGS

STL. COLUMN, SEE
STRUCT. DRAWINGS

3/4" = 1'-0"

2
1.71

TYP. COLUMN DETAIL

YI WALL TYPE - HORIZONTAL



HOENER ARCHITECTS, LLC

6707 PLAINVIEW AVENUE
ST. LOUIS, MISSOURI 63109
OFFICE: 314.781.9855

WADE R. WELCH
LICENSE #200612354

ARCHITECTURAL CORP.
NO. 000193

PROJECT NO. 25-16E

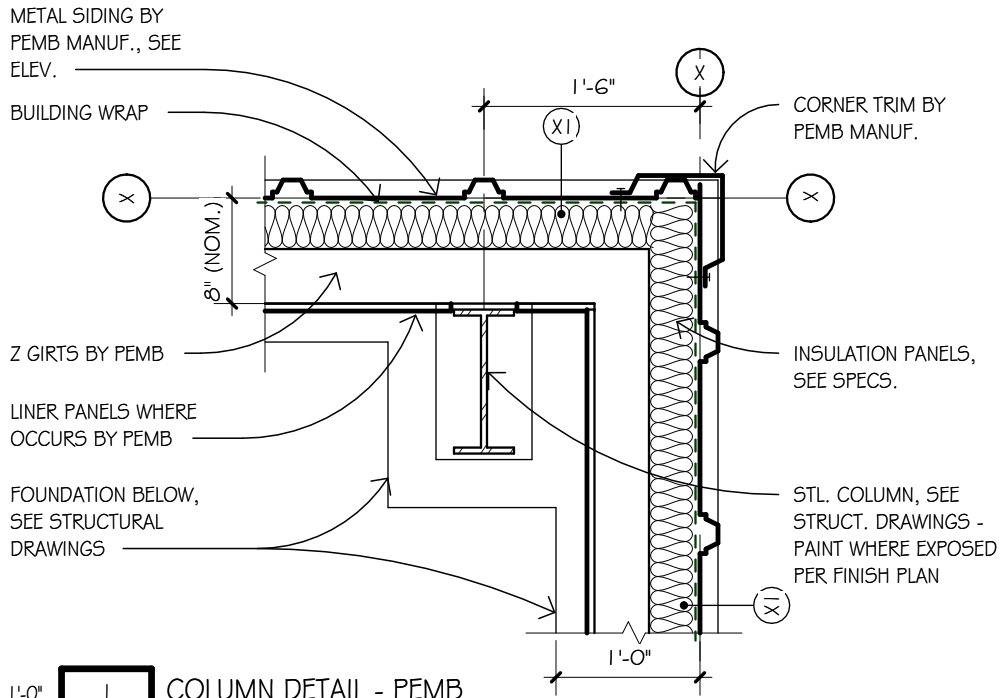


BY: BF

DATE MAY 5, 2026

REV.:

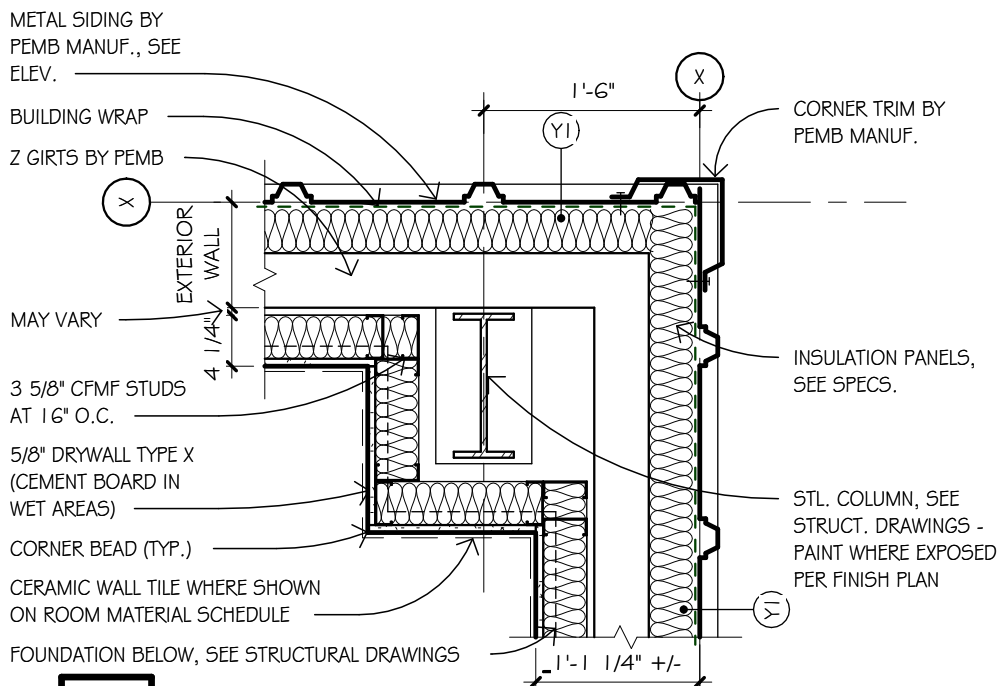
DA: 1.71



3/4" = 1'-0"

1
1.72

 COLUMN DETAIL - PEMB
X1 - WALL TYPE CORNER



3/4" = 1'-0"

2
1.72

 COLUMN DETAIL - PEMB
Y1 - WALL TYPE - CORNER

HOENER ARCHITECTS, LLC
6707 PLAINVIEW AVENUE
ST. LOUIS, MISSOURI 63109
OFFICE: 314.781.9855

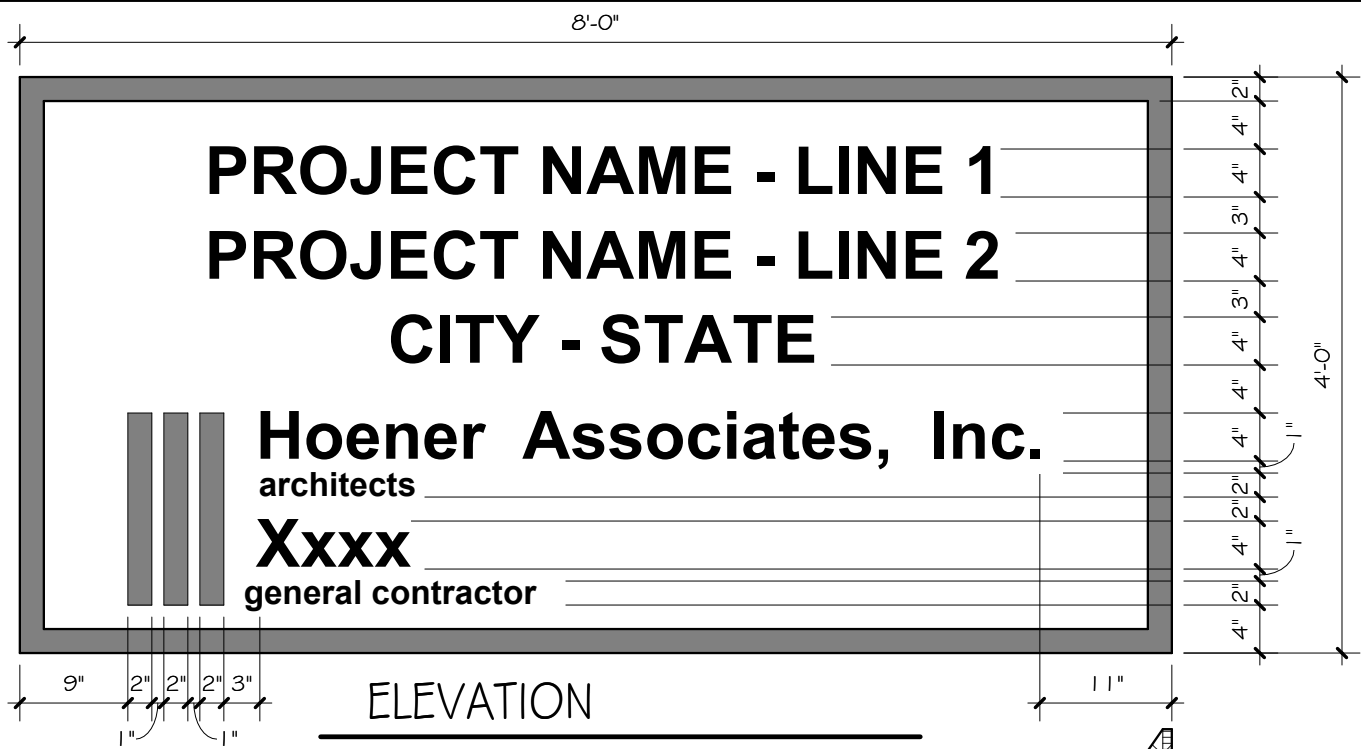
WADE R. WELCH
LICENSE #200612354

ARCHITECTURAL CORP.
NO. 000193

PROJECT NO. 25-16E



BY: BF
DATE MAY 5, 2026
REV.:
DA: 1.72



ELEVATION

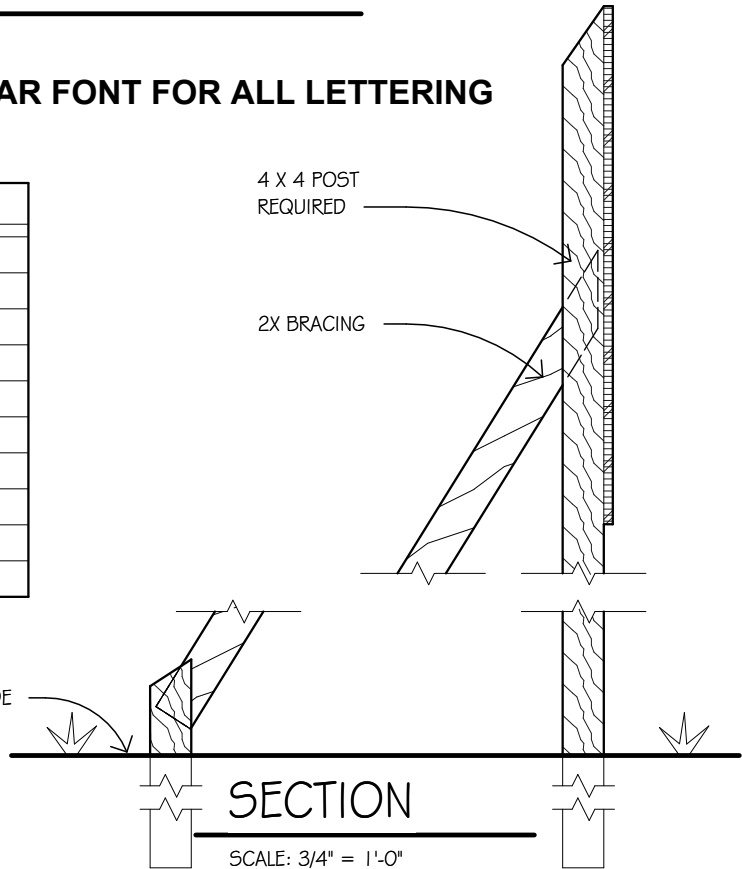
SCALE: 3/4" = 1'-0"

USE HELVETICA REGULAR FONT FOR ALL LETTERING

COLOR SCHEDULE

PART	SW #	*	COLOR
BACKGROUND	SW2133		WHITE
THREE BARS III	SW2233		GREEN
ARCHITECT'S NAME	SW2233		GREEN
WORD "architects"	SW2233		GREEN
CONTRACTOR'S NAME			BLACK
WORDS "gen. contr."			BLACK
BORDER			BLACK
PROJECT TITLE			BLACK
OWNER'S NAME			BLACK

* OTHER SPECIFIED PAINT MANUFACTURERS MAY BE USED PROVIDED THE COLOR MATCHES THE SHERWIN WILLIAMS COLOR LISTED.



SECTION

SCALE: 3/4" = 1'-0"



HOENER ARCHITECTS, LLC

6707 PLAINVIEW AVENUE
ST. LOUIS, MISSOURI 63109
OFFICE: 314.781.9855

WADE R. WELCH
LICENSE #200612354

ARCHITECTURAL CORP.
NO. 000193

PROJECT NO. 25-16E



BY: BF

DATE MAY 5, 2026

REV.:

DA: 1.99

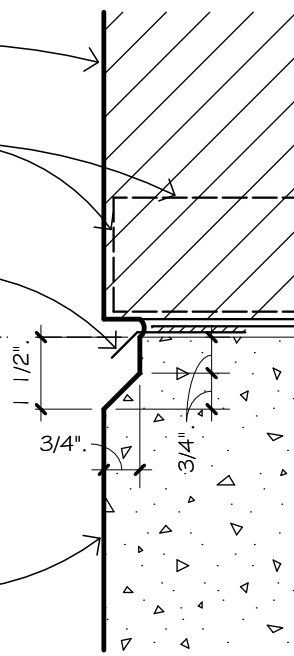
FACE BRICK OR C.M.U.

THRU-WALL FLASHING
W/ WEEPS PER TYP.
FLASHING DETAILS

STAINLESS STEEL EDGE,
SEE SPEC.

NOTE:
DELETE FOUND. OFFSET WHERE
GRADE OR SIDEWALK OCCURS
ABOVE BOTTOM OF RECESS

CONC. FOUNDATION:
FILL HOLES & PROVIDE
HAND RUBBED FINISH
WHERE EXPOSED



3/4" = 1'-0"

1
3.01

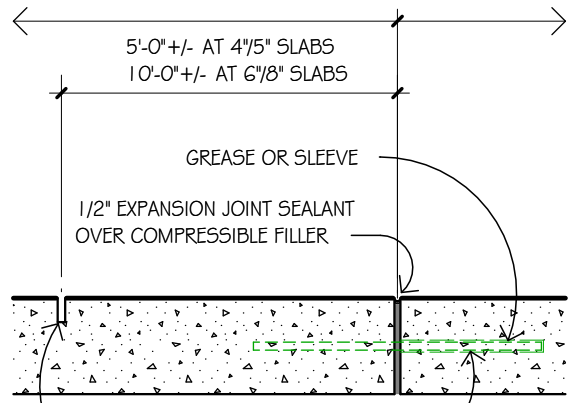
 TOP OF FOUNDATION
OFFSET DETAIL

20'-0" MAXIMUM EACH DIRECTION

5'-0" +/- AT 4 1/5" SLABS
10'-0" +/- AT 6 1/8" SLABS

GREASE OR SLEEVE
1/2" EXPANSION JOINT SEALANT
OVER COMPRESSIBLE FILLER

#4 SMOOTH ROD
12" LONG AT 12" O.C.
SAW CUT OR TOOLED
CONTROL JOINT (1/4
OF DEPTH OF SLAB)



3/4" = 1'-0"

2
3.01

 TYP. JOINT LAYOUT
CONC. PAVEMENT

SEE PLANS

WWF 6X6, #10/#10
BROOM FINISH

TOOLED EDGES
(TYPICAL)

1/4 IN 12 SLOPE

4" U.N.O.

4" MIN.

4" CRUSHED ROCK BASE

THICKEN EDGE OF SLAB
WHERE FINISH GRADES
DROP

NOTE: SEE DETAIL #2 ON THIS SHEET
FOR TYPICAL CONCRETE JOINT LAYOUTS

3/4" = 1'-0"

3
3.01

 TYP. SIDEWALK SECTION



HOENER ARCHITECTS, LLC

6707 PLAINVIEW AVENUE
ST. LOUIS, MISSOURI 63109
OFFICE: 314.781.9855

WADE R. WELCH
LICENSE #200612354

ARCHITECTURAL CORP.
NO. 000193

PROJECT NO. 25-16E

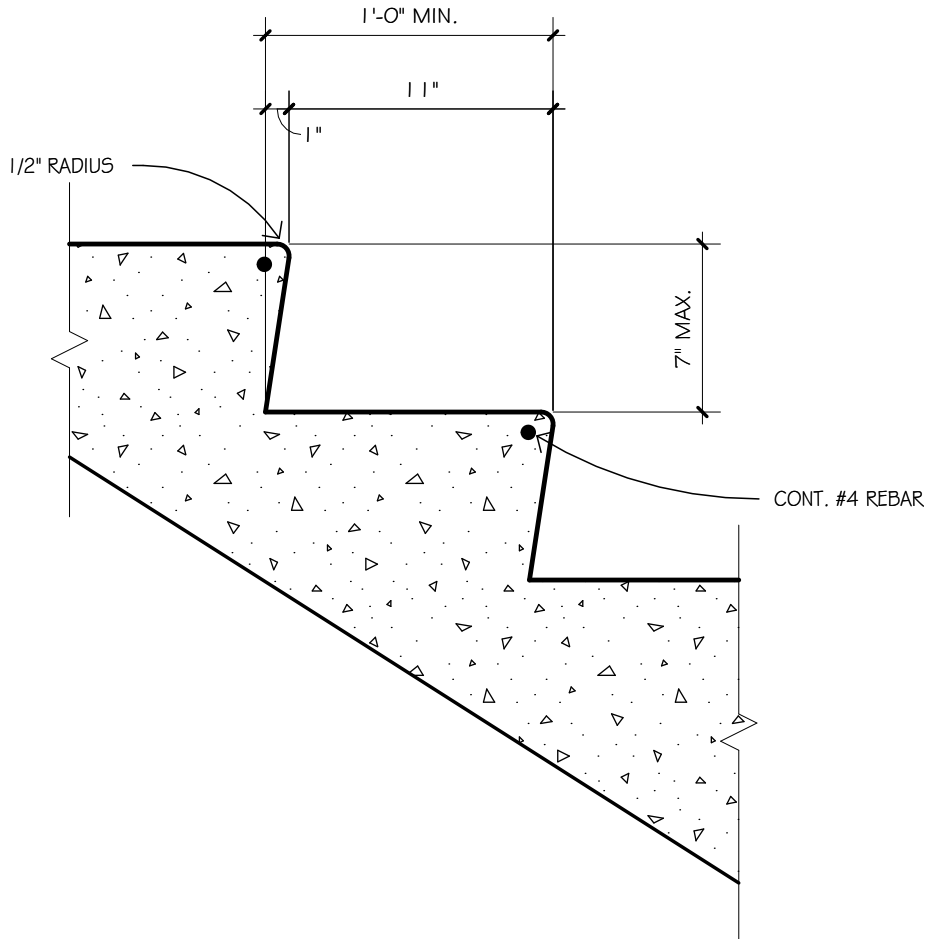


BY: BF

DATE MAY 5, 2026

REV.:

DA: 3.01



1 1/2" = 1'-0"

1
3.03

 TYP. TREADS AND RISERS
POURED CONCRETE STAIRS



HOENER ARCHITECTS, LLC

6707 PLAINVIEW AVENUE
ST. LOUIS, MISSOURI 63109
OFFICE: 314.781.9855

WADE R. WELCH
LICENSE #200612354

ARCHITECTURAL CORP.
NO. 000193

PROJECT NO. 25-16E

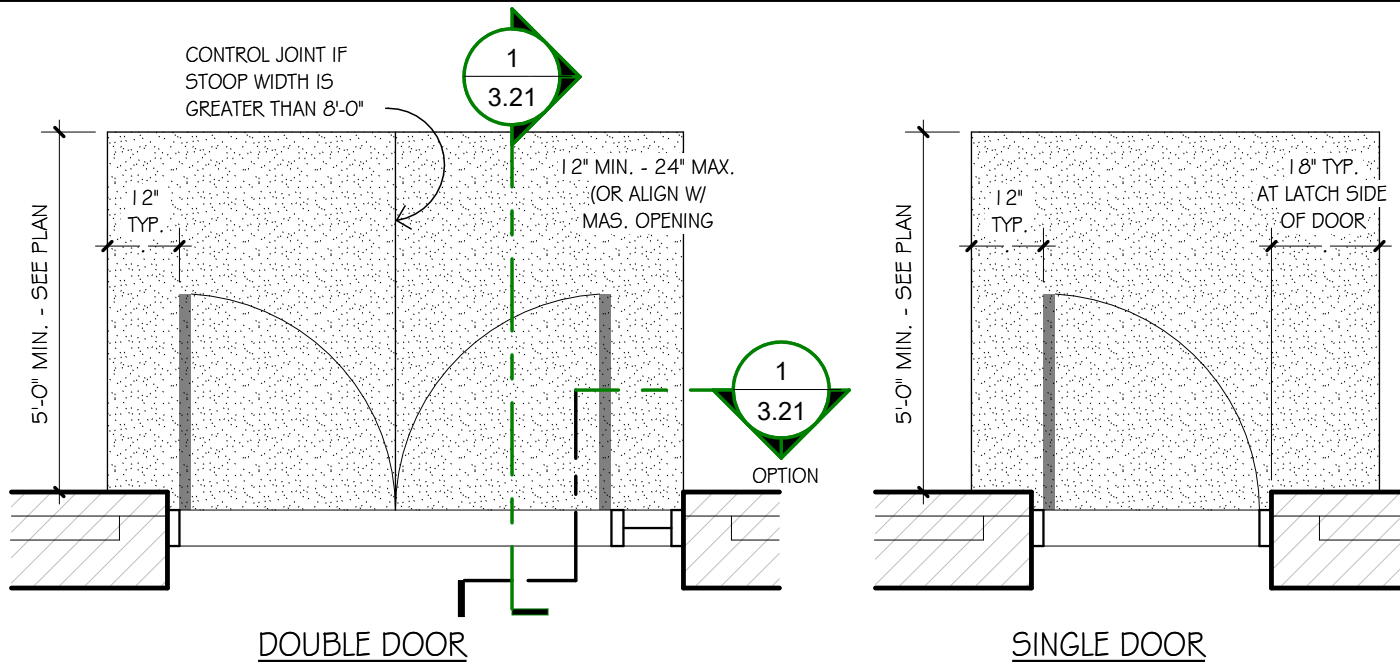


BY: BF

DATE MAY 5, 2026

REV.:

DA: 3.03




HOENER ARCHITECTS, LLC
 6707 PLAINVIEW AVENUE
 ST. LOUIS, MISSOURI 63109
 OFFICE: 314.781.9855

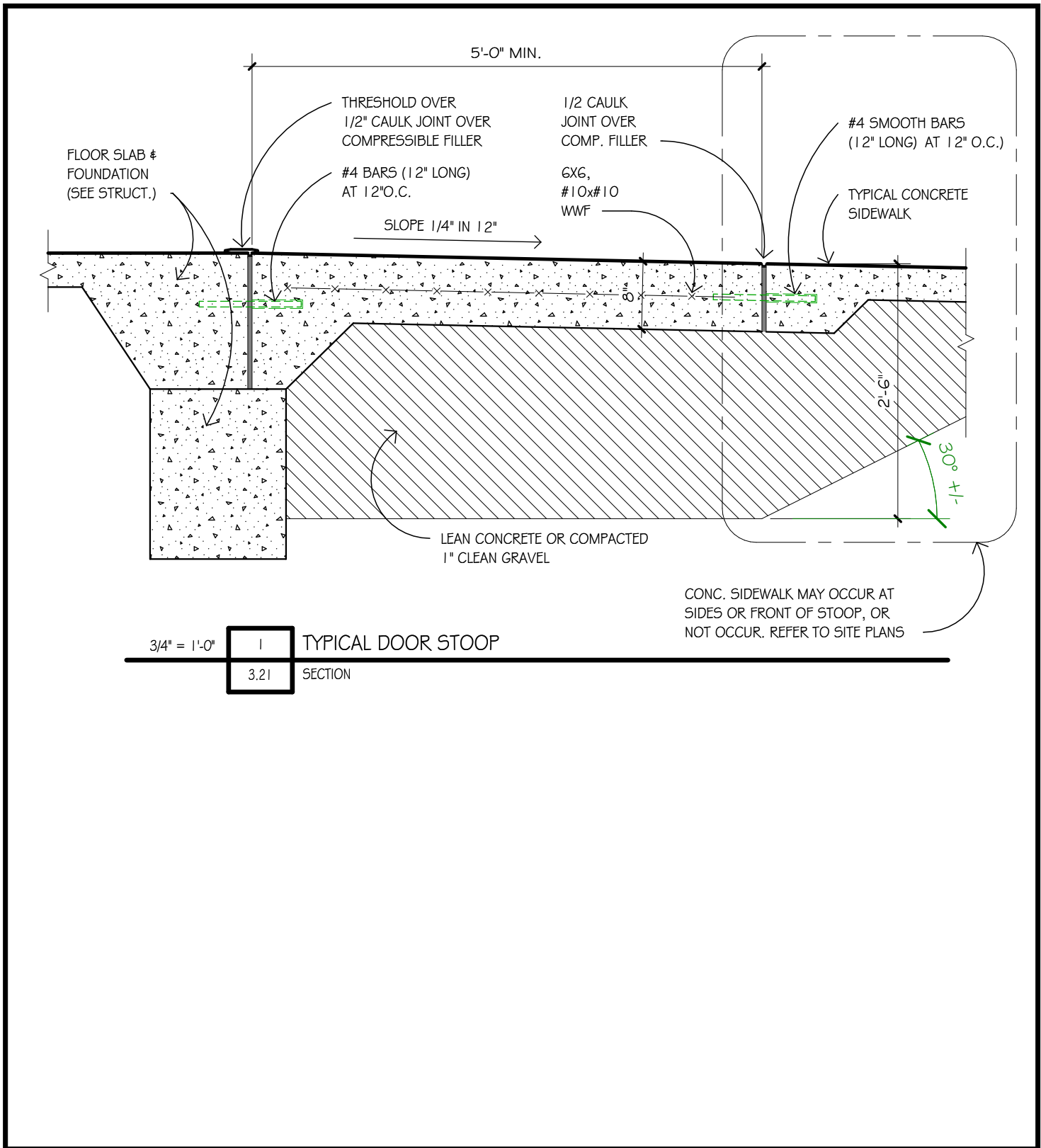
WADE R. WELCH
 LICENSE #200612354

ARCHITECTURAL CORP.
 NO. 000193

PROJECT NO. 25-16E



BY: BF
DATE MAY 5, 2026
REV.:
DA: 3.11




3/4" = 1'-0"

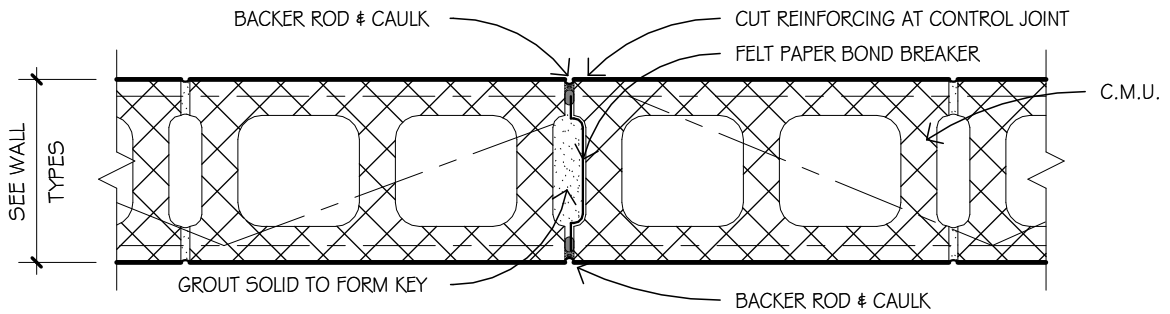
1
3.21

 TYPICAL DOOR STOOP SECTION

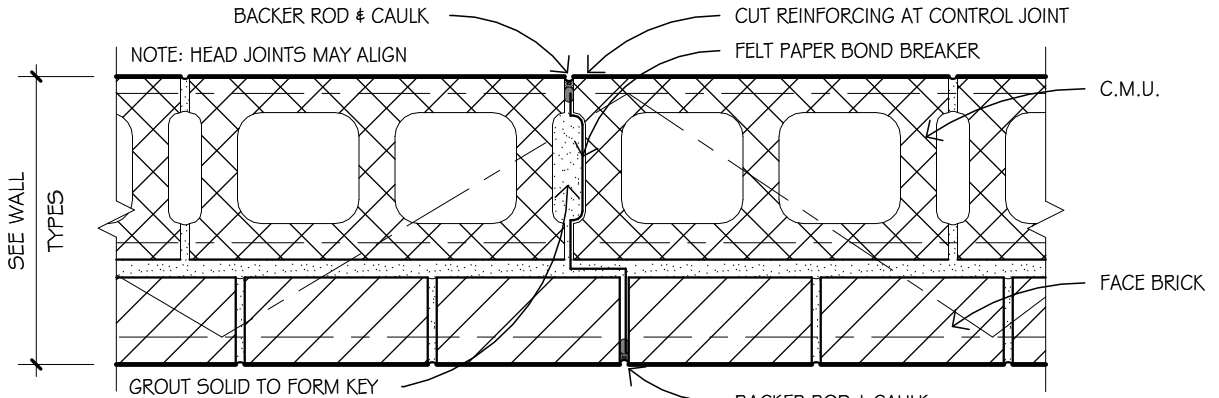
HOENER ARCHITECTS, LLC 6707 PLAINVIEW AVENUE ST. LOUIS, MISSOURI 63109 OFFICE: 314.781.9855	
WADE R. WELCH LICENSE #200612354	ARCHITECTURAL CORP. NO. 000193
PROJECT NO. 25-16E	



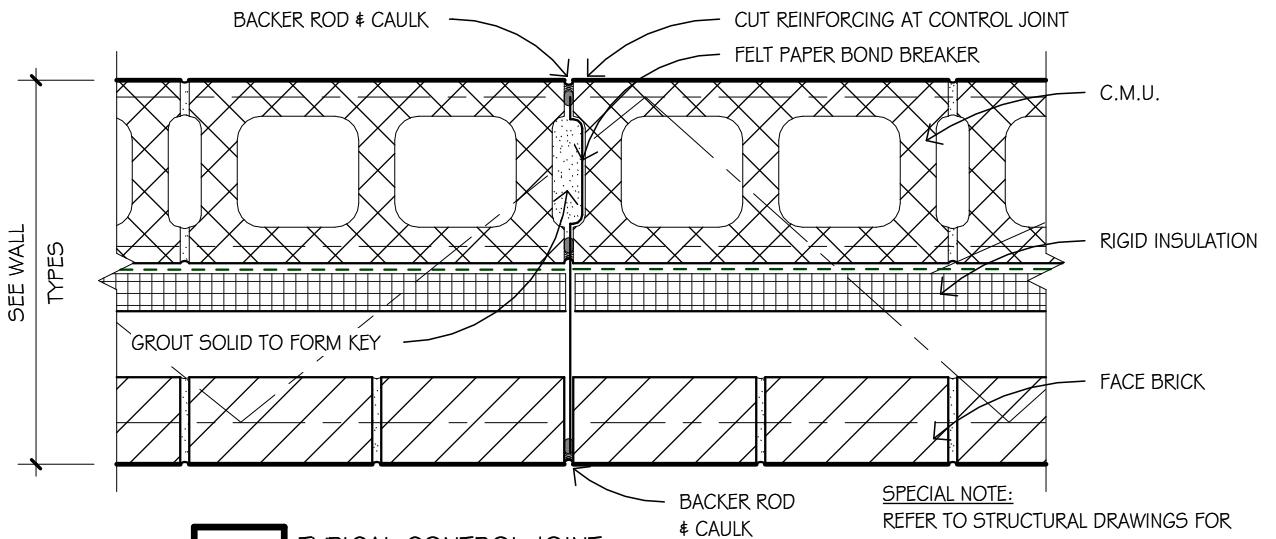
BY: BF
DATE MAY 5, 2026
REV.:
DA: 3.21



1 1/2" = 1'-0" **1** TYPICAL CONTROL JOINT
4.01 IN CONCRETE MASONRY WALL



1 1/2" = 1'-0" **2** TYPICAL CONTROL JOINT
4.01 IN COMPOSITE MASONRY WALL



1 1/2" = 1'-0" **3** TYPICAL CONTROL JOINT
4.01 IN COMPOSITE CAVITY WALL

SPECIAL NOTE:
REFER TO STRUCTURAL DRAWINGS FOR
CONTROL JOINT LOCATIONS IN CONCRETE
MASONRY. CONTROL JOINTS TO BE A
MAXIMUM OF 30'-0" O.C.



HOENER ARCHITECTS, LLC

6707 PLAINVIEW AVENUE
ST. LOUIS, MISSOURI 63109
OFFICE: 314.781.9855

WADE R. WELCH
LICENSE #200612354

ARCHITECTURAL CORP.
NO. 000193

PROJECT NO. 25-16E

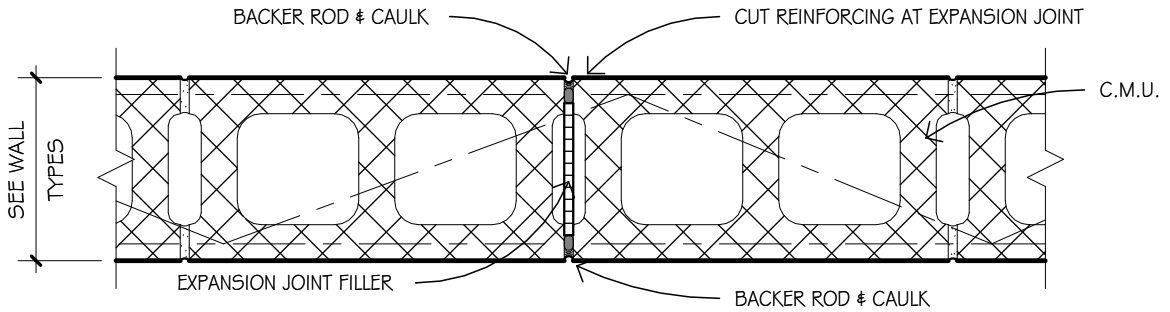


BY: BF

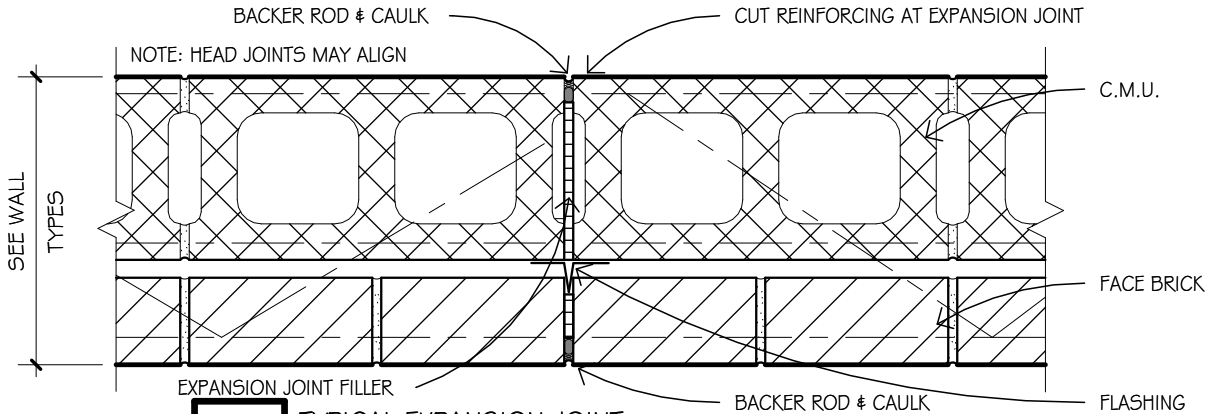
DATE MAY 5, 2026

REV.:

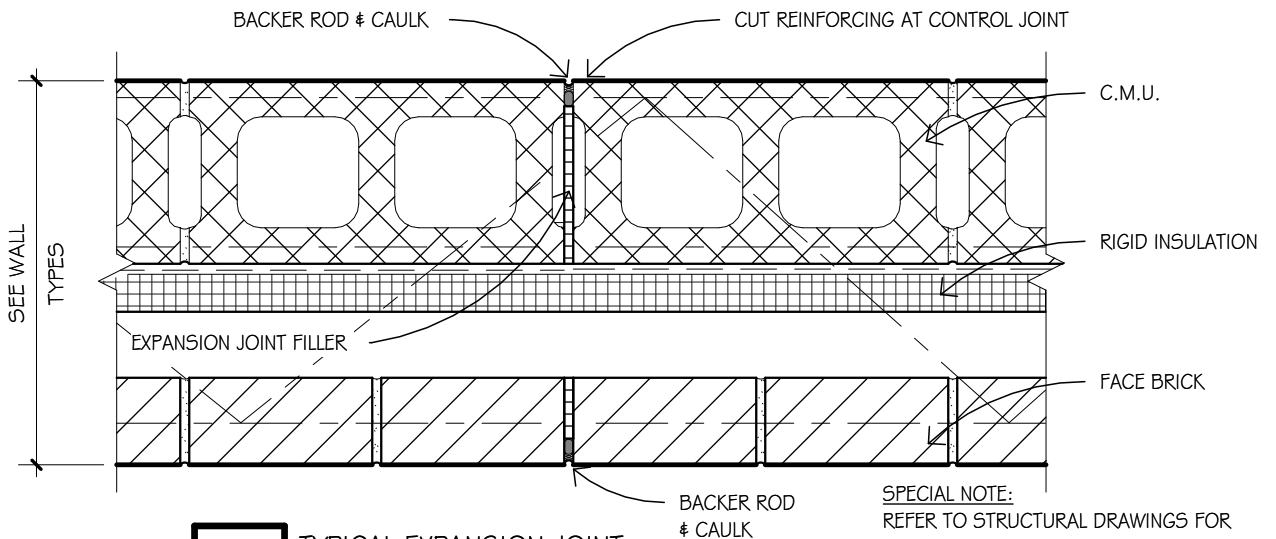
DA: 4.01



1 1/2" = 1'-0" **1** TYPICAL EXPANSION JOINT
4.02 IN CONCRETE MASONRY WALL



1 1/2" = 1'-0" **2** TYPICAL EXPANSION JOINT
4.02 IN COMPOSITE MASONRY WALL



1 1/2" = 1'-0" **3** TYPICAL EXPANSION JOINT
4.02 IN COMPOSITE CAVITY WALL

SPECIAL NOTE:
REFER TO STRUCTURAL DRAWINGS FOR
EXPANSION JOINT LOCATIONS IN CONCRETE
MASONRY. EXPANSION JOINTS TO BE A
MAXIMUM OF 30'-0" O.C.



HOENER ARCHITECTS, LLC

6707 PLAINVIEW AVENUE
ST. LOUIS, MISSOURI 63109
OFFICE: 314.781.9855

WADE R. WELCH
LICENSE #200612354

ARCHITECTURAL CORP.
NO. 000193

PROJECT NO. 25-16E

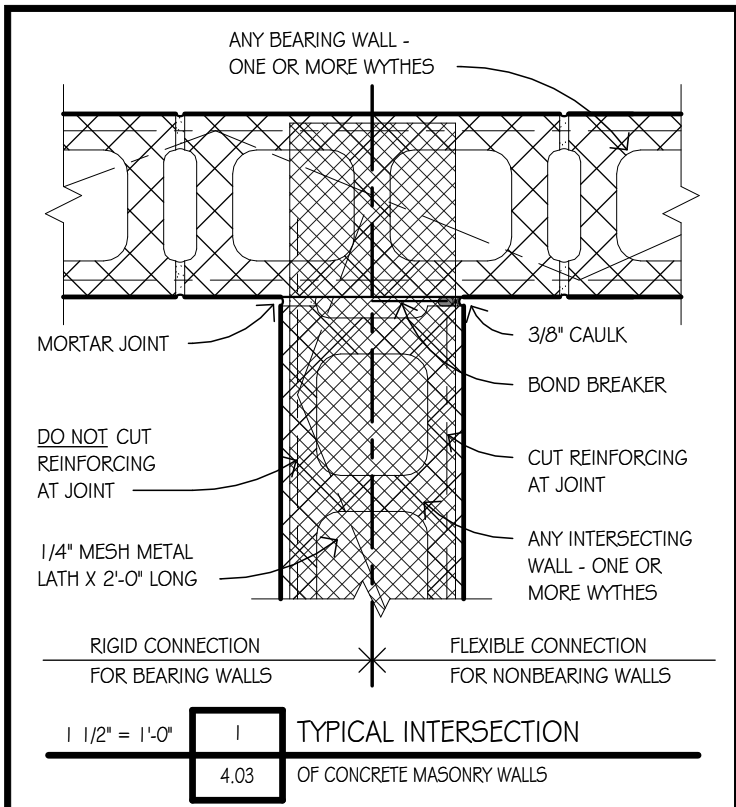


BY: BF

DATE MAY 5, 2026

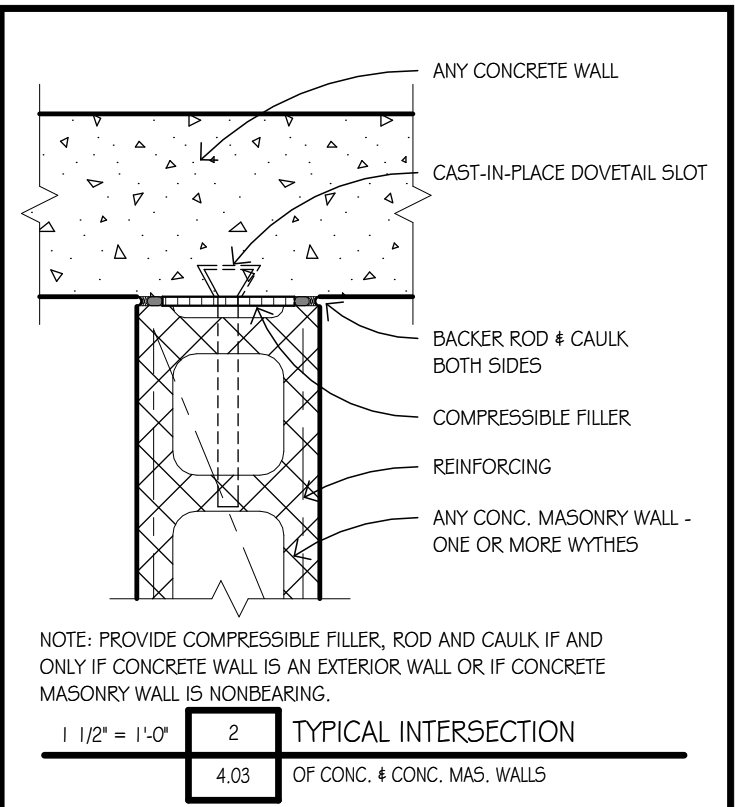
REV.:

DA: 4.02



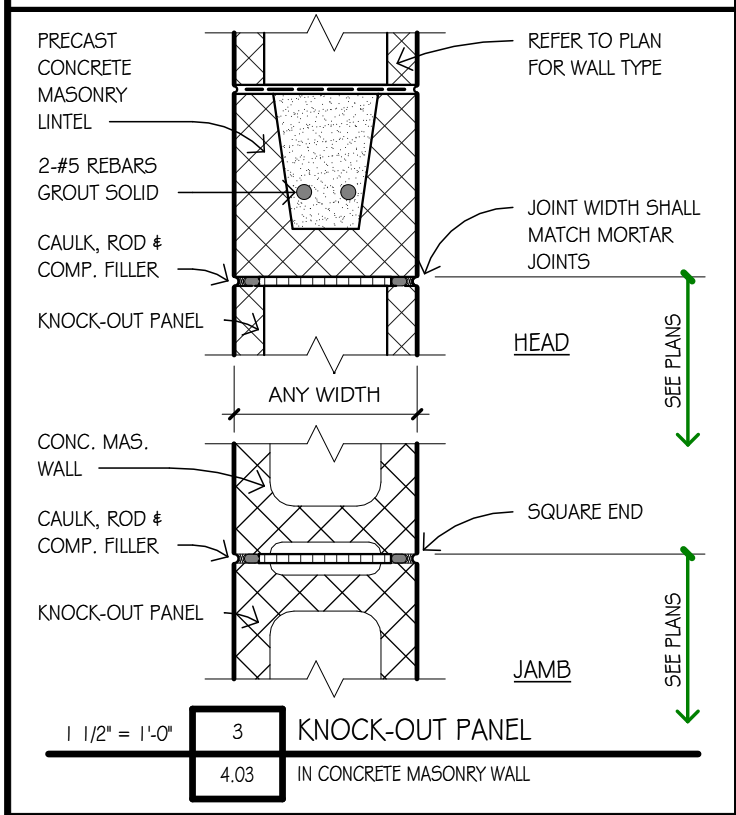
RIGID CONNECTION FOR BEARING WALLS FLEXIBLE CONNECTION FOR NONBEARING WALLS

1 1/2" = 1'-0" **1** TYPICAL INTERSECTION OF CONCRETE MASONRY WALLS
4.03

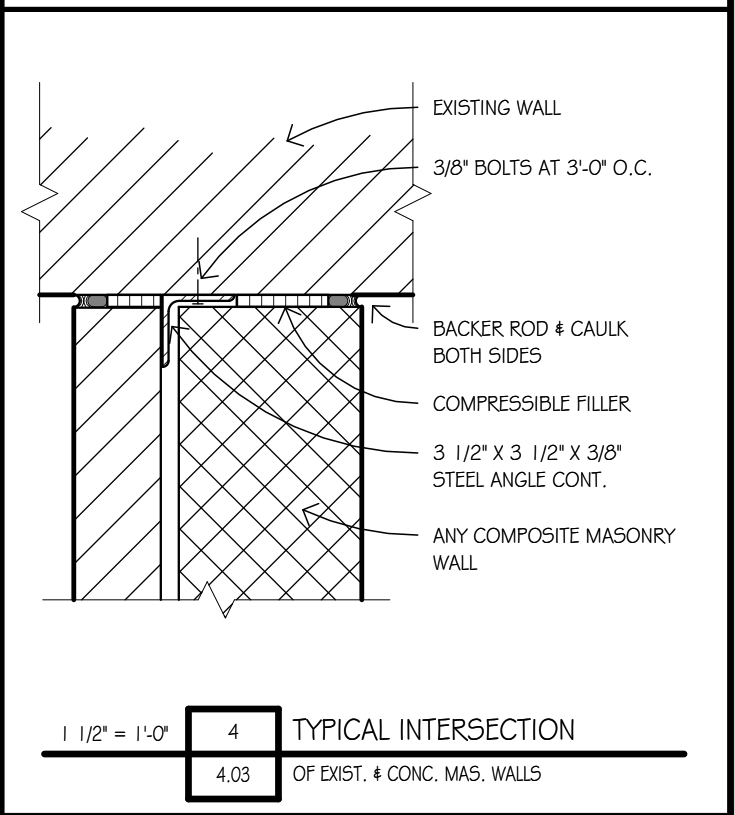


NOTE: PROVIDE COMPRESSIBLE FILLER, ROD AND CAULK IF AND ONLY IF CONCRETE WALL IS AN EXTERIOR WALL OR IF CONCRETE MASONRY WALL IS NONBEARING.

1 1/2" = 1'-0" **2** TYPICAL INTERSECTION OF CONC. & CONC. MAS. WALLS
4.03




1 1/2" = 1'-0" **3** KNOCK-OUT PANEL IN CONCRETE MASONRY WALL
4.03



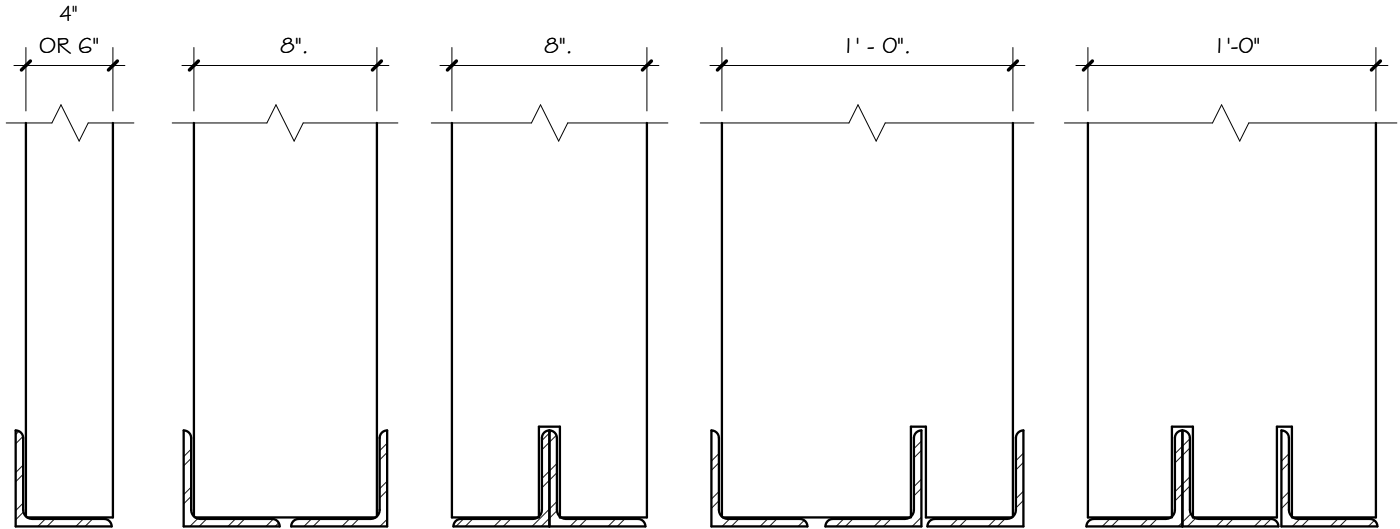
1 1/2" = 1'-0" **4** TYPICAL INTERSECTION OF EXIST. & CONC. MAS. WALLS
4.03

HOENER ARCHITECTS, LLC
6707 PLAINVIEW AVENUE
ST. LOUIS, MISSOURI 63109
OFFICE: 314.781.9855

WADE R. WELCH LICENSE #200612354	ARCHITECTURAL CORP. NO. 000193
PROJECT NO. 25-16E	



BY: BF
DATE MAY 5, 2026
REV.:
DA: 4.03



ALTERNATE INSTALLATION DETAILS
 NOMINAL MASONRY DIMENSIONS SHOWN

NOTES:

1. THIS DETAIL APPLIES TO MAXIMUM OPENINGS OF 4'-0". FOR LARGER OPENINGS SEE STRUCTURAL DRAWINGS.
2. THIS DETAIL APPLIES TO LINTELS SUPPORTING ONLY MASONRY ABOVE OPENINGS & NO OTHER LOADS. FOR OTHER CONDITIONS SEE STRUCTURAL DRAWINGS.
3. WHERE CONFLICT OCCURS WITH STRUCTURAL DRAWINGS, STRUCTURAL DRAWINGS TAKE PRECEDENCE. NOTIFY ARCHITECT.
4. THIS DETAIL APPLIES TO OPENINGS THAT ARE CONCEALED. FOR EXPOSED OPENINGS REFER TO SEPARATE DETAILS.
5. INSTALL ONE STEEL ANGLE 3 1/2" X 3 1/2" X 1/4" PER 4" NOM. THICKNESS OF MASONRY W/ 8" MIN. BEARING AT EACH END.
6. INSTALL ONE STEEL ANGLE 5" X 3 1/2" X 1/4", LONG LEG HORIZONTAL, AT 6" NOM. MASONRY W/ 8" MIN. BEARING AT EACH END.

1 1/2" = 1'-0"	1	TYPICAL LOOSE LINTELS
	4.11	AT MECHANICAL OPENINGS



HOENER ARCHITECTS, LLC
 6707 PLAINVIEW AVENUE
 ST. LOUIS, MISSOURI 63109
 OFFICE: 314.781.9855

WADE R. WELCH
 LICENSE #200612354

ARCHITECTURAL CORP.
 NO. 000193

PROJECT NO. 25-16E

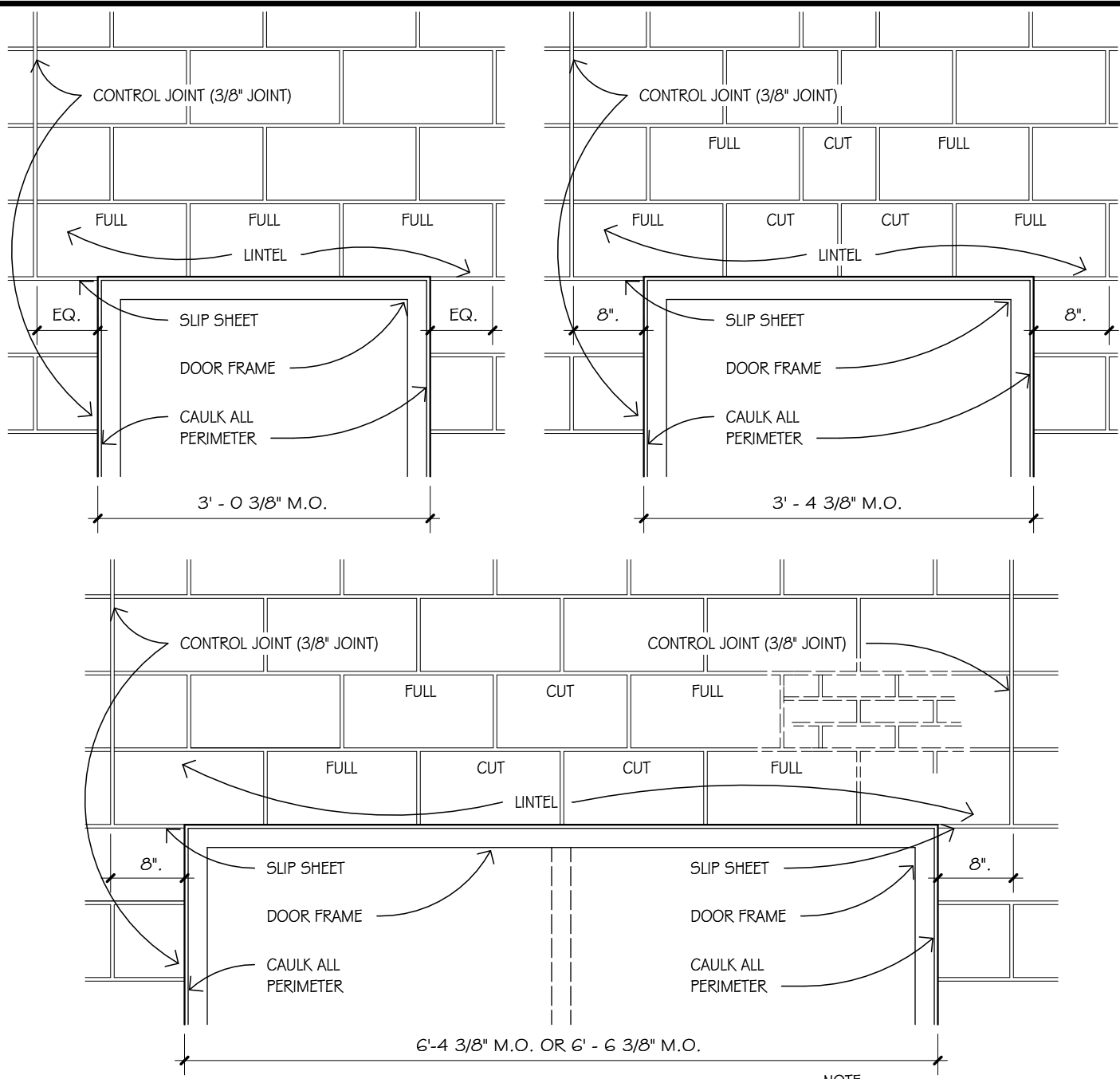


BY: BF

DATE MAY 5, 2026

REV.:

DA: 4.11



NOTE:
CONCRETE MASONRY UNITS SHOWN -
FACE BRICK SIMILAR - TYPICAL

SPECIAL NOTE: REFER TO STRUCTURAL DRAWINGS FOR CONTROL JOINT LOCATIONS IN CONCRETE MASONRY. CONTROL JOINTS TO BE A MAXIMUM OF 30'-0" O.C.

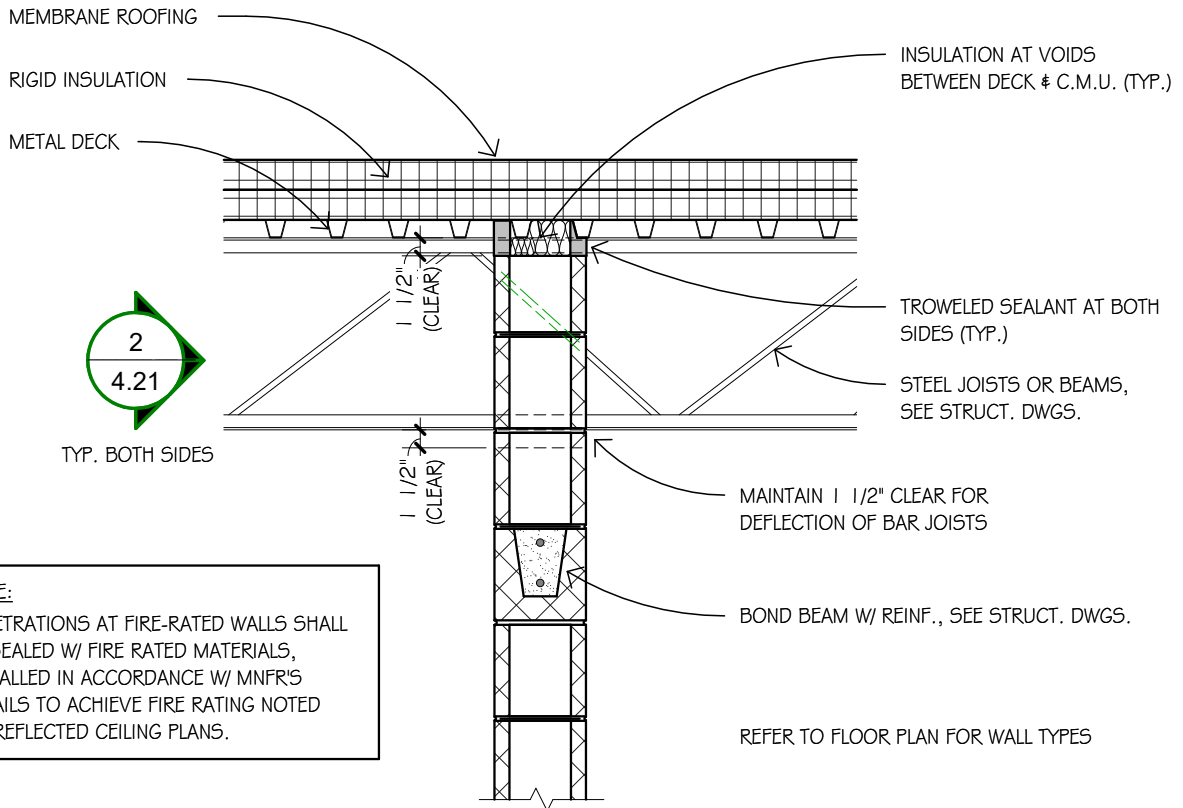
3/4" = 1'-0"	1	TYPICAL LINTELS
	4.12	IN CONCRETE MASONRY

HOENER ARCHITECTS, LLC
 6707 PLAINVIEW AVENUE
 ST. LOUIS, MISSOURI 63109
 OFFICE: 314.781.9855

WADE R. WELCH LICENSE #200612354	ARCHITECTURAL CORP. NO. 000193
PROJECT NO. 25-16E	

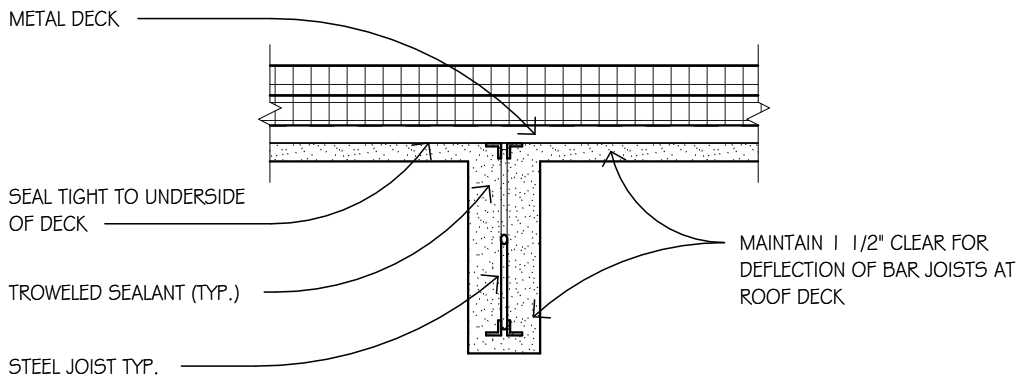


BY: BF
DATE MAY 5, 2026
REV.:
DA: 4.12



NOTE:
 PENETRATIONS AT FIRE-RATED WALLS SHALL BE SEALED W/ FIRE RATED MATERIALS, INSTALLED IN ACCORDANCE W/ MNFR'S DETAILS TO ACHIEVE FIRE RATING NOTED ON REFLECTED CEILING PLANS.

3/4" = 1'-0" 1 C.M.U. WALL TERMINATION
4.21 @ BARJOIST



3/4" = 1'-0" 2 TYPICAL MASONRY WALL
4.21 @ BARJOIST PENETRATION

HOENER ARCHITECTS, LLC
 6707 PLAINVIEW AVENUE
 ST. LOUIS, MISSOURI 63109
 OFFICE: 314.781.9855

WADE R. WELCH
 LICENSE #200612354

ARCHITECTURAL CORP.
 NO. 000193

PROJECT NO. 25-16E

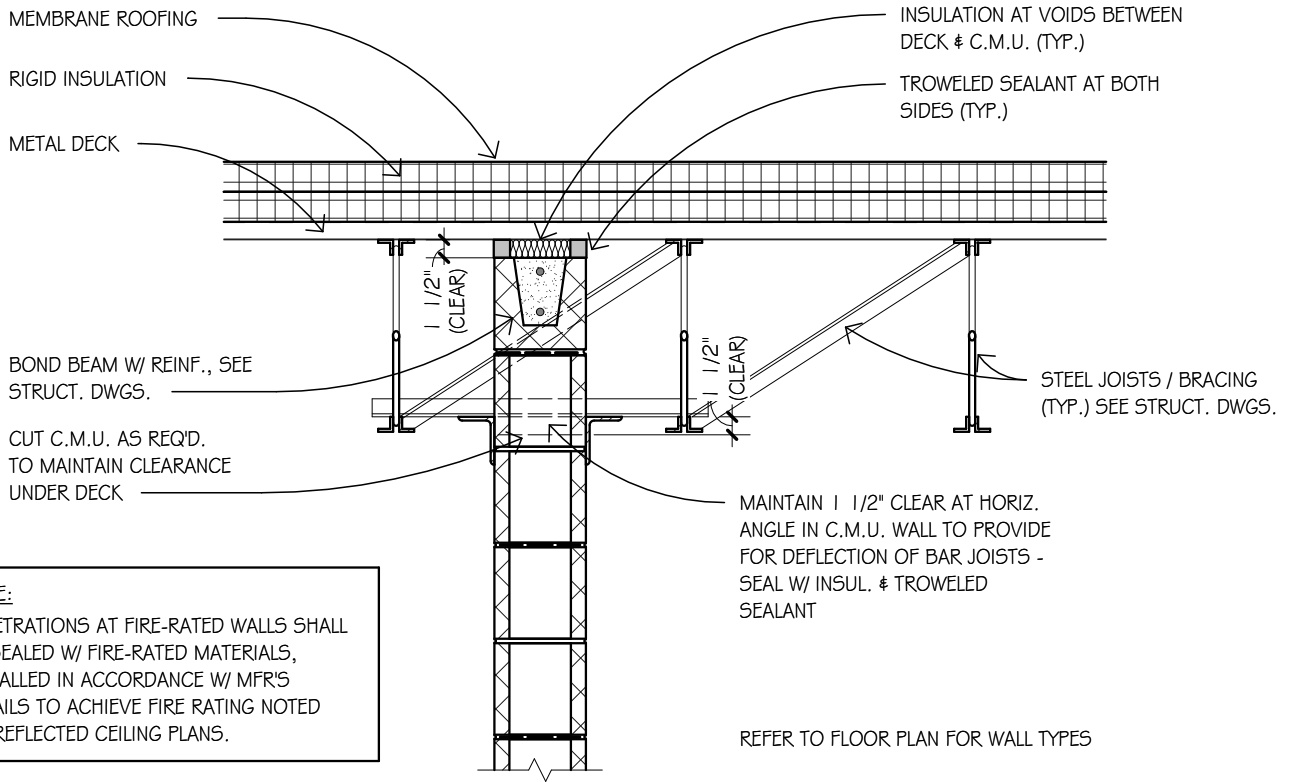


BY: BF

DATE MAY 5, 2026

REV.:

DA: 4.21



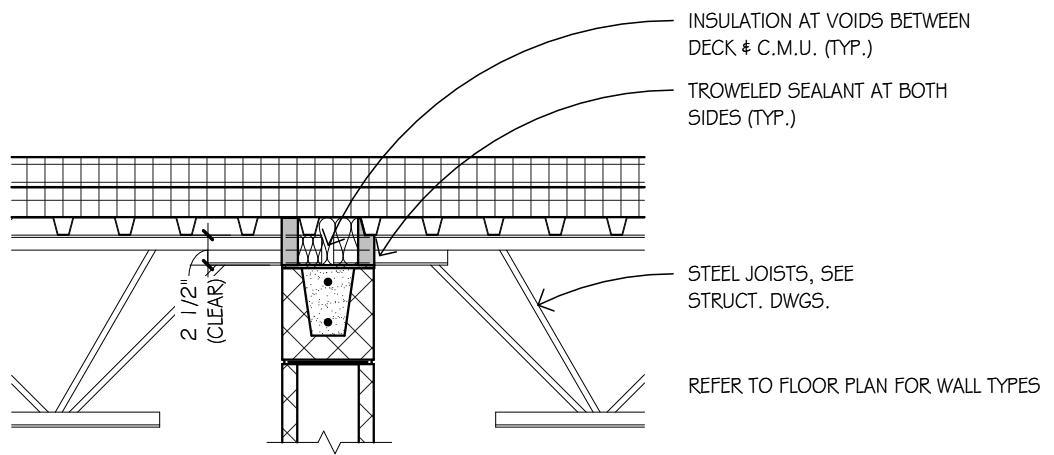
NOTE:
 PENETRATIONS AT FIRE-RATED WALLS SHALL BE SEALED W/ FIRE-RATED MATERIALS, INSTALLED IN ACCORDANCE W/ MFR'S DETAILS TO ACHIEVE FIRE RATING NOTED ON REFLECTED CEILING PLANS.

REFER TO FLOOR PLAN FOR WALL TYPES

3/4" = 1'-0"

1
4.22

 C.M.U. WALL TERMINATION @ BRACING




3/4" = 1'-0"

2
4.22

 C.M.U. WALL TERMINATION @ JOIST BEARING

HOENER ARCHITECTS, LLC
 6707 PLAINVIEW AVENUE
 ST. LOUIS, MISSOURI 63109
 OFFICE: 314.781.9855



BY: BF
 DATE MAY 5, 2026
 REV.:
 DA: 4.22

WADE R. WELCH LICENSE #200612354 ARCHITECTURAL CORP. NO. 000193

PROJECT NO. 25-16E

MINERAL WOOL
INSULATION
COMPRESSED IN
VOIDS IN DECK (TYP.)

EXISTING ROOF
CONSTRUCTION

TROWELED SEALANT
BOTH SIDES (TYP.)
OVERLAP 1/2" MIN.

2 1/2" +/-

SEE FLOOR PLAN
FOR WALL TYPE

1 1/2" = 1'-0"

1

MASONRY PARTITION

4.23

AT EXISTING DECK



HOENER ARCHITECTS, LLC

6707 PLAINVIEW AVENUE
ST. LOUIS, MISSOURI 63109
OFFICE: 314.781.9855

WADE R. WELCH
LICENSE #200612354

ARCHITECTURAL CORP.
NO. 000193

PROJECT NO. 25-16E



BY: BF

DATE MAY 5, 2026

REV.:

DA: 4.23

SEE WALL TYPES FOR ADD'L INFO

AIR/VAPOR BARRIER OVER ENTIRE SHEATHING
(FULL HT. OF WALL), SEE SPECS.

SECURE FLASHING WITH TERM. BAR AND SEALANT
OVER AIR / VAPOR / BARRIER, TYP.

FACE BRICK OR C.M.U. VENEER
W/ ANCHORS PER SPECS & DWGS.

RIGID INSULATION, SEE WALL TYPES

THRU-WALL FLASHING MIN. 12" HIGH, SIDE-LAPPED
AT LEAST 6" W/ EACH LAP FULLY SEALED TO
ARCHITECT'S SATISFACTION

MORTAR NET, SEE SPECS.

MASONRY WEEPS AT 16" O.C., THROUGH
MASONRY, FULL HEAD HEIGHT

WEEPS & FLASHING MUST BE VISIBLE FOR
ARCHITECT'S INSPECTION, SIM TO

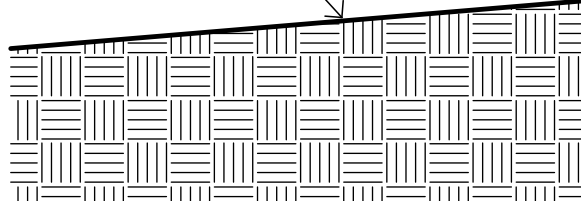
STAINLESS STEEL EDGE, SEE SPEC.

FOUNDATION RECESS AT TOP OF WALL,
REFER TO DA: 1 / 3.0J

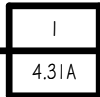
FOUNDATION CONSTRUCTION, SEE
STRUCTURAL DRAWINGS

FINISH GRADE

1'-0" MINIMUM



3" = 1'-0"



TYPICAL THRU-WALL BASE FLASHING

at FOUNDATION w/ STUD WALL BACK-UP



HOENER ARCHITECTS, LLC

6707 PLAINVIEW AVENUE
ST. LOUIS, MISSOURI 63109
OFFICE: 314.781.9855

WADE R. WELCH
LICENSE #200612354

ARCHITECTURAL CORP.
NO. 000193

PROJECT NO. 25-16E

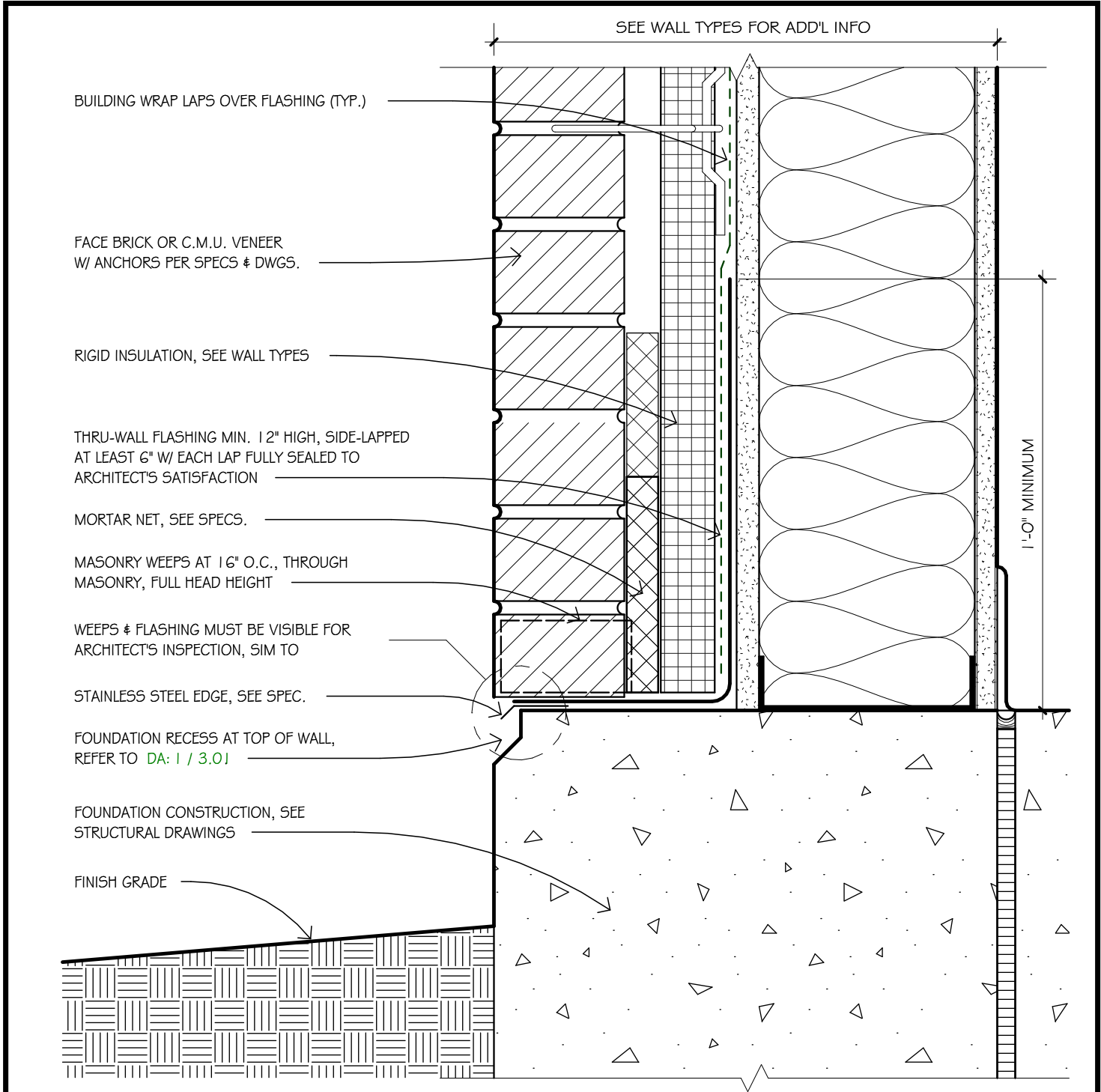


BY: BF

DATE MAY 5, 2026

REV.:

DA: 4.31A



BUILDING WRAP LAPS OVER FLASHING (TYP.)

FACE BRICK OR C.M.U. VENEER
W/ ANCHORS PER SPECS & DWGS.

RIGID INSULATION, SEE WALL TYPES

THRU-WALL FLASHING MIN. 1/2" HIGH, SIDE-LAPPED
AT LEAST 6" W/ EACH LAP FULLY SEALED TO
ARCHITECT'S SATISFACTION

MORTAR NET, SEE SPECS.

MASONRY WEEPS AT 16" O.C., THROUGH
MASONRY, FULL HEAD HEIGHT

WEEPS & FLASHING MUST BE VISIBLE FOR
ARCHITECT'S INSPECTION, SIM TO

STAINLESS STEEL EDGE, SEE SPEC.

FOUNDATION RECESS AT TOP OF WALL,
REFER TO DA: 1 / 3.01

FOUNDATION CONSTRUCTION, SEE
STRUCTURAL DRAWINGS

FINISH GRADE

SEE WALL TYPES FOR ADD'L INFO

1'-0" MINIMUM

3" = 1'-0"

1
4.31B

TYPICAL THRU-WALL BASE FLASHING

at FOUNDATION w/ STUD WALL BACK-UP




HOENER ARCHITECTS, LLC

6707 PLAINVIEW AVENUE
ST. LOUIS, MISSOURI 63109
OFFICE: 314.781.9855

WADE R. WELCH
LICENSE #200612354

ARCHITECTURAL CORP.
NO. 000193

PROJECT NO. 25-16E

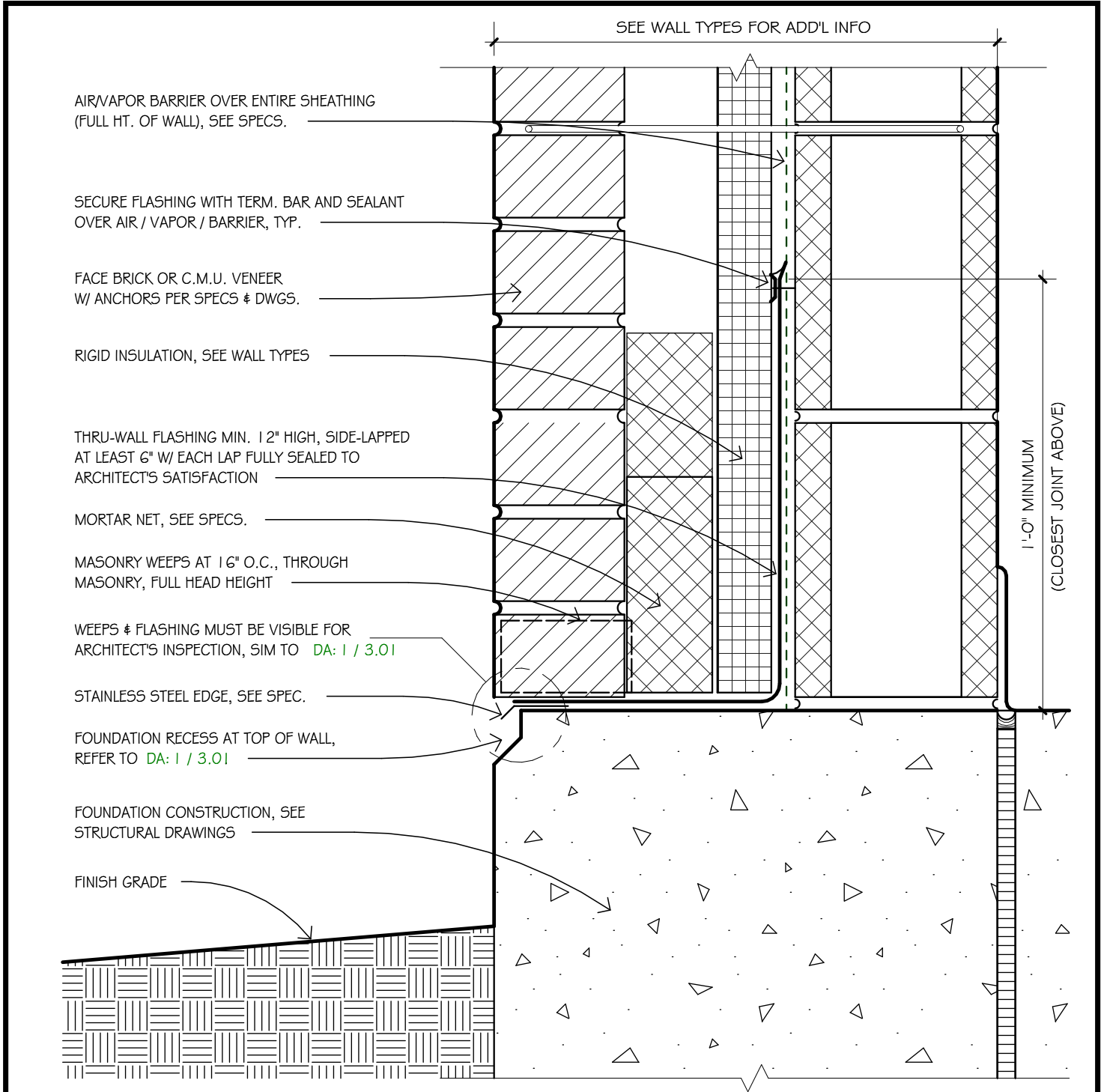


BY: BF

DATE MAY 5, 2026

REV.:

DA: 4.31B



AIR/VAPOR BARRIER OVER ENTIRE SHEATHING (FULL HT. OF WALL), SEE SPECS.

SECURE FLASHING WITH TERM. BAR AND SEALANT OVER AIR / VAPOR / BARRIER, TYP.

FACE BRICK OR C.M.U. VENEER W/ ANCHORS PER SPECS & DWGS.

RIGID INSULATION, SEE WALL TYPES

THRU-WALL FLASHING MIN. 1 1/2" HIGH, SIDE-LAPPED AT LEAST 6" W/ EACH LAP FULLY SEALED TO ARCHITECT'S SATISFACTION

MORTAR NET, SEE SPECS.

MASONRY WEEPS AT 16" O.C., THROUGH MASONRY, FULL HEAD HEIGHT

WEEPS & FLASHING MUST BE VISIBLE FOR ARCHITECT'S INSPECTION, SIM TO DA: 1 / 3.01

STAINLESS STEEL EDGE, SEE SPEC.

FOUNDATION RECESS AT TOP OF WALL, REFER TO DA: 1 / 3.01

FOUNDATION CONSTRUCTION, SEE STRUCTURAL DRAWINGS

FINISH GRADE

SEE WALL TYPES FOR ADD'L INFO

1'-0" MINIMUM (CLOSEST JOINT ABOVE)

3" = 1'-0"

1
4.32A

TYPICAL THRU-WALL BASE FLASHING

at FOUNDATION w/ MASONRY WALL BACK-UP




HOENER ARCHITECTS, LLC

6707 PLAINVIEW AVENUE
ST. LOUIS, MISSOURI 63109
OFFICE: 314.781.9855

WADE R. WELCH
LICENSE #200612354

ARCHITECTURAL CORP.
NO. 000193

PROJECT NO. 25-16E



BY: BF

DATE MAY 5, 2026

REV.:

DA: 4.32A

WALL CONSTRUCTION PER WALL SECTIONS & WALL TYPE DETAILS (SEE DA SHEETS)

FACE BRICK OR C.M.U. VENEER W/ ANCHORS PER SPECS & DWGS.

AIR/VAPOR BARRIER OVER ENTIRE SHEATHING (FULL HT. OF WALL), SEE SPECS.

SECURE FLASHING WITH TERM. BAR AND SEALANT OVER AIR / VAPOR / BARRIER, TYP.

RIGID INSULATION LAPS OVER FLASHING, SEE WALL TYPES

MORTAR NET, SEE SPECS.

CONTINUOUS THRU-WALL FLASHING, MIN. 12" HIGH, MIN. 8" PAST OPENING AT EACH END W/ END DAMS TURNED UP IN CAVITY & IN BRICK CONTROL JOINTS OR BRICK HEAD JOINTS

SUPPORT FLASHING W/ GROUT

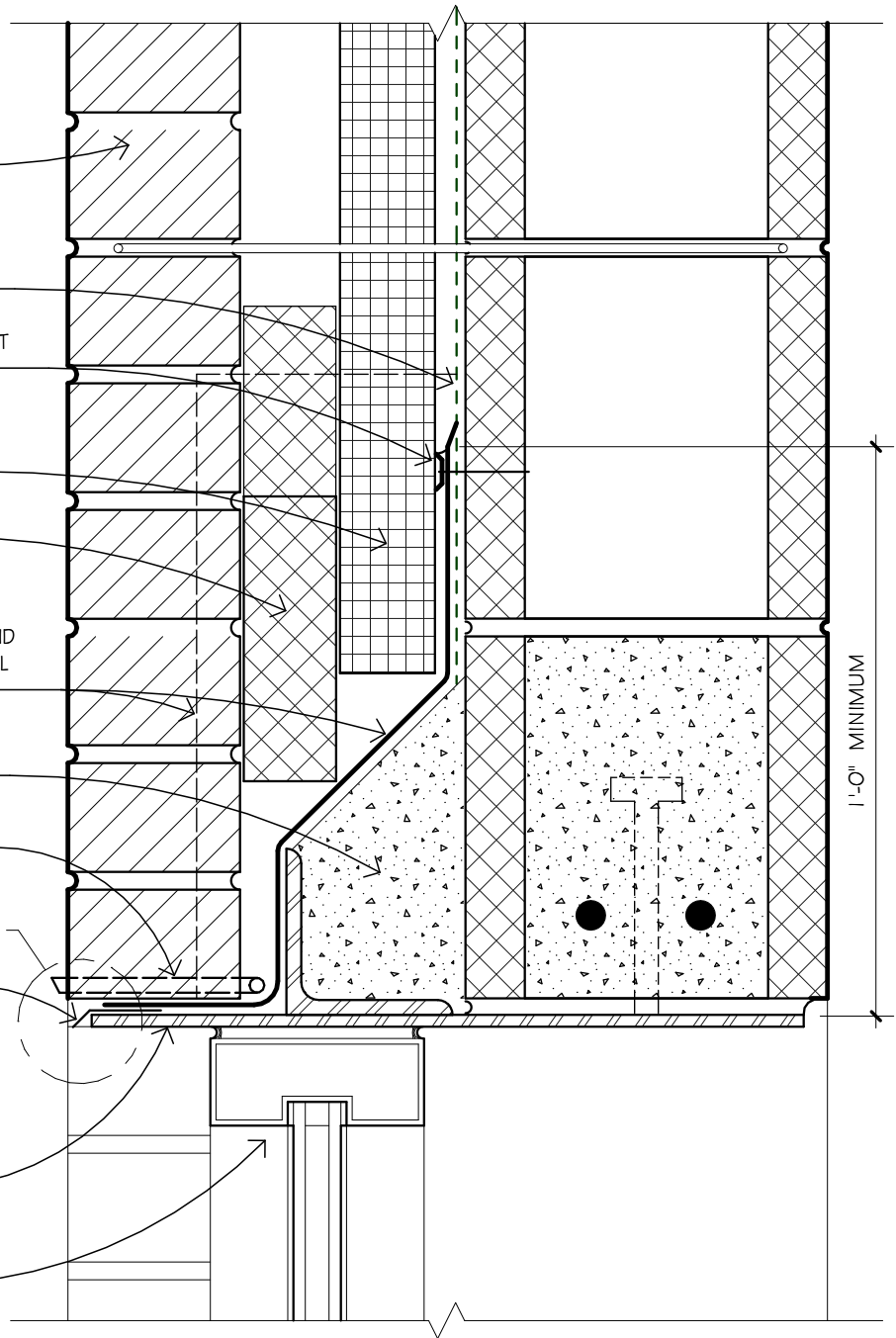
ROPE WICKS AT 16" O.C. TO RUN THRU BRICK HEAD JOINTS & 16" ALONG CAVITY

ROPE WICKS & FLASHING MUST BE VISIBLE FOR ARCHITECT'S INSPECTION, SIM TO DA: 1 / 3.01

STAINLESS STEEL EDGE, SEE SPEC.

STEEL LINTEL, SEE STRUCTURAL DRAWINGS

WINDOW OR DOOR AS APPLICABLE



3" = 1'-0"

1

TYPICAL THRU-WALL FLASHING

4.34A

at WINDOW w/ MASONRY WALL BACK-UP



HOENER ARCHITECTS, LLC

6707 PLAINVIEW AVENUE
ST. LOUIS, MISSOURI 63109
OFFICE: 314.781.9855

WADE R. WELCH
LICENSE #200612354

ARCHITECTURAL CORP.
NO. 000193

PROJECT NO. 25-16E



BY: BF

DATE MAY 5, 2026

REV.:

DA: 4.34A

WALL CONSTRUCTION PER WALL
SECTIONS & WALL TYPE DETAILS
(SEE DA SHEETS)

FACE BRICK OR C.M.U. VENEER
W/ ANCHORS PER SPECS & DWGS.

BUILDING WRAP LAPS OVER FLASHING (TYP.)

INSERT FLASHING IN NEXT MASONRY JOINT
ABOVE 1/2" HIGH

RIGID INSULATION LAPS OVER FLASHING,
SEE WALL TYPES

MORTAR NET, SEE SPECS.

CONTINUOUS THRU-WALL FLASHING, MIN. 1/2"
HIGH, MIN. 8" PAST OPENING AT EACH END W/ END
DAMS TURNED UP IN CAVITY & IN BRICK CONTROL
JOINTS OR BRICK HEAD JOINTS

SUPPORT FLASHING W/ GROUT

MASONRY WEEPS AT 16" O.C., THROUGH
MASONRY, FULL HEAD HEIGHT

WEEPS & FLASHING MUST BE VISIBLE FOR
ARCHITECT'S INSPECTION, SIM TO DA: 1 / 3.01

STAINLESS STEEL EDGE, SEE SPEC.

STEEL LINTEL, SEE
STRUCTURAL DRAWINGS

WINDOW OR DOOR AS APPLICABLE

1' - 0" MINIMUM

3" = 1'-0"



TYPICAL THRU-WALL FLASHING

4.34B at WINDOW w/ MASONRY WALL BACK-UP



HOENER ARCHITECTS, LLC

6707 PLAINVIEW AVENUE
ST. LOUIS, MISSOURI 63109
OFFICE: 314.781.9855

WADE R. WELCH
LICENSE #200612354

ARCHITECTURAL CORP.
NO. 000193

PROJECT NO. 25-16E

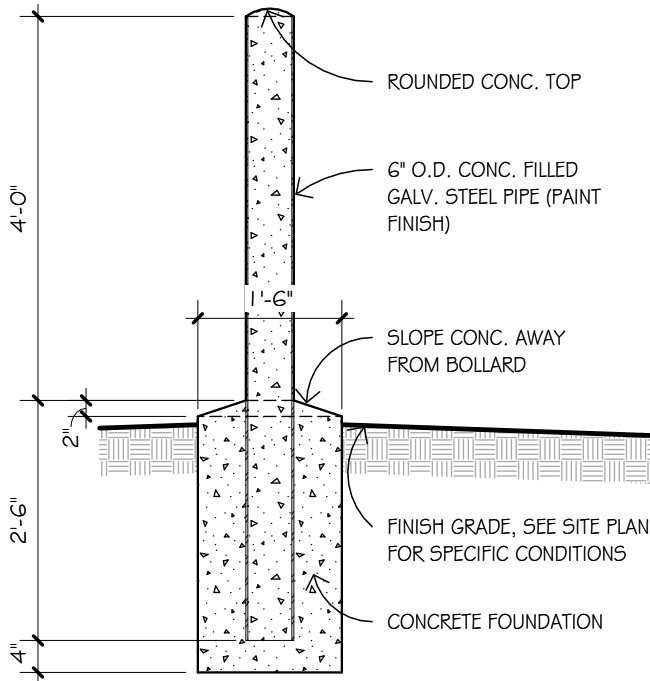


BY: BF

DATE MAY 5, 2026

REV.:

DA: 4.34B



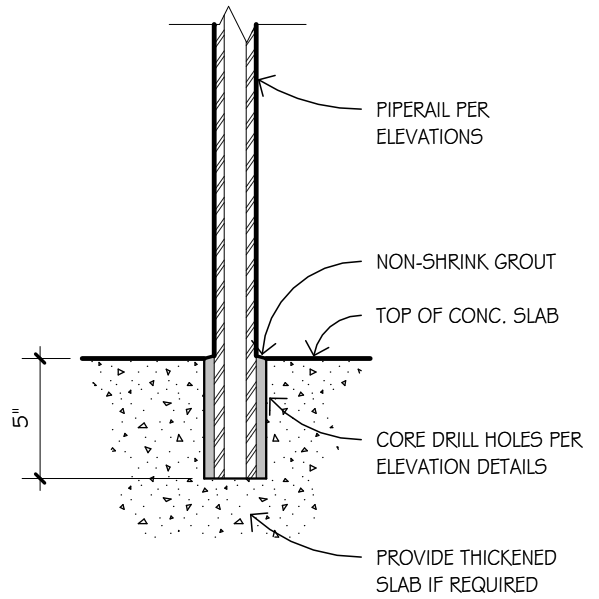
1/2" = 1'-0"

1

TYPICAL PIPE BOLLARD

5.01

(SETTING DETAIL)



1 1/2" = 1'-0"

2

TYPICAL STEEL PIPERAIL

5.01

(SETTING DETAIL)



HOENER ARCHITECTS, LLC

6707 PLAINVIEW AVENUE
ST. LOUIS, MISSOURI 63109
OFFICE: 314.781.9855

WADE R. WELCH
LICENSE #200612354

ARCHITECTURAL CORP.
NO. 000193

PROJECT NO. 25-16E



BY: KR

DATE MAY 5, 2026

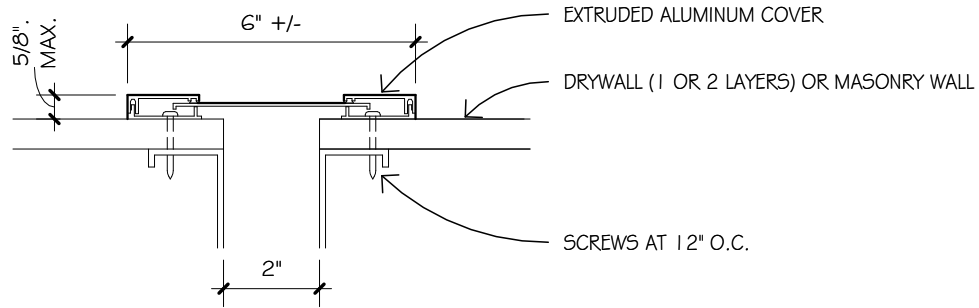
REV.:

DA: 5.01

EXPANSION JOINT TYPES - 2" JOINTS

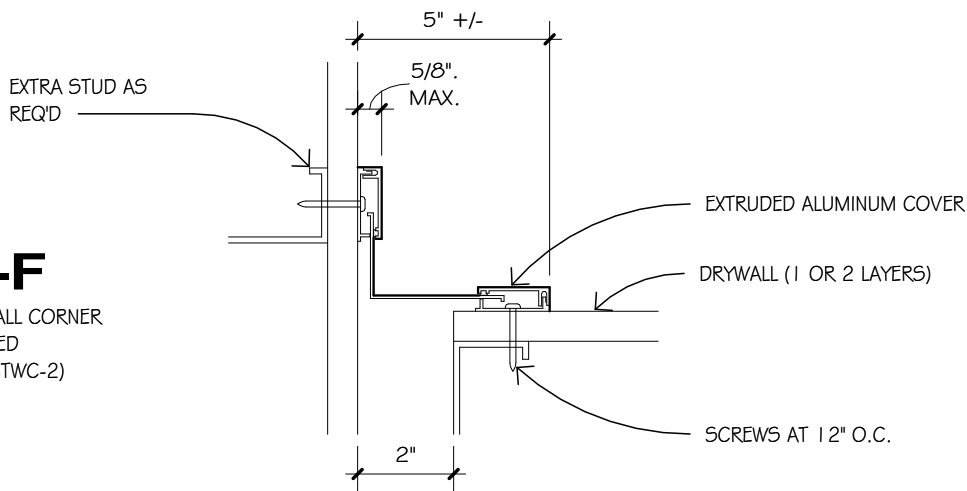
EJ-C

WALL / WALL
NON-RATED
(BALCO 6TW-1-2)



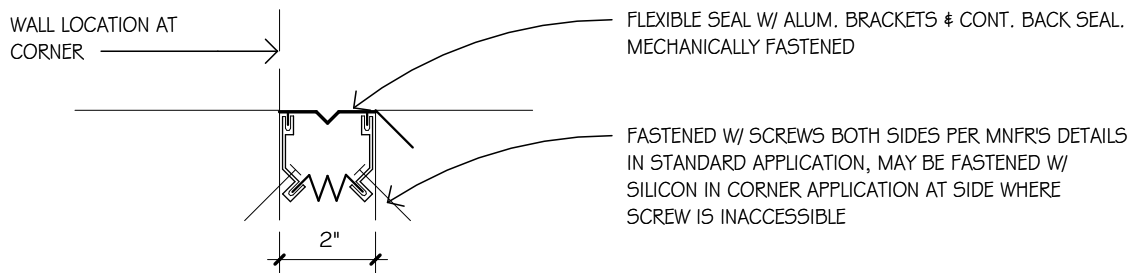
EJ-F

WALL / WALL CORNER
NON-RATED
(BALCO 6TWC-2)



EJ-K

EXTERIOR WALL
(BALCO FCWW)



HOENER ARCHITECTS, LLC

6707 PLAINVIEW AVENUE
ST. LOUIS, MISSOURI 63109
OFFICE: 314.781.9855

WADE R. WELCH
LICENSE #200612354

ARCHITECTURAL CORP.
NO. 000193

PROJECT NO. 25-16E

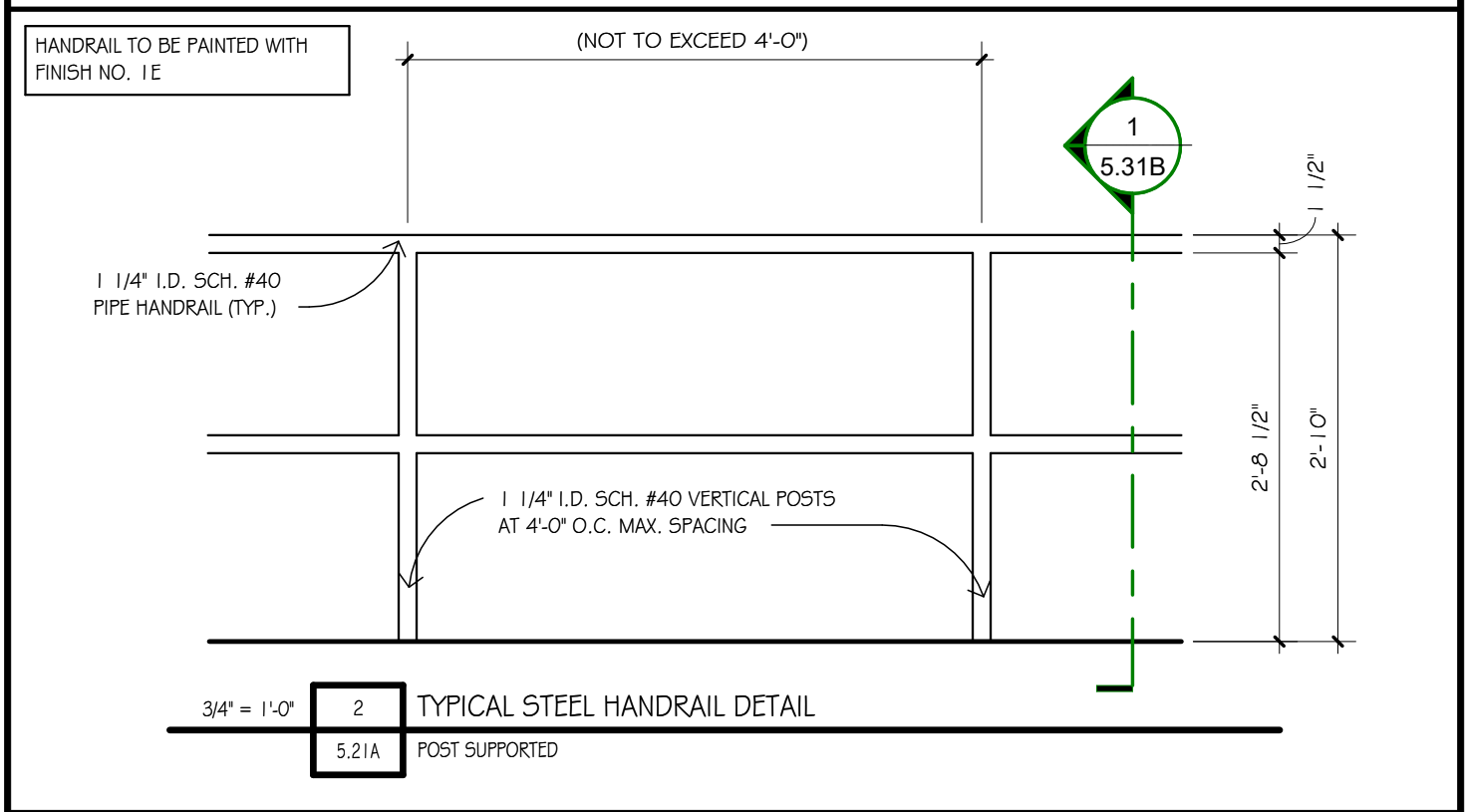
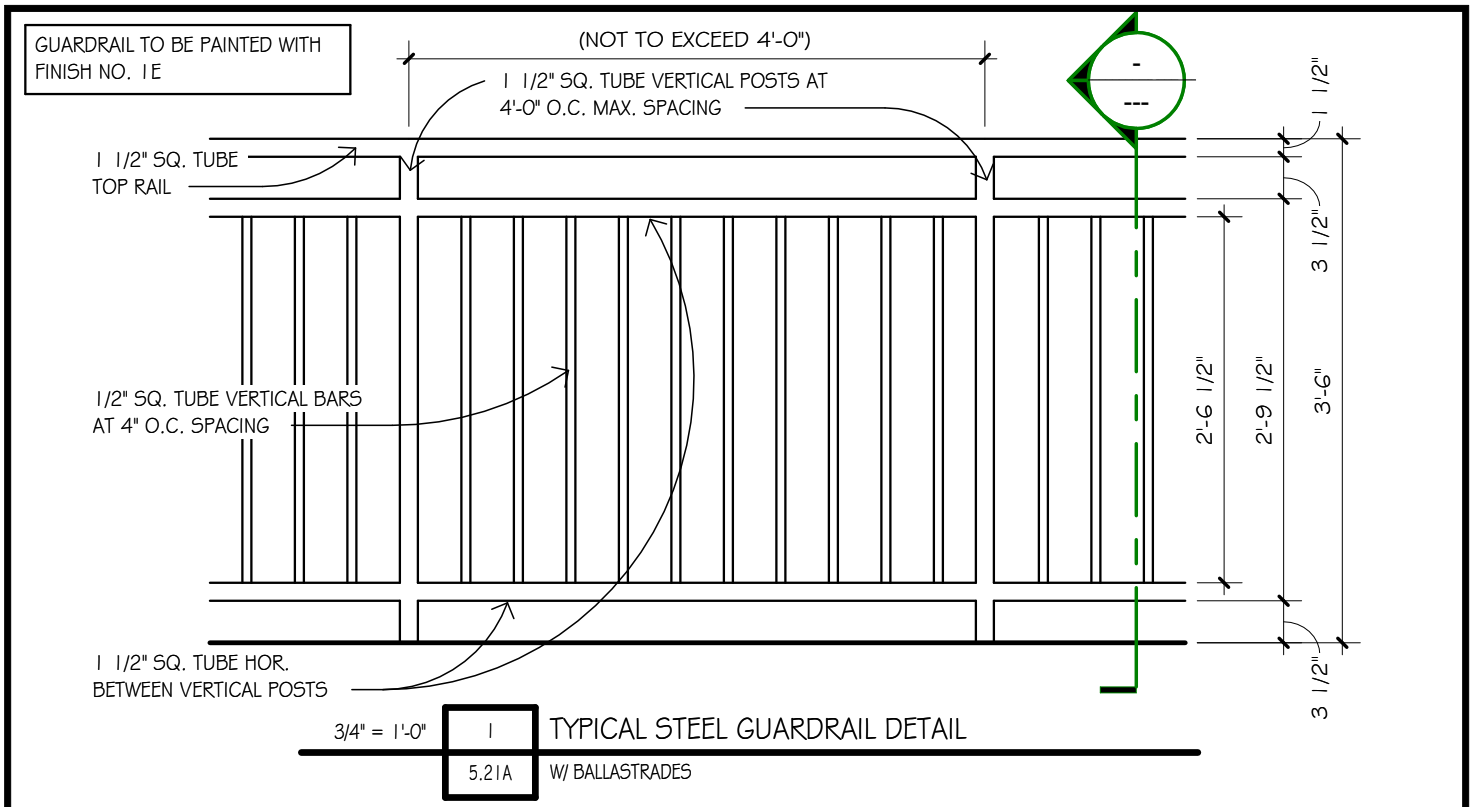


BY: KR

DATE MAY 5, 2026

REV.:

DA: 5.14




HOENER ARCHITECTS, LLC
 6707 PLAINVIEW AVENUE
 ST. LOUIS, MISSOURI 63109
 OFFICE: 314.781.9855

WADE R. WELCH
 LICENSE #200612354

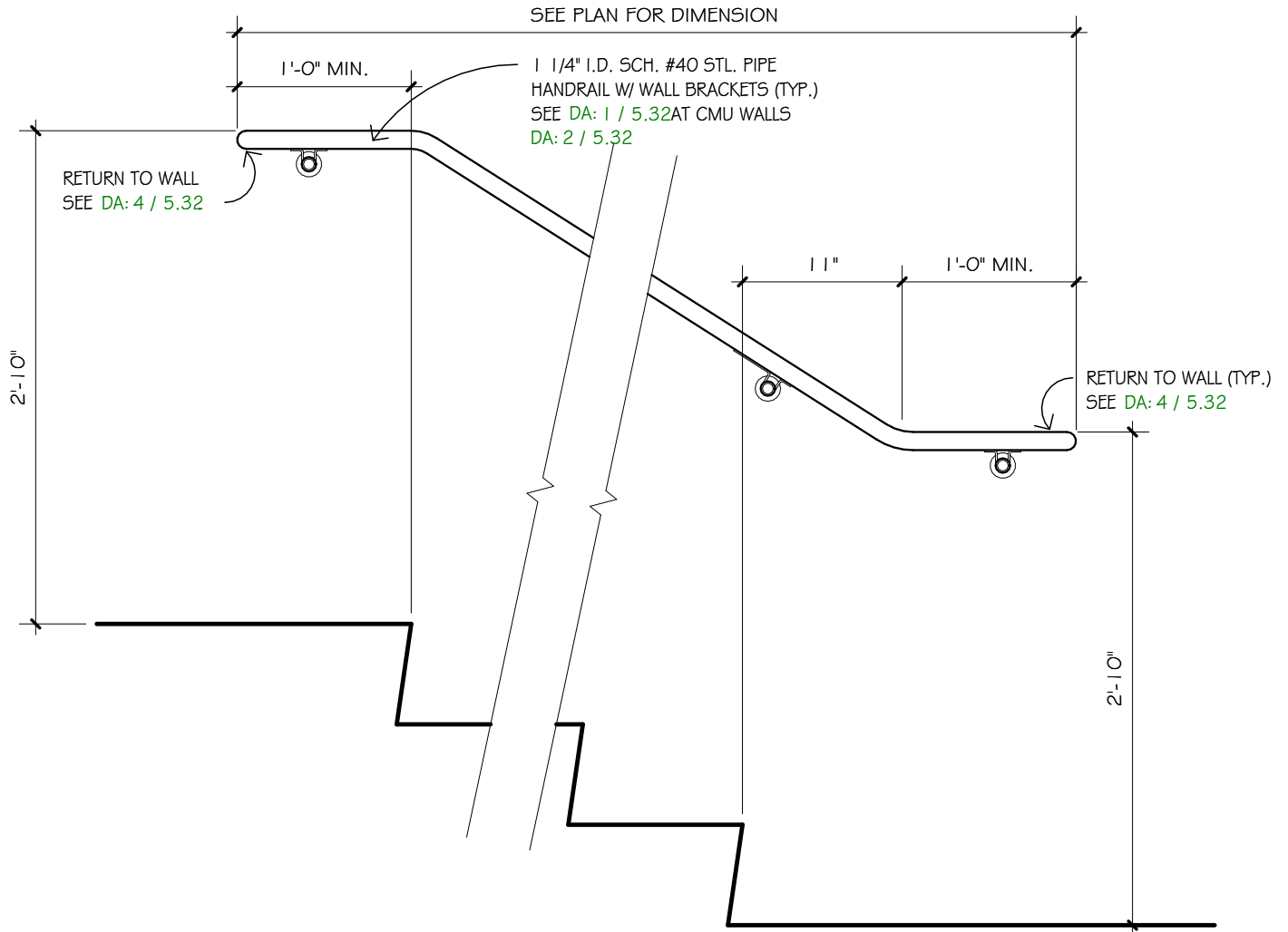
ARCHITECTURAL CORP.
 NO. 000193

PROJECT NO. 25-16E



BY: BF
DATE MAY 5, 2026
REV.:
DA: 5.21A

HANDRAIL AND BRACKETS TO BE PAINTED WITH FINISH NO. 1E



1" = 1'-0"

1
5.24

 TYP. STAIR HANDRAIL DETAIL (WITHOUT GUARDRAILS)



HOENER ARCHITECTS, LLC
 6707 PLAINVIEW AVENUE
 ST. LOUIS, MISSOURI 63109
 OFFICE: 314.781.9855

WADE R. WELCH
 LICENSE #200612354

ARCHITECTURAL CORP.
 NO. 000193

PROJECT NO. 25-16E



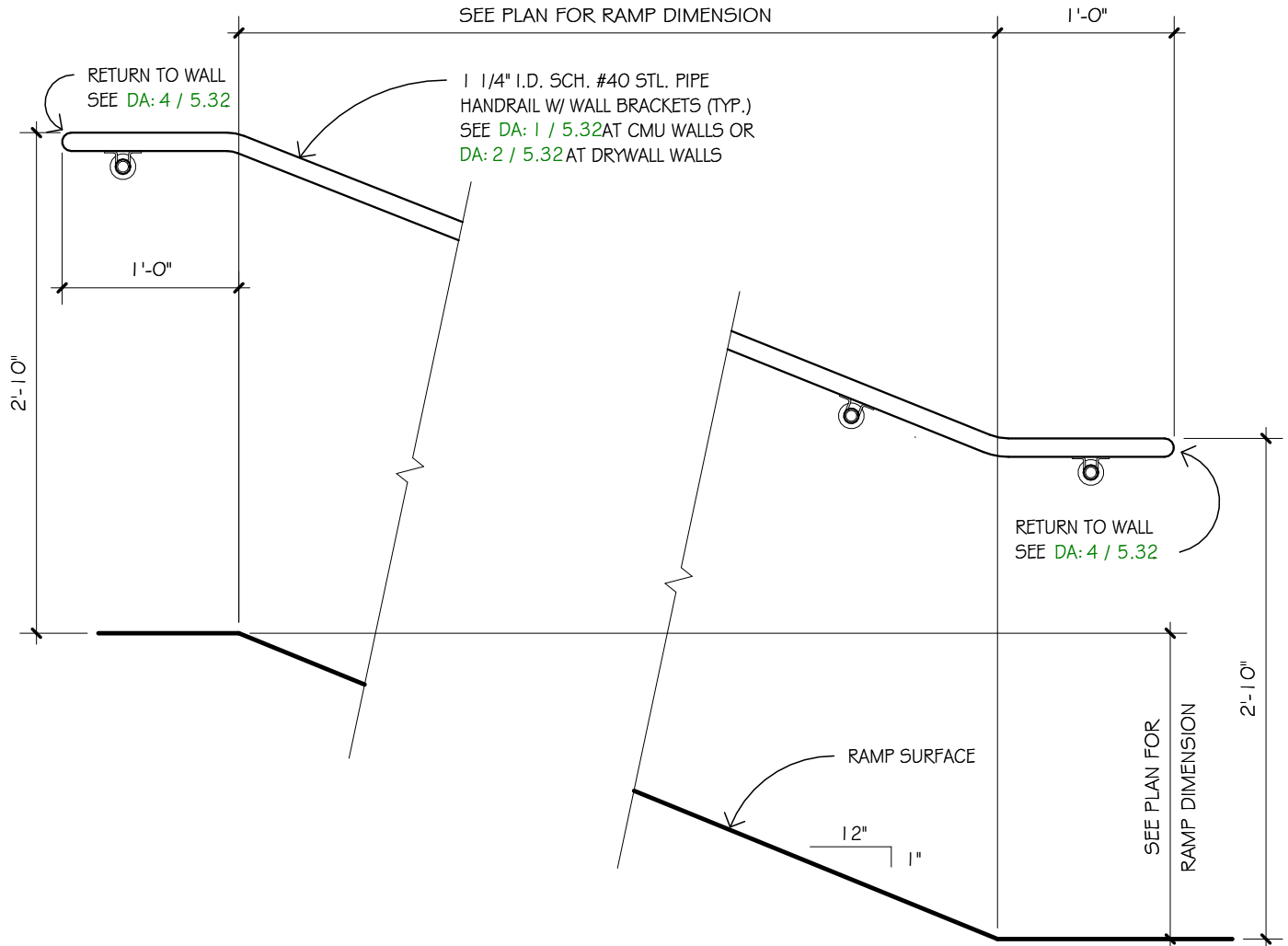
BY: KR

DATE MAY 5, 2026

REV.:

DA: 5.24

HANDRAIL AND BRACKETS TO BE
PAINTED WITH FINISH NO. 1E



1" = 1'-0" TYP. RAMP HANDRAIL DETAIL

5.25



HOENER ARCHITECTS, LLC

6707 PLAINVIEW AVENUE
ST. LOUIS, MISSOURI 63109
OFFICE: 314.781.9855

WADE R. WELCH
LICENSE #200612354

ARCHITECTURAL CORP.
NO. 000193

PROJECT NO. 25-16E

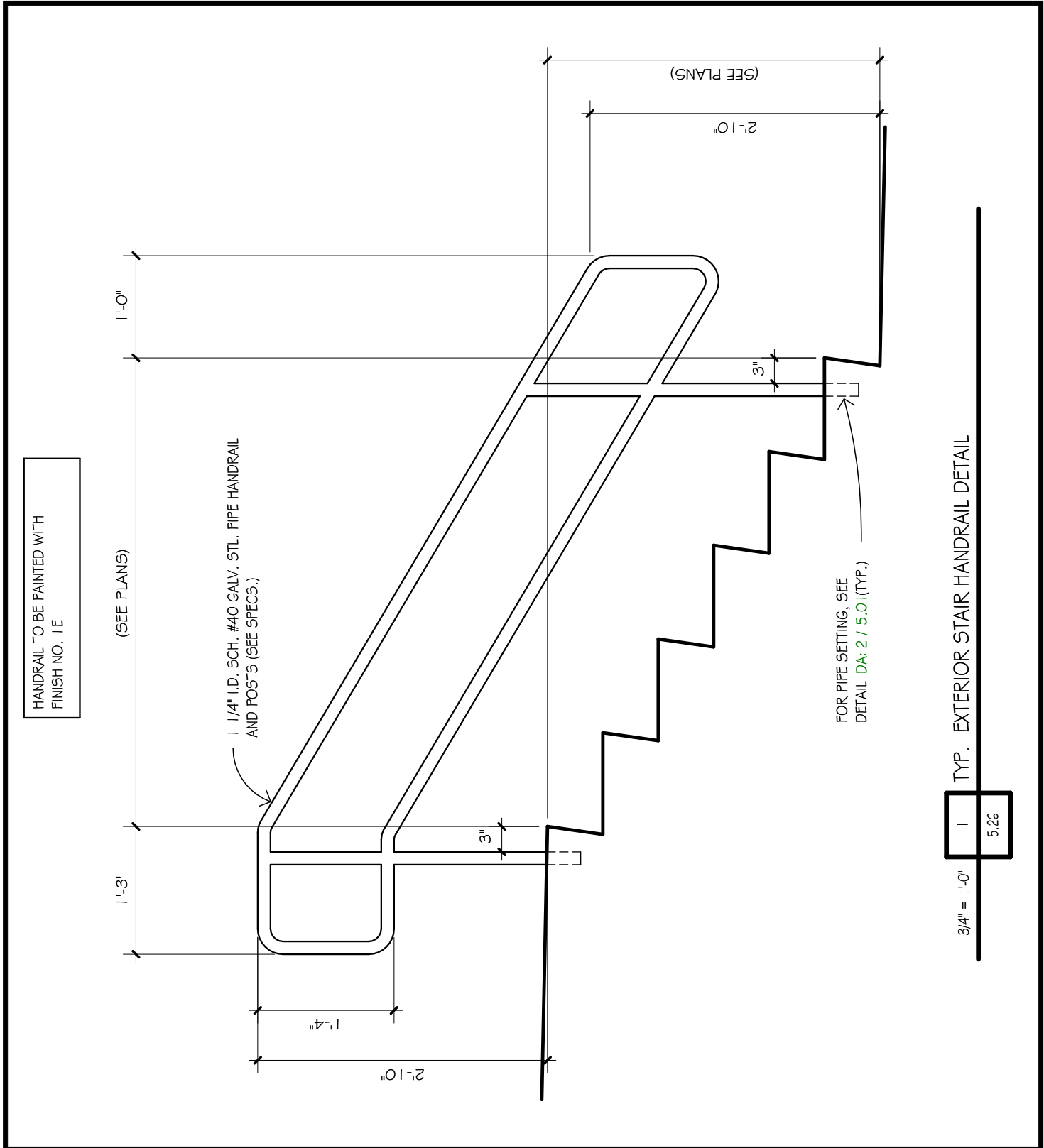


BY: BF

DATE MAY 5, 2026

REV.:

DA: 5.25




3/4" = 1'-0" | TYP. EXTERIOR STAIR HANDRAIL DETAIL

5.26



HOENER ARCHITECTS, LLC
 6707 PLAINVIEW AVENUE
 ST. LOUIS, MISSOURI 63109
 OFFICE: 314.781.9855



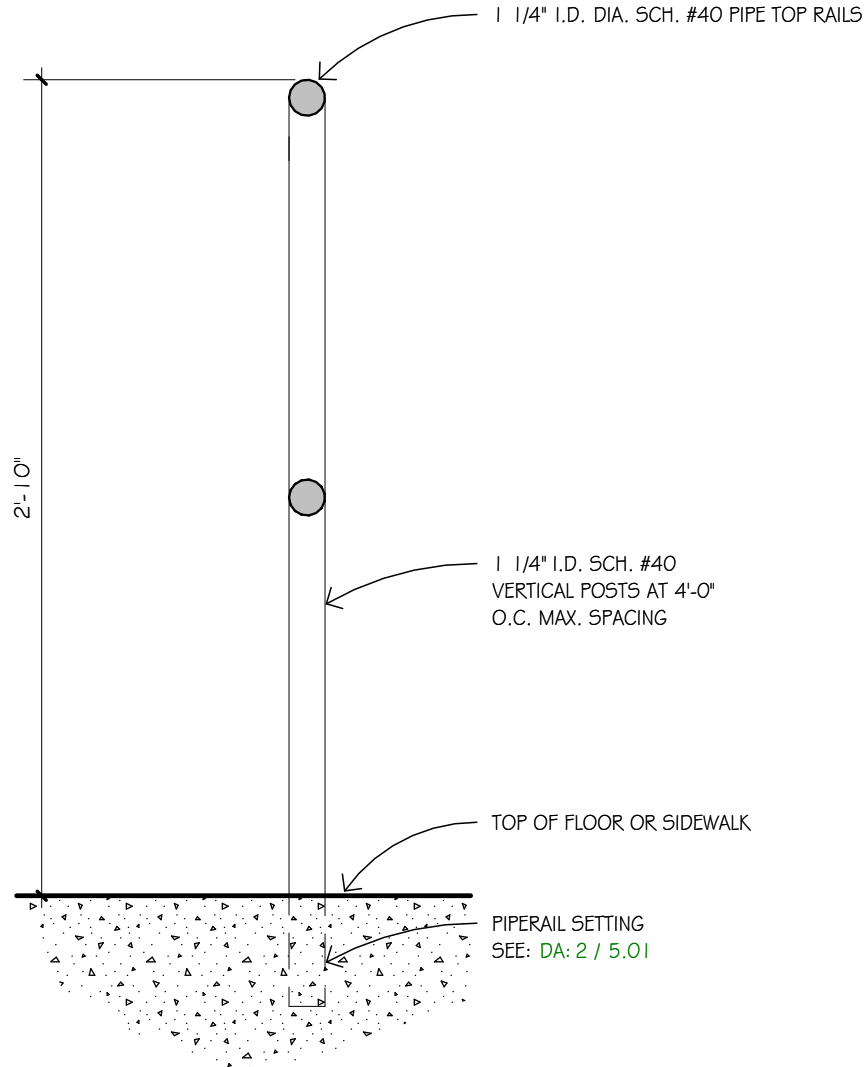
BY: BF
 DATE MAY 5, 2026
 REV.:
 DA: 5.26

WADE R. WELCH
 LICENSE #200612354

ARCHITECTURAL CORP.
 NO. 000193

PROJECT NO. 25-16E

HANDRAIL AND POSTS TO BE PAINTED WITH FINISH NO. 1E



1 1/2" = 1'-0"

1
5.31B

STEEL HANDRAIL ON POST DETAIL




HOENER ARCHITECTS, LLC
6707 PLAINVIEW AVENUE
ST. LOUIS, MISSOURI 63109
OFFICE: 314.781.9855

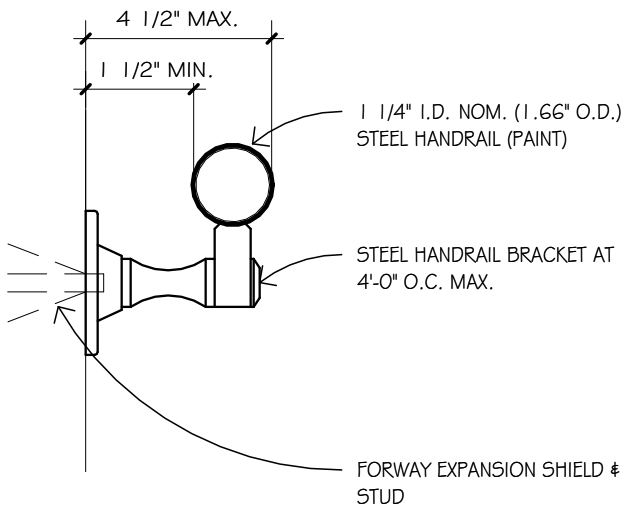
WADE R. WELCH
LICENSE #200612354

ARCHITECTURAL CORP.
NO. 000193

PROJECT NO. 25-16E



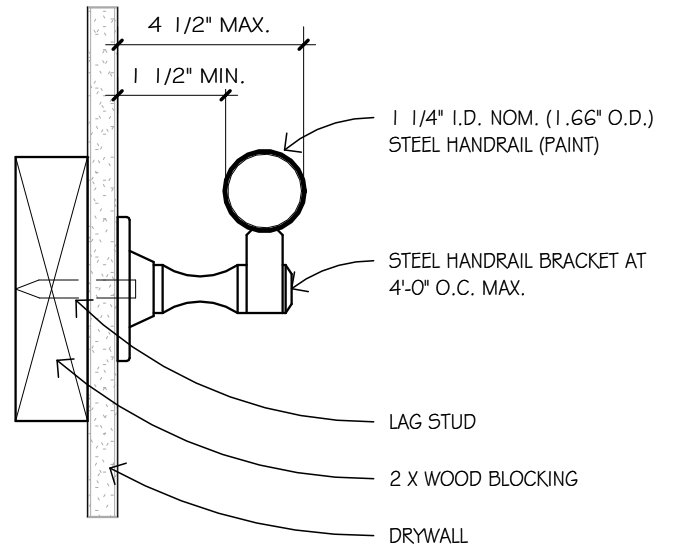
BY: KR
DATE MAY 5, 2026
REV.:
DA: 5.31B



3" = 1'-0"

1
5.32

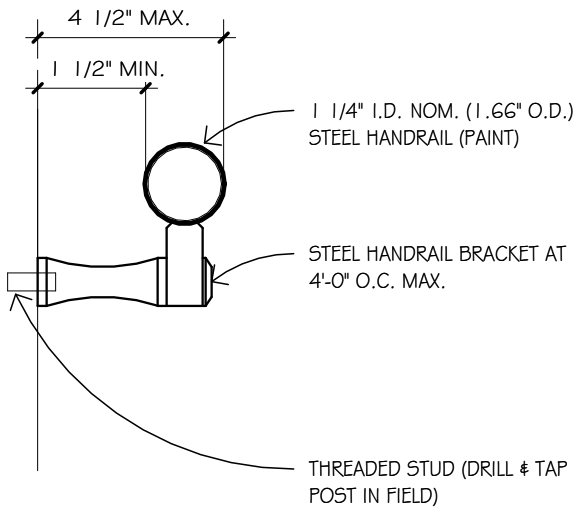
 STL. HANDRAIL BRACKET
AT CONC., C.M.U. & BRICK WALLS



3" = 1'-0"

2
5.32

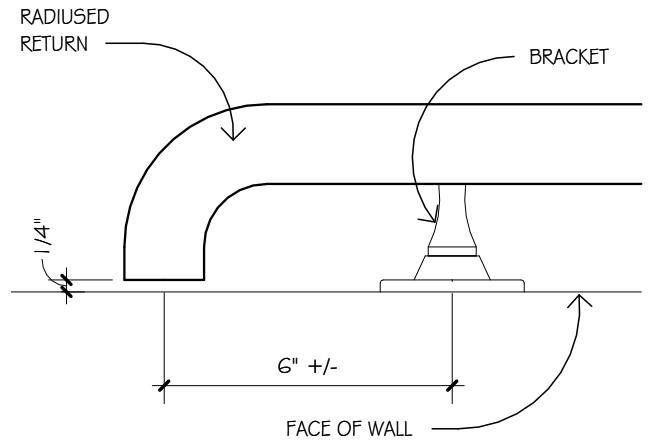
 STL. HANDRAIL BRACKET
AT STUD / DRYWALL WALLS



3" = 1'-0"

3
5.32

 STL. HANDRAIL BRACKET
AT STEEL GUARDRAIL POST



3" = 1'-0"

4
5.32

 STL. HANDRAIL TERMINATION
TYPICAL DETAIL



HOENER ARCHITECTS, LLC
6707 PLAINVIEW AVENUE
ST. LOUIS, MISSOURI 63109
OFFICE: 314.781.9855

WADE R. WELCH
LICENSE #200612354

ARCHITECTURAL CORP.
NO. 000193

PROJECT NO. 25-16E

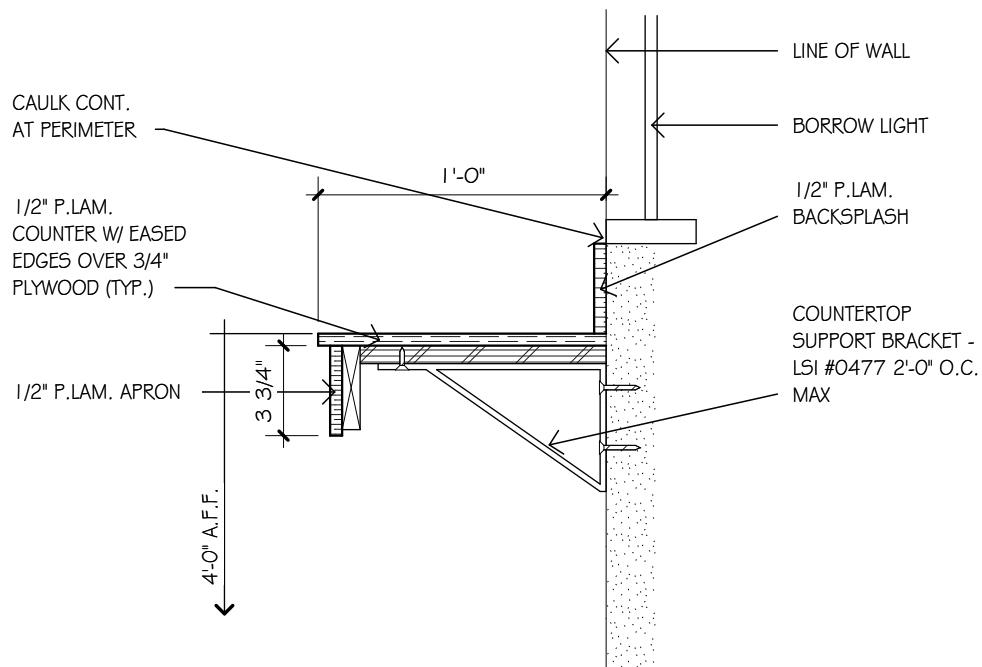


BY: BF

DATE MAY 5, 2026

REV.:

DA: 5.32



HOENER ARCHITECTS, LLC

6707 PLAINVIEW AVENUE
ST. LOUIS, MISSOURI 63109
OFFICE: 314.781.9855

WADE R. WELCH
LICENSE #200612354

ARCHITECTURAL CORP.
NO. 000193

PROJECT NO. 25-16E

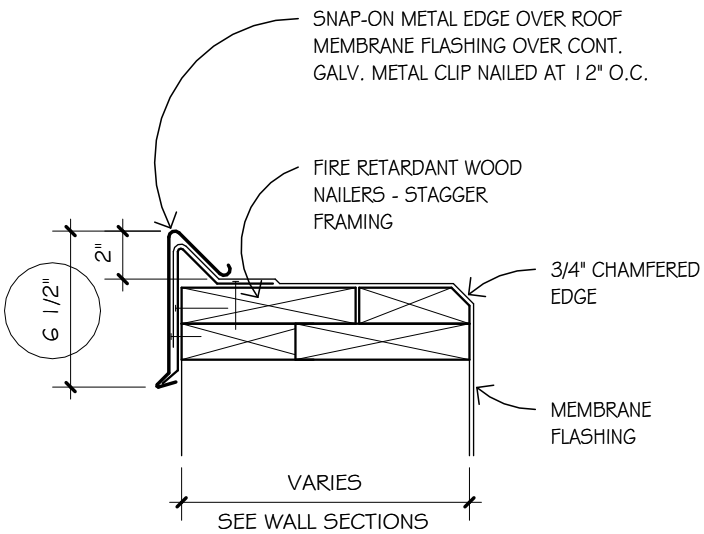


BY: BF

DATE MAY 5, 2026

REV.:

DA: 6.86



1 1/2" = 1'-0"

1
7.01

 METAL EDGE DETAIL
at PARAPET

HOENER ARCHITECTS, LLC
 6707 PLAINVIEW AVENUE
 ST. LOUIS, MISSOURI 63109
 OFFICE: 314.781.9855

WADE R. WELCH
 LICENSE #200612354

ARCHITECTURAL CORP.
 NO. 000193

PROJECT NO. 25-16E

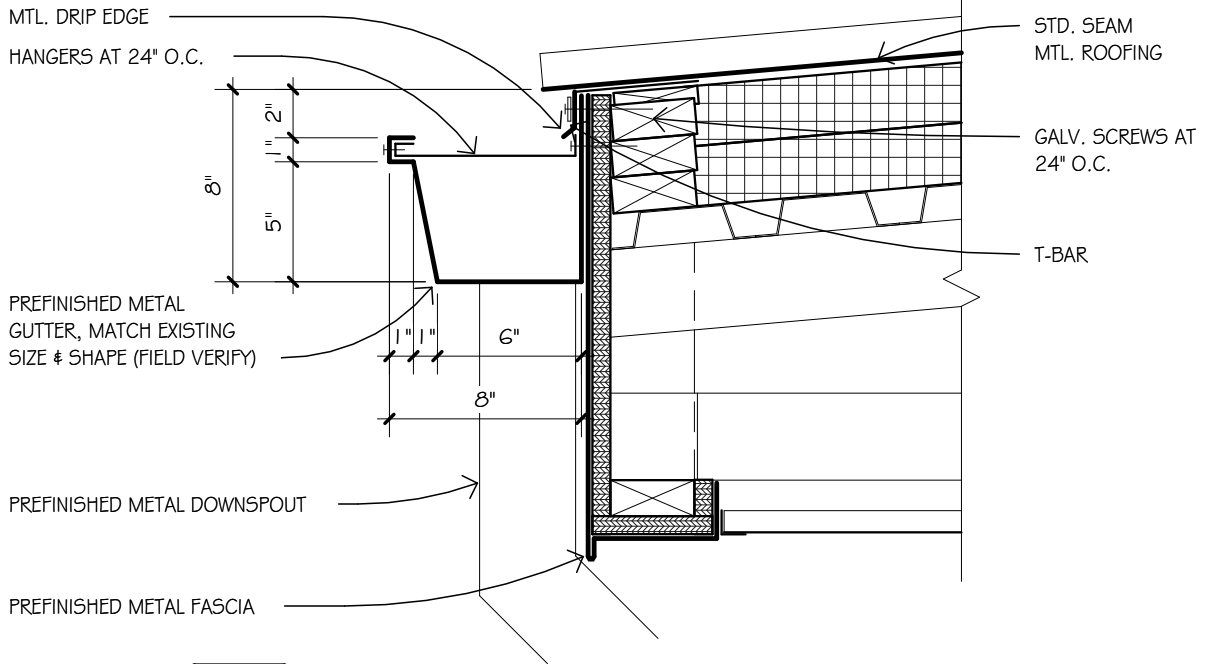


BY: KR

DATE MAY 5, 2026

REV.:

DA: 7.01



1 1/2" = 1'-0"

1
7.03

 FASCIA & GUTTER
at METAL ROOF



HOENER ARCHITECTS, LLC

6707 PLAINVIEW AVENUE
ST. LOUIS, MISSOURI 63109
OFFICE: 314.781.9855

WADE R. WELCH
LICENSE #200612354

ARCHITECTURAL CORP.
NO. 000193

PROJECT NO. 25-16E



BY: BF

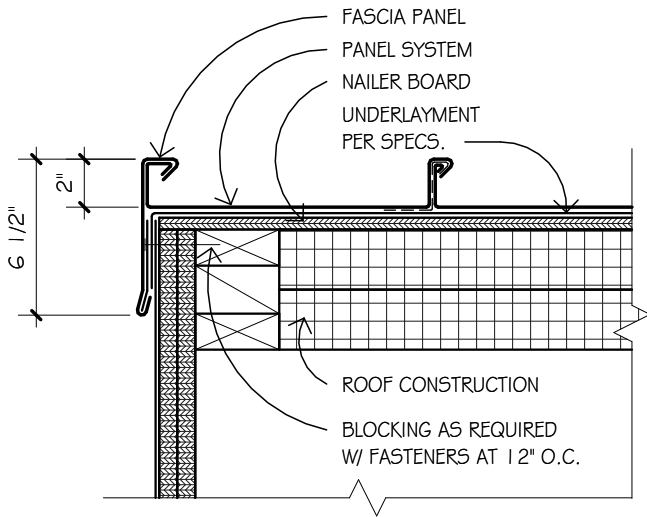
DATE MAY 5, 2026

REV.:

DA: 7.03

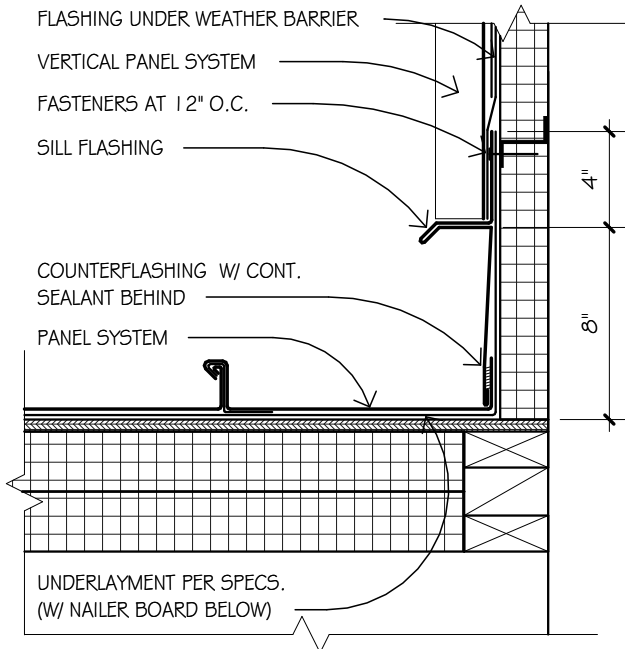
GENERAL NOTES:

1. SEE WALL SECTIONS FOR ADDITIONAL INFORMATION REGARDING WALL / ROOF CONSTRUCTION.
2. REFER TO SPECIFICATIONS FOR MFR. & COLOR INFORMATION REGARDING METAL PANEL SYSTEMS.



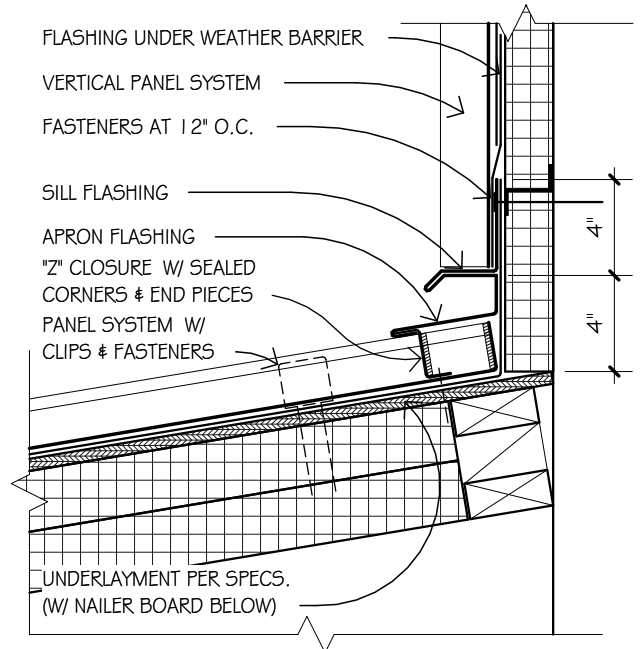
1 1/2" = 1'-0"

1 TYPICAL METAL ROOF EDGE
7.04A at GABLE



1 1/2" = 1'-0"

2 TYP. TRANSITION FLASHING
7.04A at RAKE WALL INTERSECTION



1 1/2" = 1'-0"

3 TYP. TRANSITION FLASHING
7.04A at SLOPED ROOF AND WALL INTERSECTION



HOENER ARCHITECTS, LLC

6707 PLAINVIEW AVENUE
ST. LOUIS, MISSOURI 63109
OFFICE: 314.781.9855

WADE R. WELCH
LICENSE #200612354

ARCHITECTURAL CORP.
NO. 000193

PROJECT NO. 25-16E



BY: BF

DATE MAY 5, 2026

REV.:

DA: 7.04A

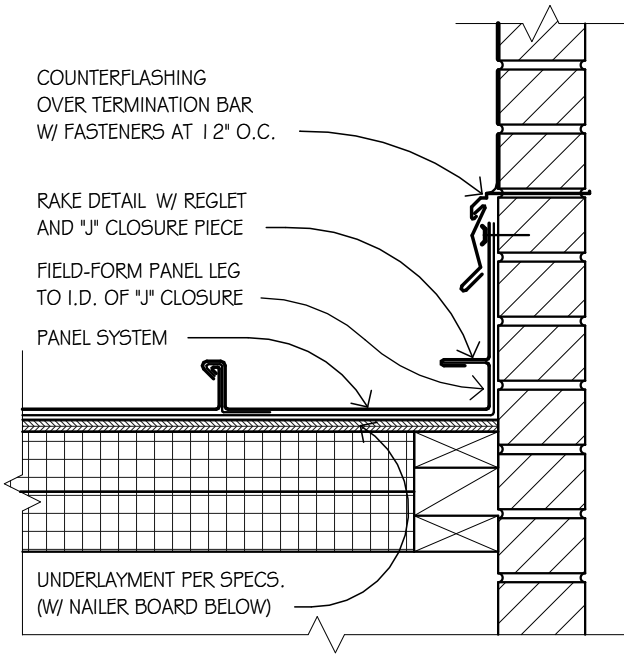
COUNTERFLASHING
OVER TERMINATION BAR
W/ FASTENERS AT 12" O.C.

RAKE DETAIL W/ REGLET
AND "J" CLOSURE PIECE

FIELD-FORM PANEL LEG
TO I.D. OF "J" CLOSURE

PANEL SYSTEM

UNDERLAYMENT PER SPECS.
(W/ NAILER BOARD BELOW)



1 1/2" = 1'-0" 1 TYP. TRANSITION FLASHING
7.04B at RAKE WALL INTERSECTION

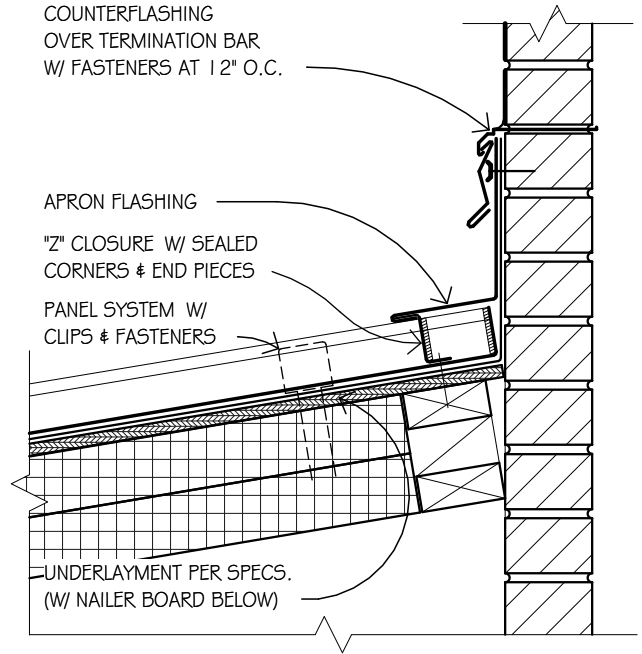
COUNTERFLASHING
OVER TERMINATION BAR
W/ FASTENERS AT 12" O.C.

APRON FLASHING

"Z" CLOSURE W/ SEALED
CORNERS & END PIECES

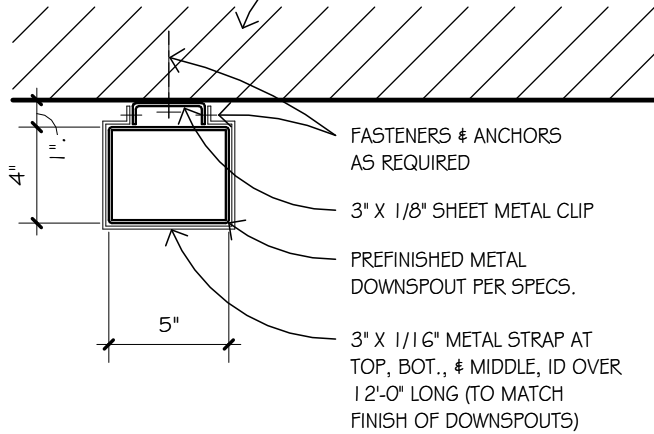
PANEL SYSTEM W/
CLIPS & FASTENERS

UNDERLAYMENT PER SPECS.
(W/ NAILER BOARD BELOW)



1 1/2" = 1'-0" 2 TYP. TRANSITION FLASHING
7.04B at SLOPED ROOF AND WALL INTERSECTION

SEE PLAN & WALL SECTIONS
FOR WALL TYPES



SEE PLAN NOTES FOR DOWNSPOUT SIZES THAT MAY BE DIFFERENT

1 1/2" = 1'-0" 3 TYP. DOWNSPOUT DETAIL
7.04B



HOENER ARCHITECTS, LLC

6707 PLAINVIEW AVENUE
ST. LOUIS, MISSOURI 63109
OFFICE: 314.781.9855

WADE R. WELCH
LICENSE #200612354

ARCHITECTURAL CORP.
NO. 000193

PROJECT NO. 25-16E

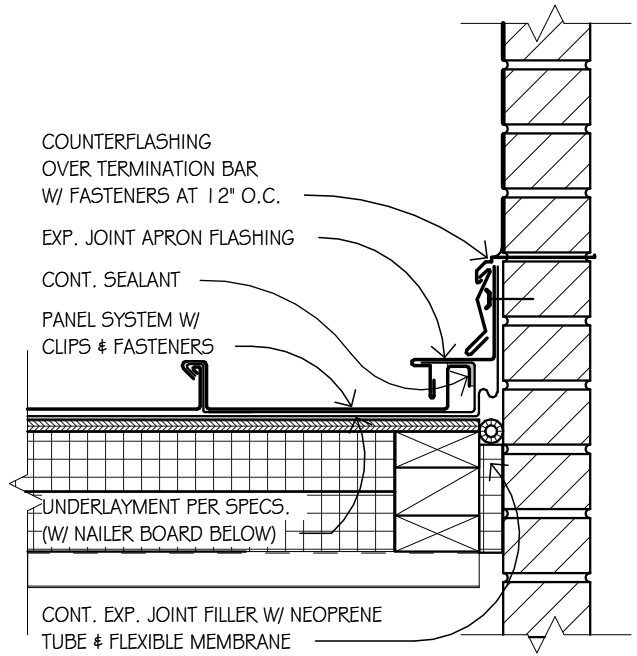


BY: KR

DATE MAY 5, 2026

REV.:

DA: 7.04B



COUNTERFLASHING
OVER TERMINATION BAR
W/ FASTENERS AT 12" O.C.

EXP. JOINT APRON FLASHING

CONT. SEALANT

PANEL SYSTEM W/
CLIPS & FASTENERS

UNDERLAYMENT PER SPECS.
(W/ NAILER BOARD BELOW)

CONT. EXP. JOINT FILLER W/ NEOPRENE
TUBE & FLEXIBLE MEMBRANE

1 1/2" = 1'-0"

1
7.04C

TYP. MTL. ROOF EXP. JOINT

at WALL INTERSECTION




HOENER ARCHITECTS, LLC

6707 PLAINVIEW AVENUE
ST. LOUIS, MISSOURI 63109
OFFICE: 314.781.9855

WADE R. WELCH
LICENSE #200612354

ARCHITECTURAL CORP.
NO. 000193

PROJECT NO. 25-16E



BY: KR

DATE MAY 5, 2026

REV.:

DA: 7.04C

SECURE FLASHING WITH TERM. BAR AND SEALANT OVER AIR / VAPOR / BARRIER, TYP.

SEE WALL TYPES FOR ADDITIONAL INFO.

FACE BRICK OR C.M.U. VENEER W/ ANCHORS PER SPECS & DWGS.

AIR/VAPOR BARRIER OVER ENTIRE SHEATHING (FULL HT. OF WALL), SEE SPECS.

RIGID INSULATION, SEE WALL TYPES

THRU-WALL FLASHING MIN. 1/2" HIGH, SIDE-LAPPED AT LEAST 6" W/ EACH LAP FULLY SEALED TO ARCHITECT'S SATISFACTION

MORTAR NET, SEE SPECS.

MASONRY WEEPS AT 1/6" O.C., THROUGH MASONRY, FULL HEAD HEIGHT

WEEPS & FLASHING MUST BE VISIBLE FOR ARCHITECT'S INSPECTION, SIM TO DA: 1 / 3.01

STAINLESS STEEL EDGE, SEE SPEC.

THRU WALL FLASHING - CAULK OVER CONT.

T-BAR W/ FASTENERS AS REQ'D BY MANUFACTURER FOR WATER TIGHT SEAL (MAX. 6" O.C.)

2-PART SNAP-IN METAL FLASHING SYSTEM W/ 4" TOP FLANGE

SUPPORT FLASHING W/ RIGID INSUL. SUPPORTED BELOW BY WALL TIES OR MECHANICALLY FASTENED TO BACK-UP

MEMBRANE ROOFING & FLASHING ADHERED TO WALL & ROOF CONSTRUCTION (SEE WALL SECTIONS)

4" MIN.

1'-0" MINIMUM (CLOSEST JOINT ABOVE)

1 COURSE MINIMUM

1'-0" MINIMUM MEMBRANE FLASHING

3" = 1'-0"

1

TYPICAL THRU-WALL FLASHING

7.12A

at ROOF INTERSECTION w/ MASONRY WALL BACK-UP



HOENER ARCHITECTS, LLC

6707 PLAINVIEW AVENUE
ST. LOUIS, MISSOURI 63109
OFFICE: 314.781.9855

WADE R. WELCH
LICENSE #200612354

ARCHITECTURAL CORP.
NO. 000193

PROJECT NO. 25-16E

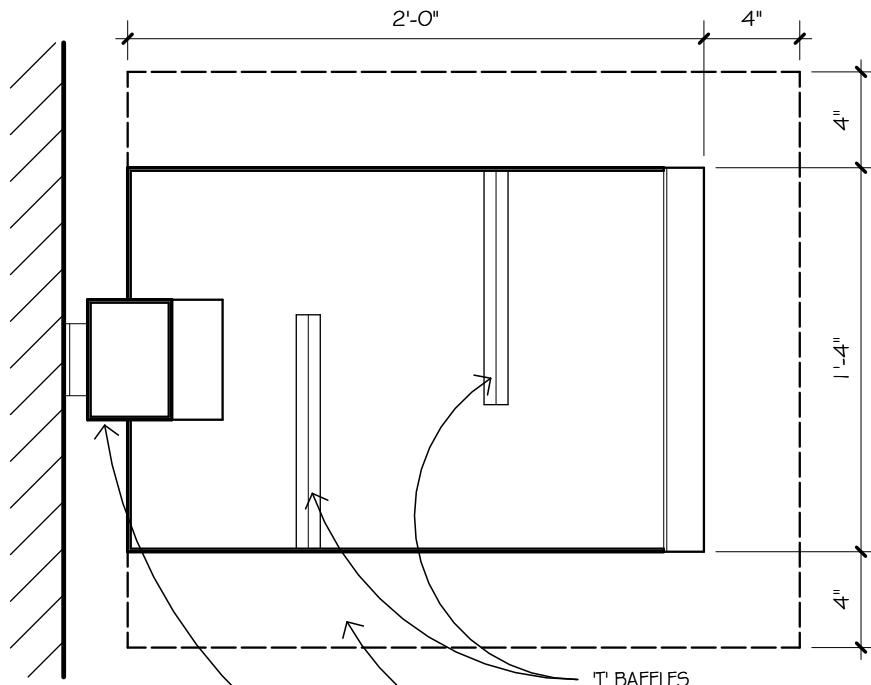


BY: BF

DATE MAY 5, 2026

REV.:

DA: 7.12A

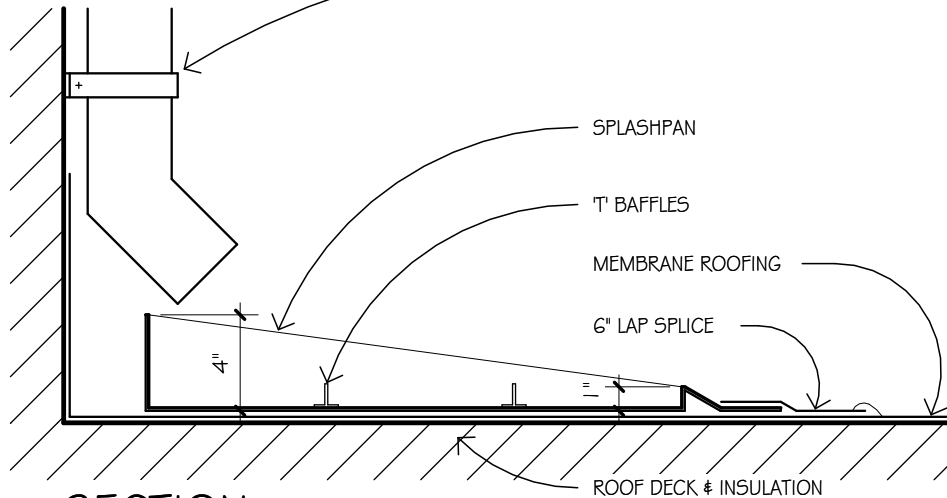


PLAN

T' BAFFLES

FLANGE

DOWNSPOUT & STRAP



SECTION

SPLASHPAN

T' BAFFLES

MEMBRANE ROOFING

6" LAP SPLICE

ROOF DECK & INSULATION

1 1/2" = 1'-0"

1
7.22

SPLASHPAN DETAIL



HOENER ARCHITECTS, LLC

6707 PLAINVIEW AVENUE
ST. LOUIS, MISSOURI 63109
OFFICE: 314.781.9855

WADE R. WELCH
LICENSE #200612354

ARCHITECTURAL CORP.
NO. 000193

PROJECT NO. 25-16E



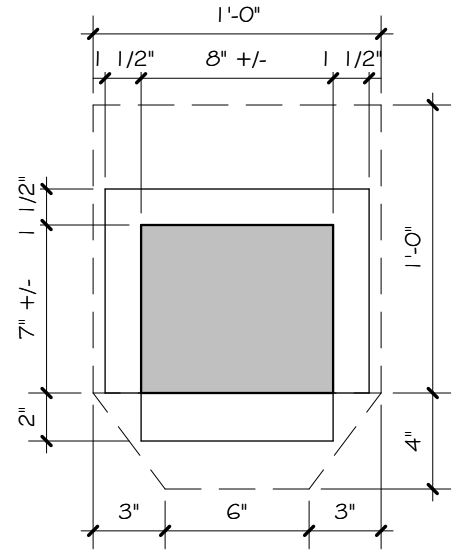
BY: BF

DATE MAY 5, 2026

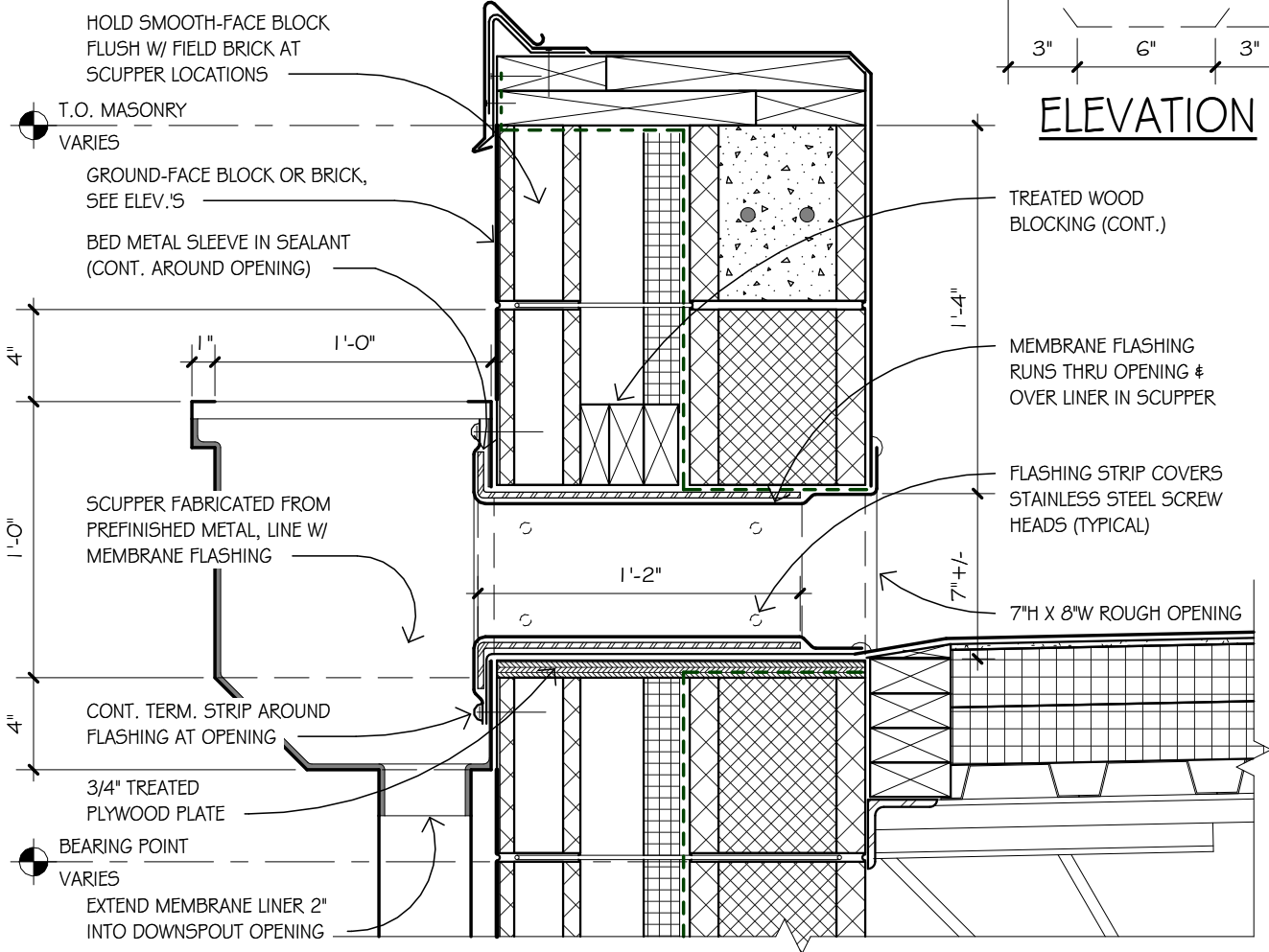
REV.:

DA: 7.22

NOTE:
 BOTTOM OF OPENING THRU PARAPET
 WALL MUST BE THE LOWEST SPOT OF
 ROOF, TO PROVIDE POSITIVE WATER
 DRAINAGE TO COLLECTOR HEAD -
 ADJUST DIMENSIONS AS REQUIRED.



ELEVATION



HOLD SMOOTH-FACE BLOCK
 FLUSH W/ FIELD BRICK AT
 SCUPPER LOCATIONS

T.O. MASONRY
 VARIES

GROUND-FACE BLOCK OR BRICK,
 SEE ELEV.'S

BED METAL SLEEVE IN SEALANT
 (CONT. AROUND OPENING)

TREATED WOOD
 BLOCKING (CONT.)

MEMBRANE FLASHING
 RUNS THRU OPENING &
 OVER LINER IN SCUPPER

FLASHING STRIP COVERS
 STAINLESS STEEL SCREW
 HEADS (TYPICAL)

7" H X 8" W ROUGH OPENING

SCUPPER FABRICATED FROM
 PREFINISHED METAL, LINE W/
 MEMBRANE FLASHING

CONT. TERM. STRIP AROUND
 FLASHING AT OPENING


3/4" TREATED
 PLYWOOD PLATE

BEARING POINT
 VARIES

EXTEND MEMBRANE LINER 2"
 INTO DOWNSPOUT OPENING

1 1/2" = 1'-0" **1** COLLECTOR HEAD DETAIL
 7.31 (at MASONRY PARAPET)

HOENER ARCHITECTS, LLC
 6707 PLAINVIEW AVENUE
 ST. LOUIS, MISSOURI 63109
 OFFICE: 314.781.9855



BY: BF

DATE MAY 5, 2026

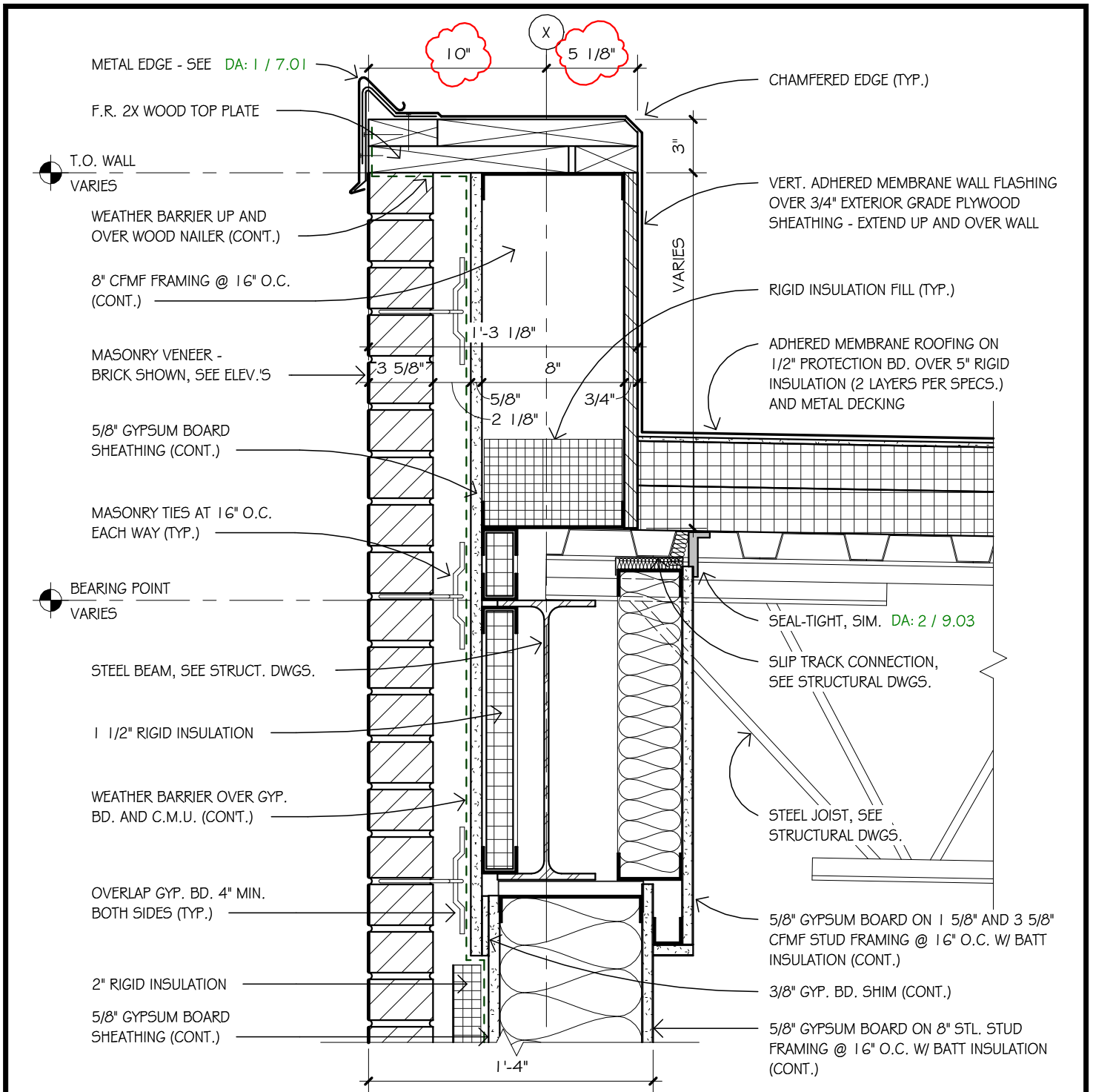
REV.:

DA: 7.31

WADE R. WELCH
 LICENSE #200612354

ARCHITECTURAL CORP.
 NO. 000193


PROJECT NO. 25-16E



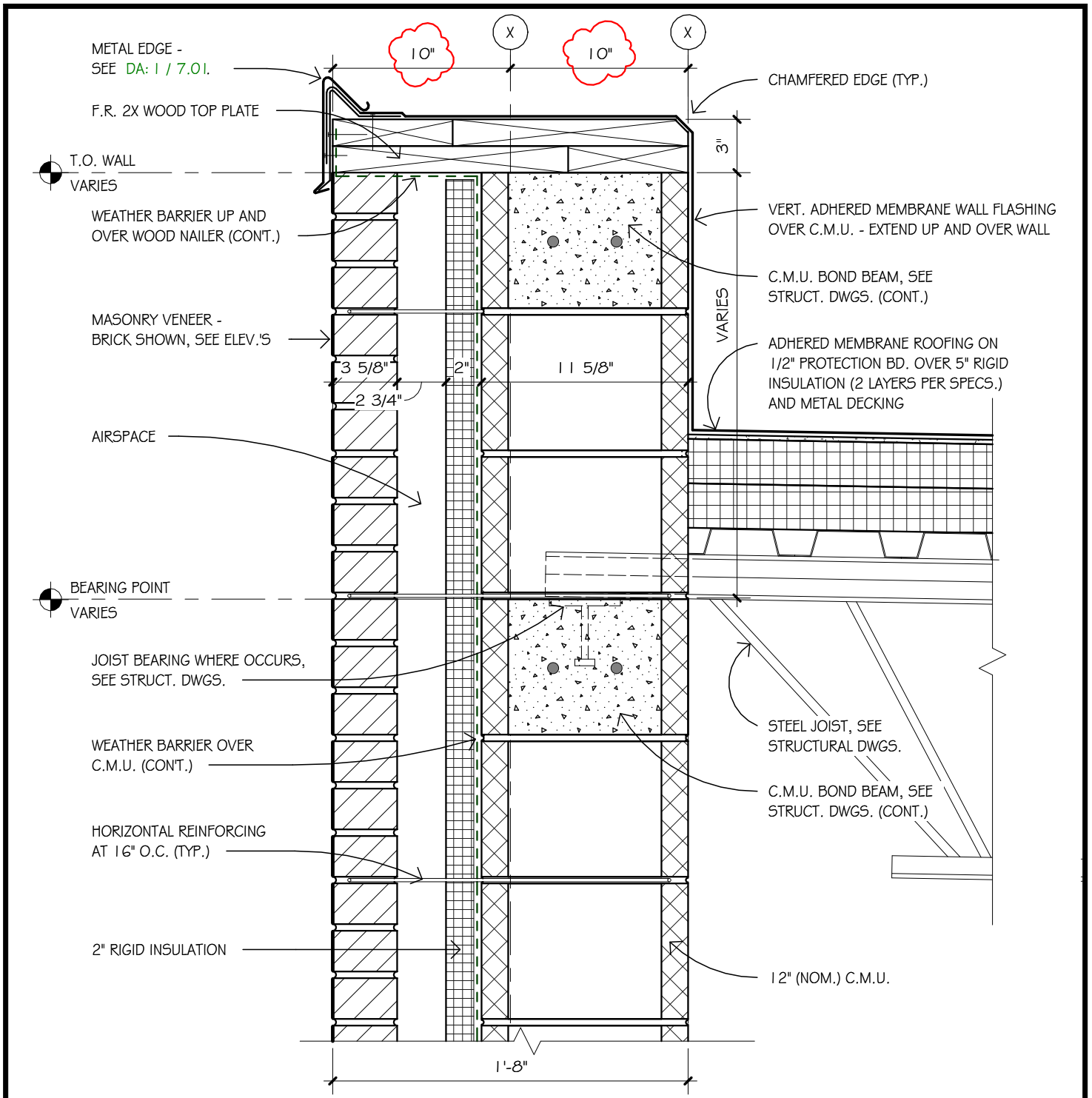
1 1/2" = 1'-0" 1 PARAPET WALL W/ STUDS
7.42 (AT STUD WALL BELOW)

HOENER ARCHITECTS, LLC
 6707 PLAINVIEW AVENUE
 ST. LOUIS, MISSOURI 63109
 OFFICE: 314.781.9855

WADE R. WELCH LICENSE #200612354	ARCHITECTURAL CORP. NO. 000193
PROJECT NO. 25-16E	




BY: BF
DATE MAY 5, 2026
REV.:
DA: 7.42



1 1/2" = 1'-0" 1 PARAPET WALL AT C.M.U.
7.43

HOENER ARCHITECTS, LLC
 6707 PLAINVIEW AVENUE
 ST. LOUIS, MISSOURI 63109
 OFFICE: 314.781.9855



WADE R. WELCH LICENSE #200612354	ARCHITECTURAL CORP. NO. 000193
PROJECT NO. 25-16E	



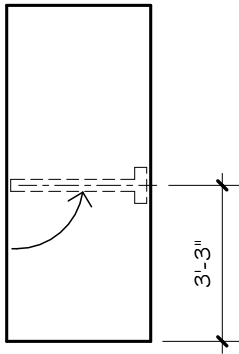
BY: BF
DATE MAY 5, 2026
REV.:
DA: 7.43

BORROWED LIGHT SCHEDULE

PLAN NUMBER	FROM	TO	HEIGHT	WIDTH	FRAME TYPE	SILL HEIGHT	MINUTE RATING	REMARKS
BL-075			6' - 0"	4' - 1"	M-?8	6"		
BL-076			3' - 0"	2' - 10"	M-?9	5' - 8"		
BL-077			4' - 6"	4' - 0"	M-?10	18' - 4"		
BL-078			4' - 6"	4' - 0"	M-?10	4' - 2"		

 <p>HOENER ARCHITECTS, LLC 6707 PLAINVIEW AVENUE ST. LOUIS, MISSOURI 63109 OFFICE: 314.781.9855</p>		BY: AC		
		DATE: MAY 5, 2026		
<table border="1" style="width: 100%; border-collapse: collapse;"> <tr> <td style="width: 50%;">WADE R. WELCH LICENSE #200612354</td> <td style="width: 50%;">ARCHITECTURAL CORP. NO. 000193</td> </tr> </table>	WADE R. WELCH LICENSE #200612354	ARCHITECTURAL CORP. NO. 000193		REV.:
WADE R. WELCH LICENSE #200612354	ARCHITECTURAL CORP. NO. 000193			
PROJECT NO. 25-16E		DA: 8.02		

PANIC DEVICE
WHERE REQUIRED
BY SPECIFICATIONS



F FLUSH

F-20 FLUSH
20-MIN. LABEL
POSITIVE PRESSURE

F-45 FLUSH
"C" LABEL (45 MIN.)
POSITIVE PRESSURE

F-60 FLUSH
60-MIN. LABEL
POSITIVE PRESSURE

F-90 FLUSH
"B" LABEL (90 MIN.)
POSITIVE PRESSURE

DOOR TYPE ELEVATIONS: FLUSH DOORS



HOENER ARCHITECTS, LLC

6707 PLAINVIEW AVENUE
ST. LOUIS, MISSOURI 63109
OFFICE: 314.781.9855

WADE R. WELCH
LICENSE #200612354

ARCHITECTURAL CORP.
NO. 000193

PROJECT NO. 25-16E

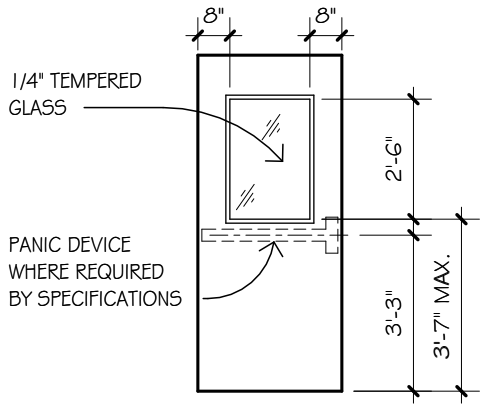


BY: KR

DATE MAY 5, 2026

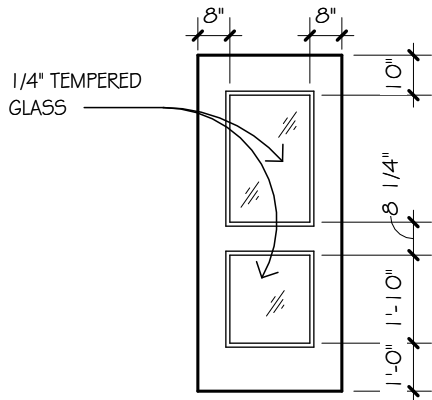
REV.:

DA: 8.03A



GH HALF GLASS

GH-20 HALF GLASS
20-MIN. LABEL
POSITIVE PRESSURE



G2 TWO LITE GLASS

NOTES:

- ALL WOOD DOORS TO BE SOLID CORE, UNLESS NOTED OTHERWISE (U.N.O.)
- ALL INTERIOR METAL DOORS TO BE HOLLOW METAL (U.N.O.)
- ALL EXTERIOR METAL DOORS TO BE INSULATED.
- ALL FRP DOORS TO BE INSULATED (U.N.O.)
- ALL STORM SHELTER DOORS SHALL MEET REQUIREMENTS OF CURRENT ICC 500 STANDARDS.

DOOR TYPE ELEVATIONS: GLAZED DOORS



HOENER ARCHITECTS, LLC

6707 PLAINVIEW AVENUE
ST. LOUIS, MISSOURI 63109
OFFICE: 314.781.9855

WADE R. WELCH
LICENSE #200612354

ARCHITECTURAL CORP.
NO. 000193

PROJECT NO. 25-16E

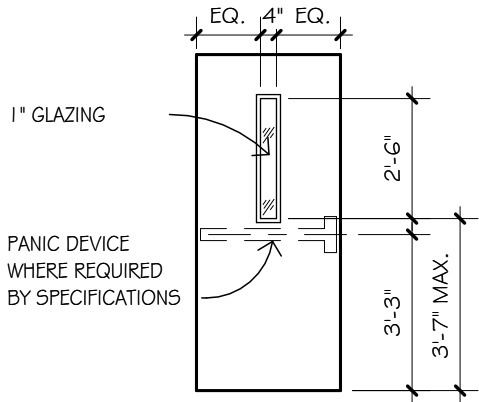


BY: KR

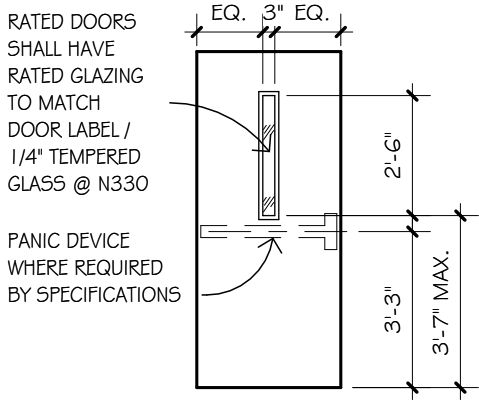
DATE MAY 5, 2026

REV.:

DA: 8.03B



N430 4 X 30 NARROW LITE
EXTERIOR FRP w/ 1" GLAZING




N330 3 X 30 NARROW LITE
N330-20 3 X 30 NARROW LITE
20-MIN. LABEL
POSITIVE PRESSURE
N330-45 3 X 30 NARROW LITE
"C" LABEL (45-MIN.)
POSITIVE PRESSURE

N330-60 3 X 30 NARROW LITE
60-MIN. LABEL
POSITIVE PRESSURE
N330-90 3 X 30 NARROW LITE
"B" LABEL (90 MIN.)
POSITIVE PRESSURE

DOOR TYPE ELEVATIONS: GLAZED DOORS



HOENER ARCHITECTS, LLC
6707 PLAINVIEW AVENUE
ST. LOUIS, MISSOURI 63109
OFFICE: 314.781.9855

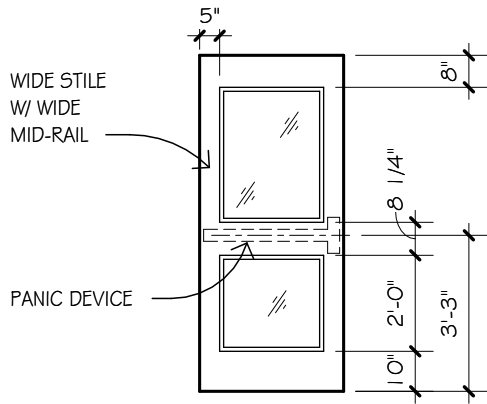


BY: KR
DATE MAY 5, 2026
REV.:
DA: 8.03C

WADE R. WELCH
LICENSE #200612354

ARCHITECTURAL CORP.
NO. 000193

PROJECT NO. 25-16E



A2 ALUMINUM ENTRANCE
1" TEMPERED TINTED,
INSULATED GLASS

DOOR TYPE ELEVATIONS: ALUMINUM DOORS



HOENER ARCHITECTS, LLC

6707 PLAINVIEW AVENUE
ST. LOUIS, MISSOURI 63109
OFFICE: 314.781.9855

WADE R. WELCH
LICENSE #200612354

ARCHITECTURAL CORP.
NO. 000193

PROJECT NO. 25-16E

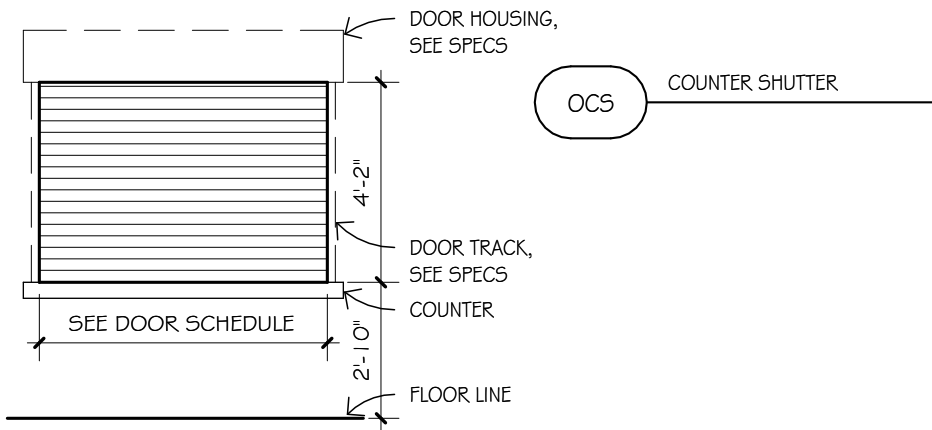


BY: KR

DATE MAY 5, 2026

REV.:

DA: 8.03E



DOOR TYPE ELEVATIONS: COUNTER SHUTTER AND GATES



HOENER ARCHITECTS, LLC

6707 PLAINVIEW AVENUE
ST. LOUIS, MISSOURI 63109
OFFICE: 314.781.9855

WADE R. WELCH
LICENSE #200612354

ARCHITECTURAL CORP.
NO. 000193

PROJECT NO. 25-16E

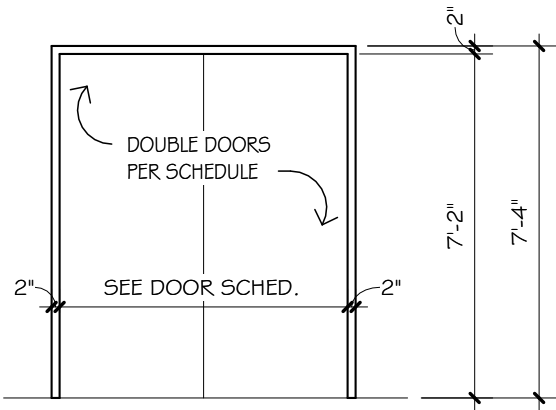


BY: KR

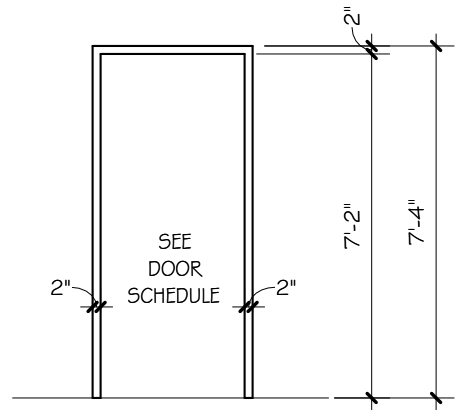
DATE MAY 5, 2026

REV.:

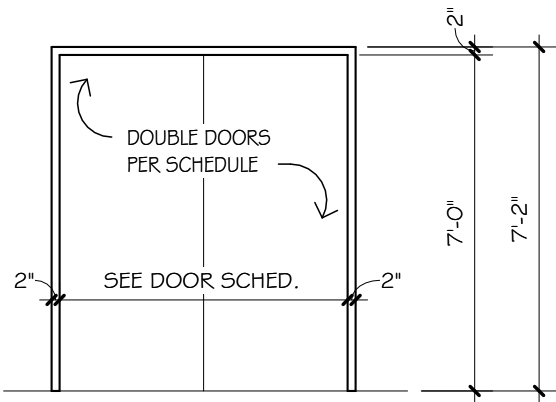
DA: 8.03H



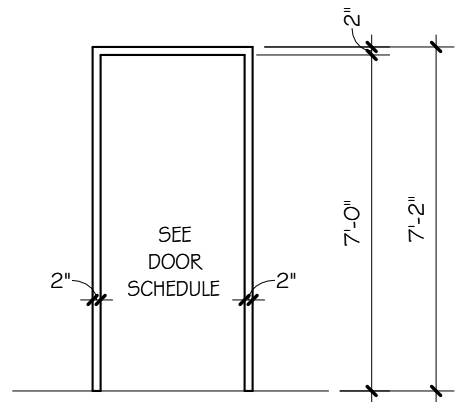
FRAME TYPE M-2
(SEE SCHEDULE FOR TYPICAL DETAILS)



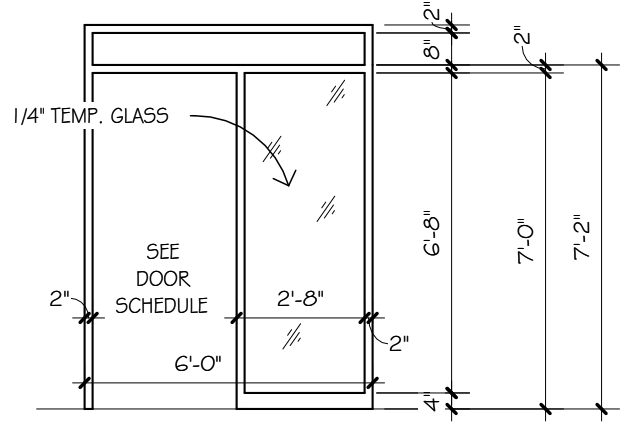
FRAME TYPE M-1
(SEE SCHEDULE FOR TYPICAL DETAILS)



FRAME TYPE M-3
(SEE SCHEDULE FOR TYPICAL DETAILS)



FRAME TYPE M-4
(SEE SCHEDULE FOR TYPICAL DETAILS)



FRAME TYPE M-5
(SEE SCHEDULE FOR TYPICAL DETAILS)

HOLLOW METAL DOOR FRAME ELEVATIONS

HOENER ARCHITECTS, LLC
 6707 PLAINVIEW AVENUE
 ST. LOUIS, MISSOURI 63109
 OFFICE: 314.781.9855

WADE R. WELCH
 LICENSE #200612354

ARCHITECTURAL CORP.
 NO. 000193

PROJECT NO. 25-16E


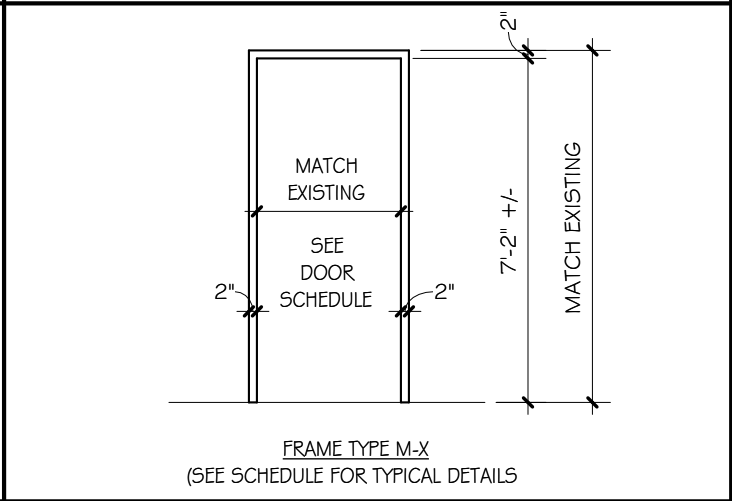
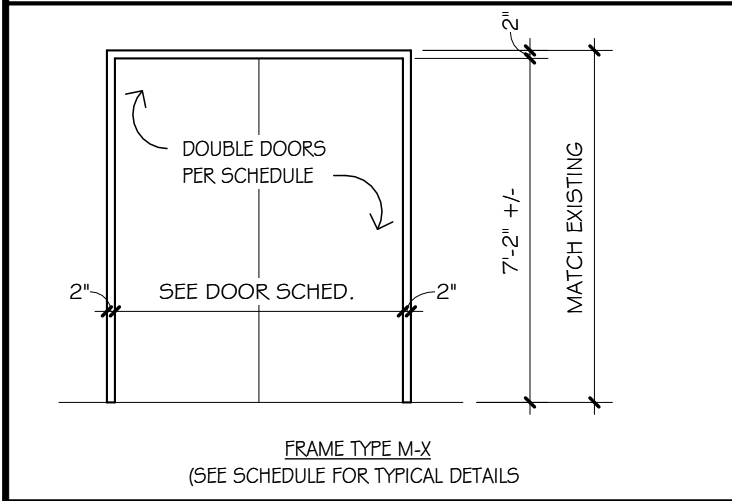
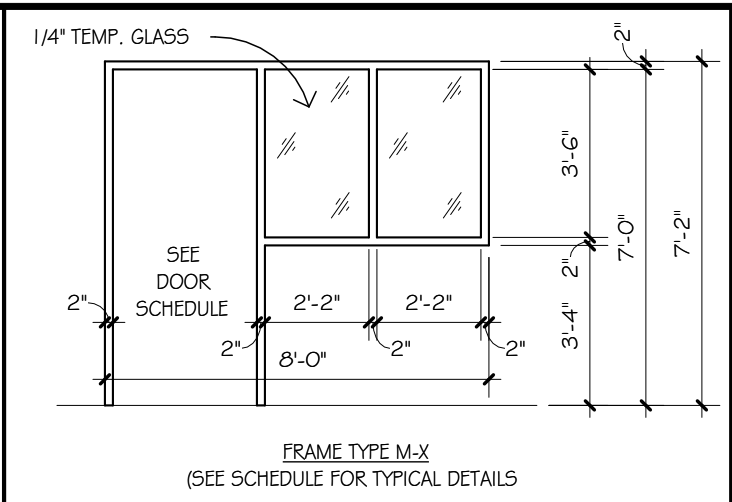
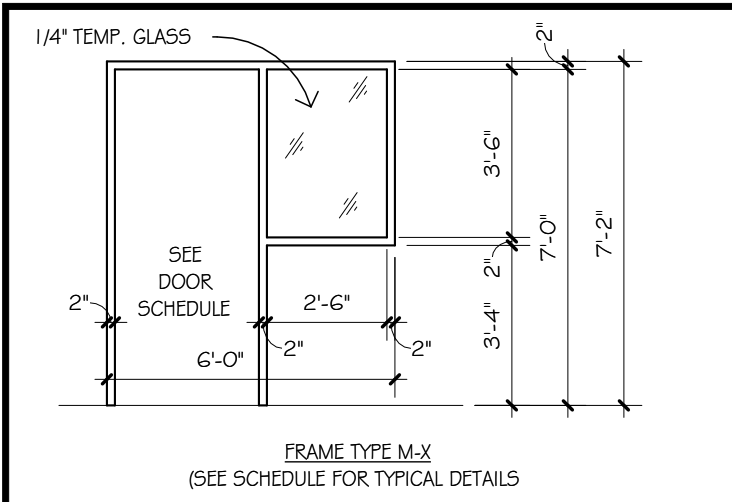


BY: KR


DATE MAY 5, 2026

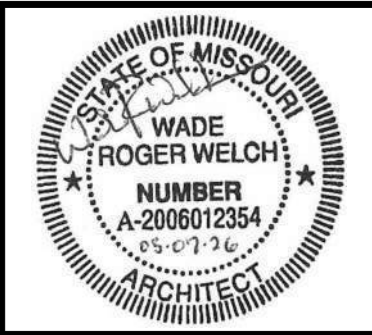
REV.:

DA: 8.04A

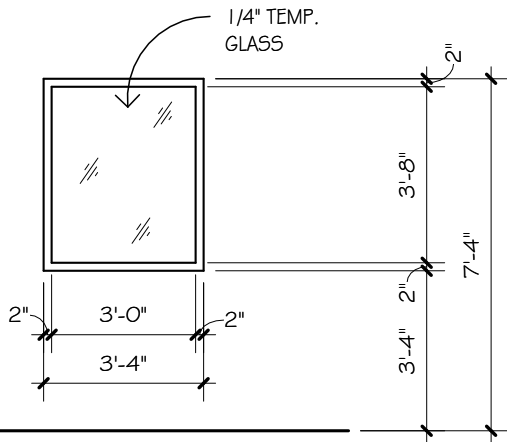


HOLLOW METAL DOOR FRAME ELEVATIONS

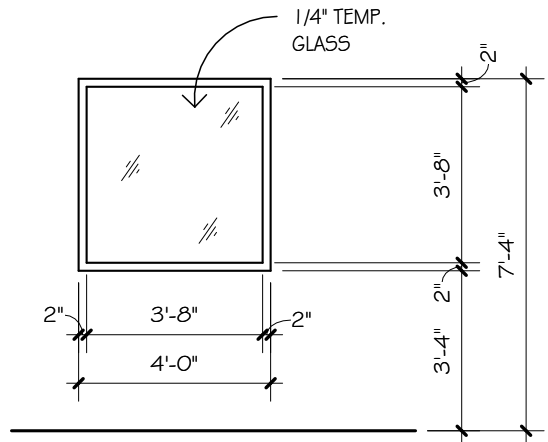
 HOENER ARCHITECTS, LLC 6707 PLAINVIEW AVENUE ST. LOUIS, MISSOURI 63109 OFFICE: 314.781.9855	
WADE R. WELCH LICENSE #200612354	ARCHITECTURAL CORP. NO. 000193
PROJECT NO. 25-16E	



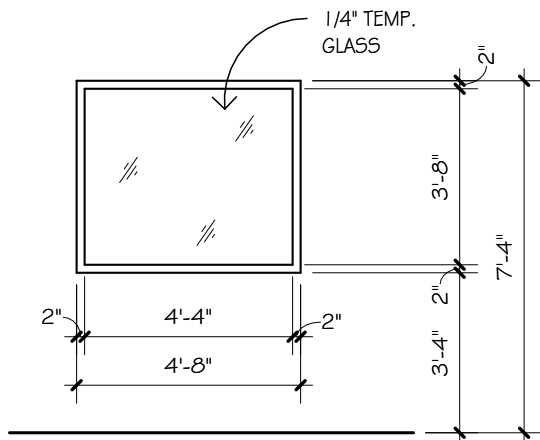
BY: BF
DATE MAY 5, 2026
REV.:
DA: 8.04B



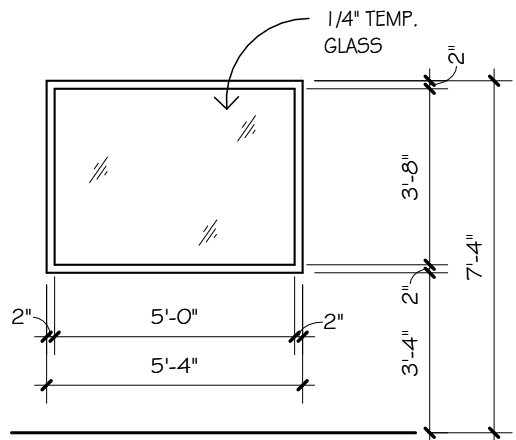
FRAME TYPE M-X
(SEE SCHEDULE FOR TYPICAL DETAILS)



FRAME TYPE M-X
(SEE SCHEDULE FOR TYPICAL DETAILS)



FRAME TYPE M-X
(SEE SCHEDULE FOR TYPICAL DETAILS)



FRAME TYPE M-X
(SEE SCHEDULE FOR TYPICAL DETAILS)

BORROW LIGHT FRAME ELEVATIONS



HOENER ARCHITECTS, LLC
 6707 PLAINVIEW AVENUE
 ST. LOUIS, MISSOURI 63109
 OFFICE: 314.781.9855

WADE R. WELCH
 LICENSE #200612354

ARCHITECTURAL CORP.
 NO. 000193

PROJECT NO. 25-16E

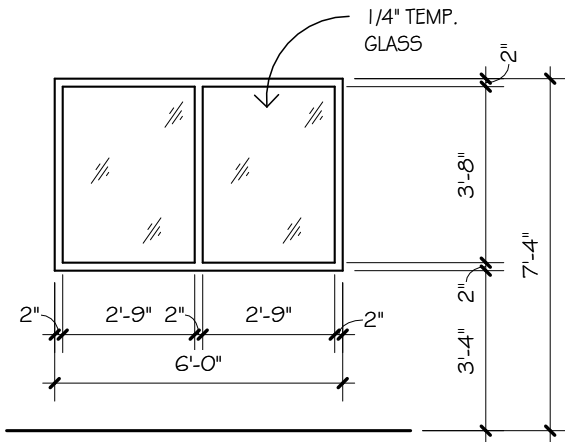


BY: BF

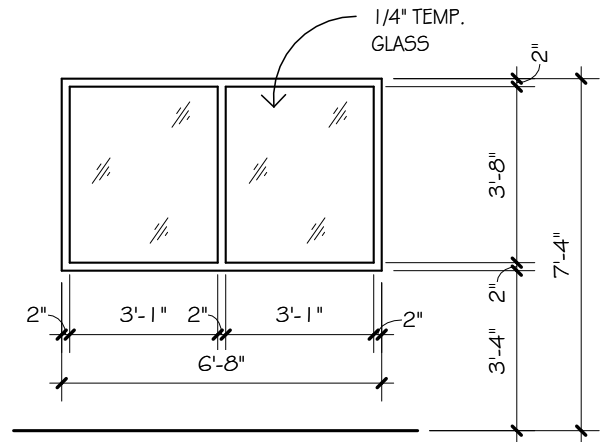
DATE MAY 5, 2026

REV.:

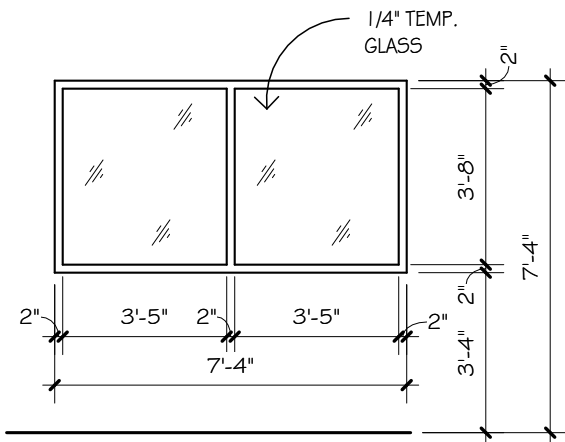
DA: 8.05A



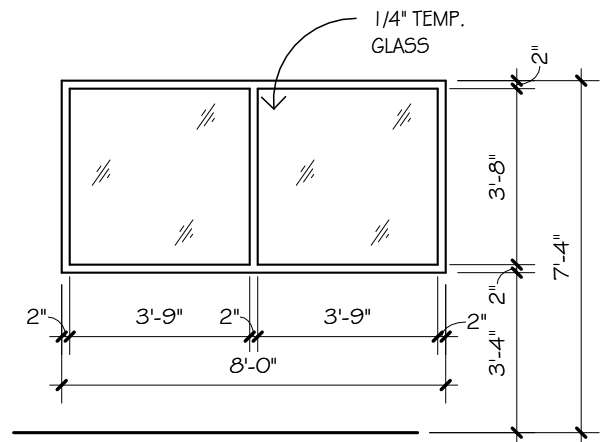
FRAME TYPE M-X
(SEE SCHEDULE FOR TYPICAL DETAILS)



FRAME TYPE M-X
(SEE SCHEDULE FOR TYPICAL DETAILS)



FRAME TYPE M-X
(SEE SCHEDULE FOR TYPICAL DETAILS)



FRAME TYPE M-X
(SEE SCHEDULE FOR TYPICAL DETAILS)

BORROW LIGHT FRAME ELEVATIONS



HOENER ARCHITECTS, LLC
6707 PLAINVIEW AVENUE
ST. LOUIS, MISSOURI 63109
OFFICE: 314.781.9855

WADE R. WELCH
LICENSE #200612354

ARCHITECTURAL CORP.
NO. 000193

PROJECT NO. 25-16E

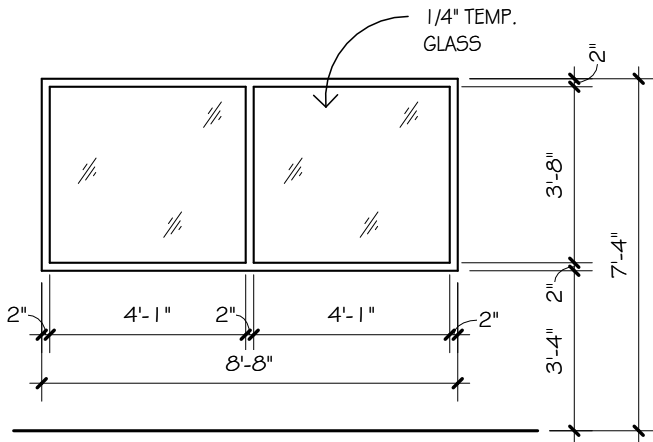


BY: BF

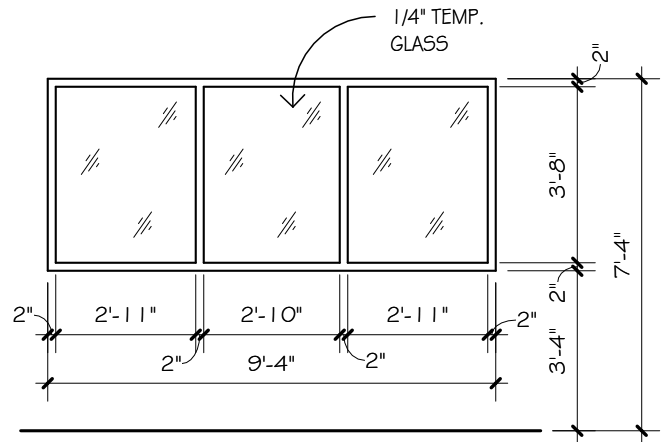
DATE MAY 5, 2026

REV.:

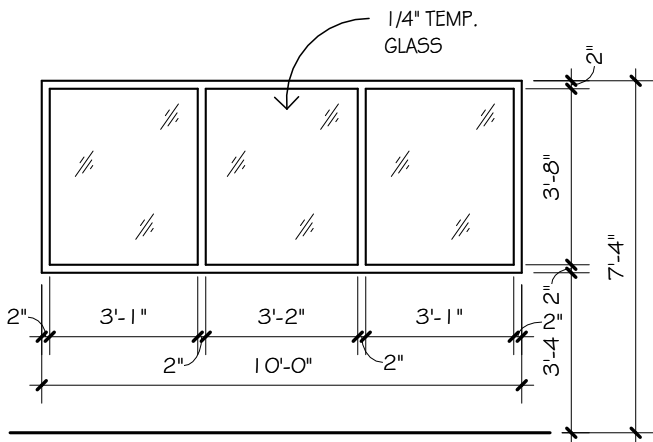
DA: 8.05B



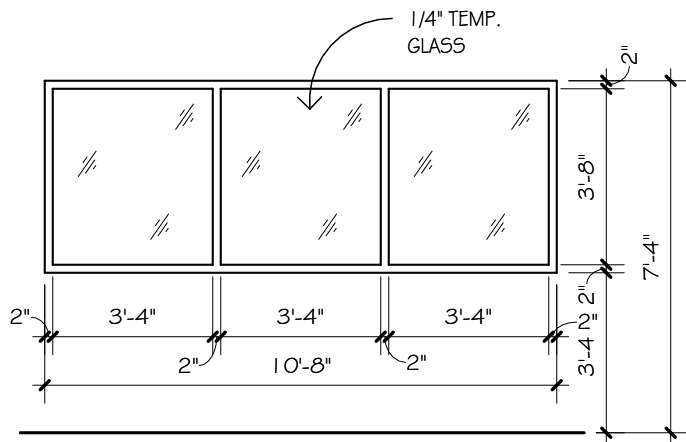
FRAME TYPE M-X
(SEE SCHEDULE FOR TYPICAL DETAILS)



FRAME TYPE M-X
(SEE SCHEDULE FOR TYPICAL DETAILS)



FRAME TYPE M-X
(SEE SCHEDULE FOR TYPICAL DETAILS)



FRAME TYPE M-X
(SEE SCHEDULE FOR TYPICAL DETAILS)

BORROW LIGHT FRAME ELEVATIONS



HOENER ARCHITECTS, LLC
 6707 PLAINVIEW AVENUE
 ST. LOUIS, MISSOURI 63109
 OFFICE: 314.781.9855

WADE R. WELCH
 LICENSE #200612354

ARCHITECTURAL CORP.
 NO. 000193

PROJECT NO. 25-16E

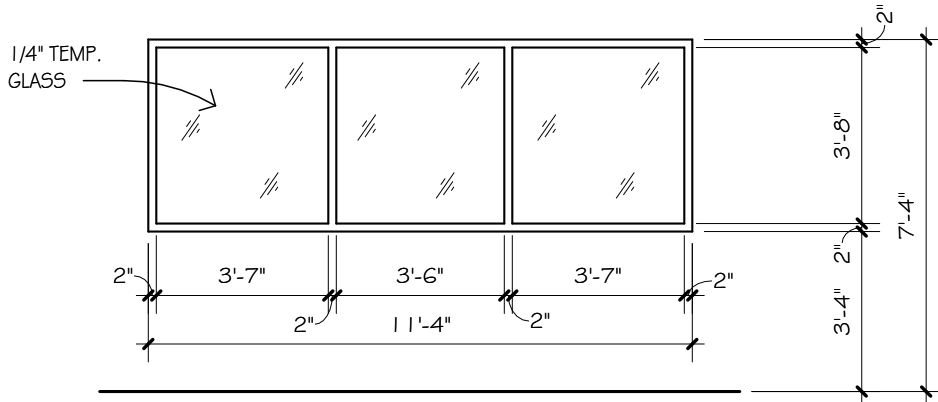


BY: BF

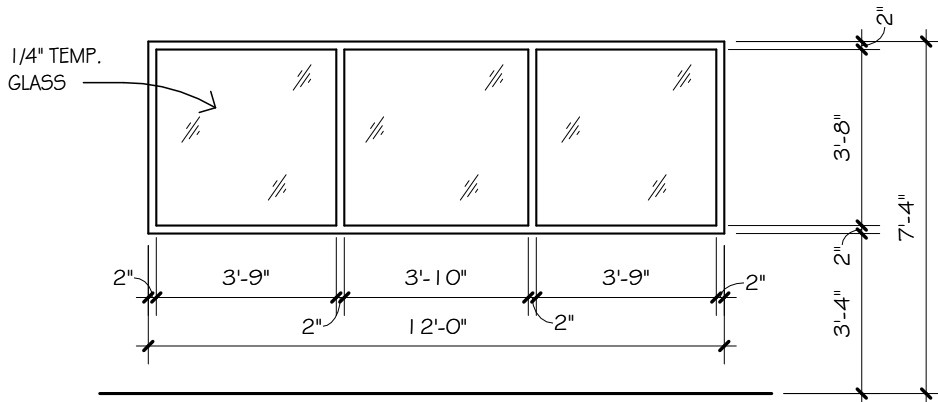
DATE MAY 5, 2026

REV.:

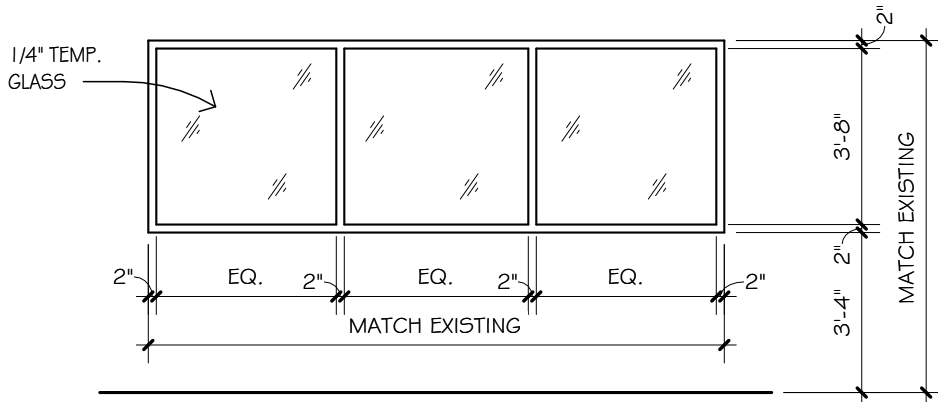
DA: 8.05C



FRAME TYPE M-X
(SEE SCHEDULE FOR TYPICAL DETAILS)



FRAME TYPE M-X
(SEE SCHEDULE FOR TYPICAL DETAILS)



FRAME TYPE M-X
(SEE SCHEDULE FOR TYPICAL DETAILS)

BORROW LIGHT FRAME ELEVATIONS



HOENER ARCHITECTS, LLC
6707 PLAINVIEW AVENUE
ST. LOUIS, MISSOURI 63109
OFFICE: 314.781.9855

WADE R. WELCH
LICENSE #200612354

ARCHITECTURAL CORP.
NO. 000193

PROJECT NO. 25-16E

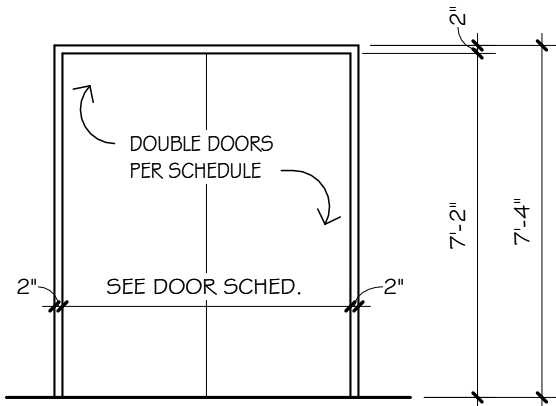


BY: BF

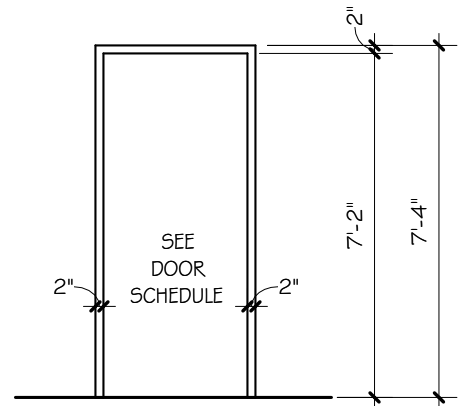
DATE MAY 5, 2026

REV.:

DA: 8.05D



FRAME TYPE AL-X
(SEE SCHEDULE FOR TYPICAL DETAILS)



FRAME TYPE AL-X
(SEE SCHEDULE FOR TYPICAL DETAILS)



HOENER ARCHITECTS, LLC

6707 PLAINVIEW AVENUE
ST. LOUIS, MISSOURI 63109
OFFICE: 314.781.9855

WADE R. WELCH
LICENSE #200612354

ARCHITECTURAL CORP.
NO. 000193

PROJECT NO. 25-16E

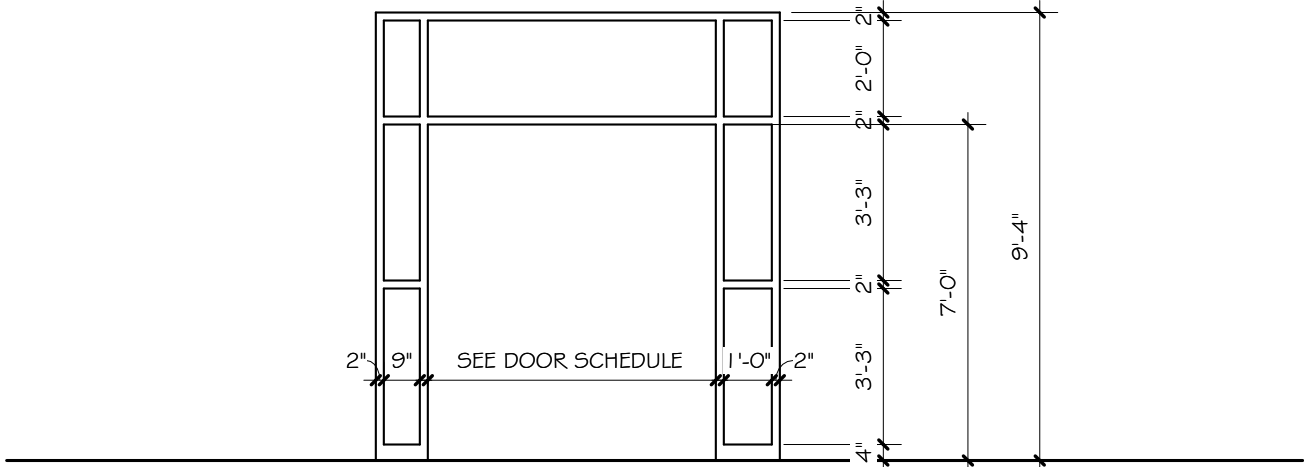


BY: BF

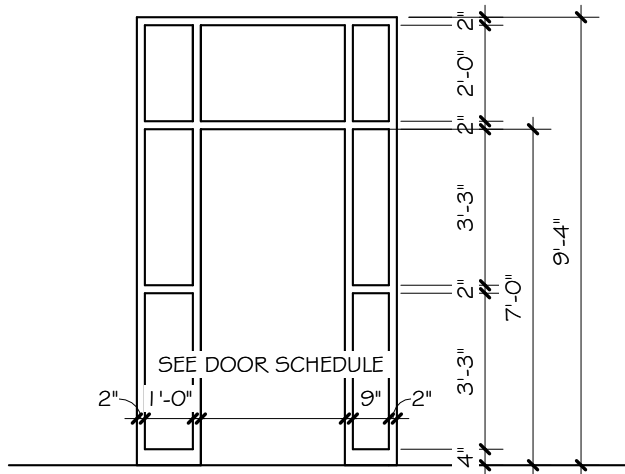
DATE MAY 5, 2026

REV.:

DA: 8.06A



FRAME TYPE AL-2
(SEE SCHEDULE FOR TYPICAL DETAILS)



FRAME TYPE AL-1
(SEE SCHEDULE FOR TYPICAL DETAILS)



HOENER ARCHITECTS, LLC

6707 PLAINVIEW AVENUE
ST. LOUIS, MISSOURI 63109
OFFICE: 314.781.9855

WADE R. WELCH
LICENSE #200612354

ARCHITECTURAL CORP.
NO. 000193

PROJECT NO. 25-16E



BY: KR

DATE MAY 5, 2026

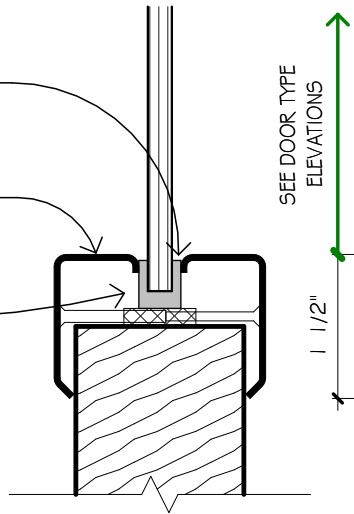
REV.:

DA: 8.06B

GLAZING TAPE OR GASKETING
 MARSHFIELD STYLE #115,
 FIRE-RATED METAL FRAMING
 (OR APPROVED EQUAL)

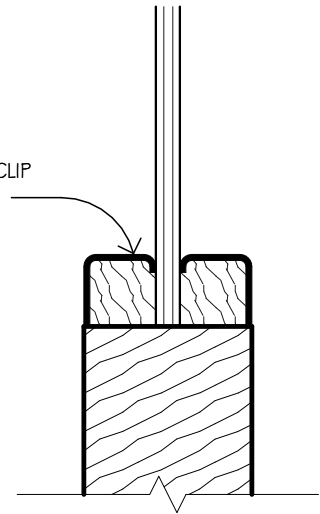
GLAZING BLOCK

NOTE:
 USE GLAZING TAPE FOR
 INTERIOR DOORS ONLY



45 MIN. (OR HIGHER)
 RATED DOORS

MARSHFIELD STYLE #W-6
 WOOD STICKING W/ METAL CLIP
 AT 20 MIN. RATED DOORS



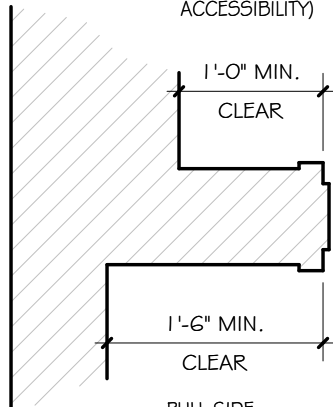
20 MIN. (OR LESS)
 RATED DOORS

6" = 1'-0"

1
8.08

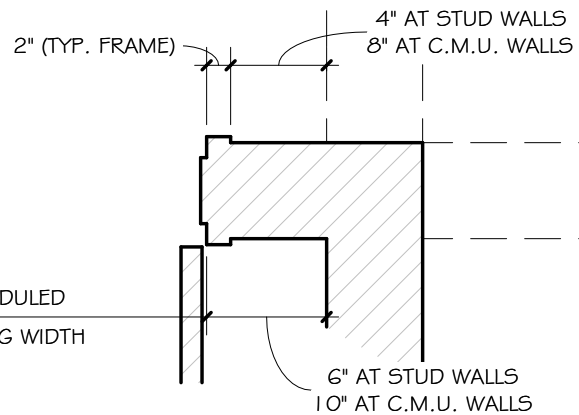
 TYPICAL VISION PANEL STICKING DETAIL

PUSH SIDE:
 12" MIN. CLEAR OF
 OBSTRUCTIONS (FOR ADA
 ACCESSIBILITY)



PULL SIDE:
 18" MIN. CLEAR OF
 OBSTRUCTIONS (FOR ADA
 ACCESSIBILITY)

ALTERNATE WALL
 LOCATIONS



3/4" = 1'-0"

2
8.08

 TYPICAL DOOR PLACEMENT DETAIL (UNLESS SHOWN OTHERWISE)



HOENER ARCHITECTS, LLC

6707 PLAINVIEW AVENUE
 ST. LOUIS, MISSOURI 63109
 OFFICE: 314.781.9855

WADE R. WELCH
 LICENSE #200612354

ARCHITECTURAL CORP.
 NO. 000193

PROJECT NO. 25-16E

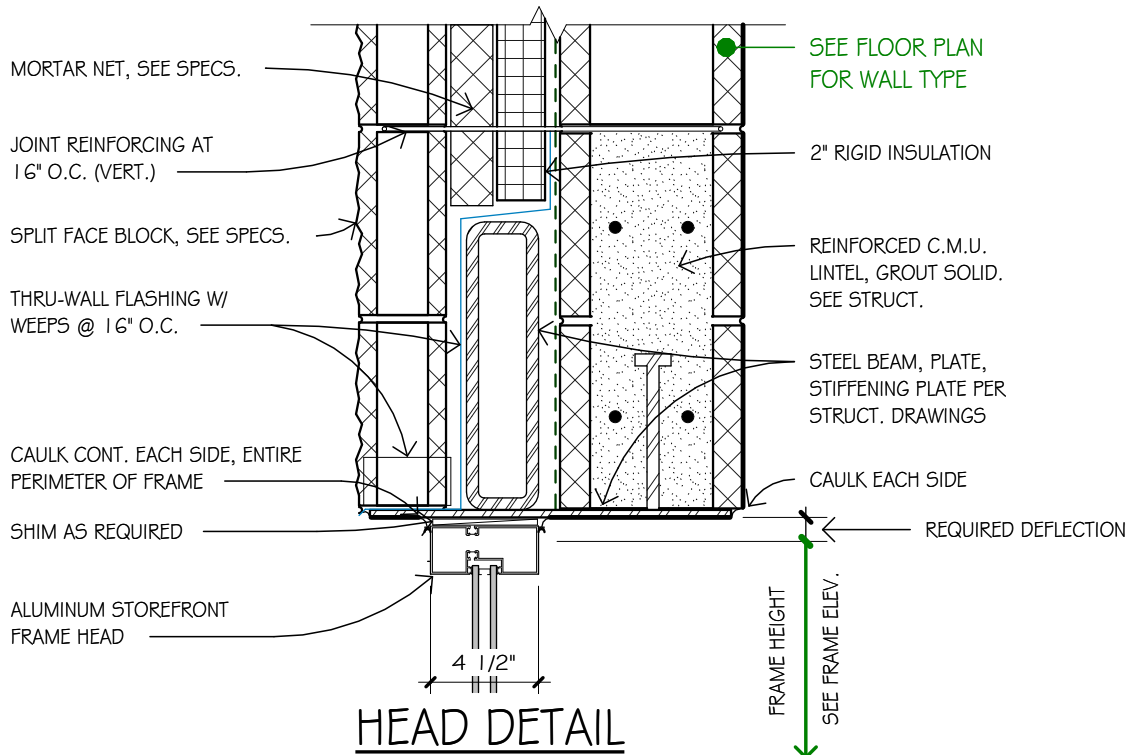


BY: BF

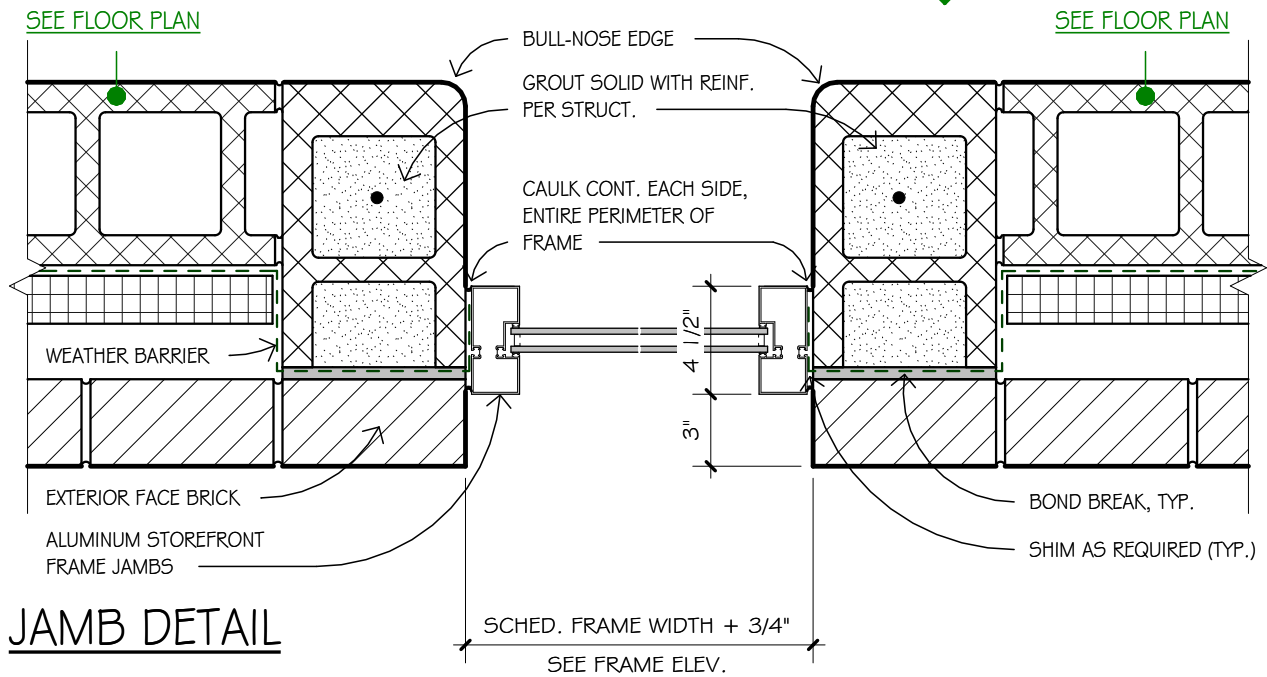
DATE MAY 5, 2026

REV.:

DA: 8.08



HEAD DETAIL




JAMB DETAIL

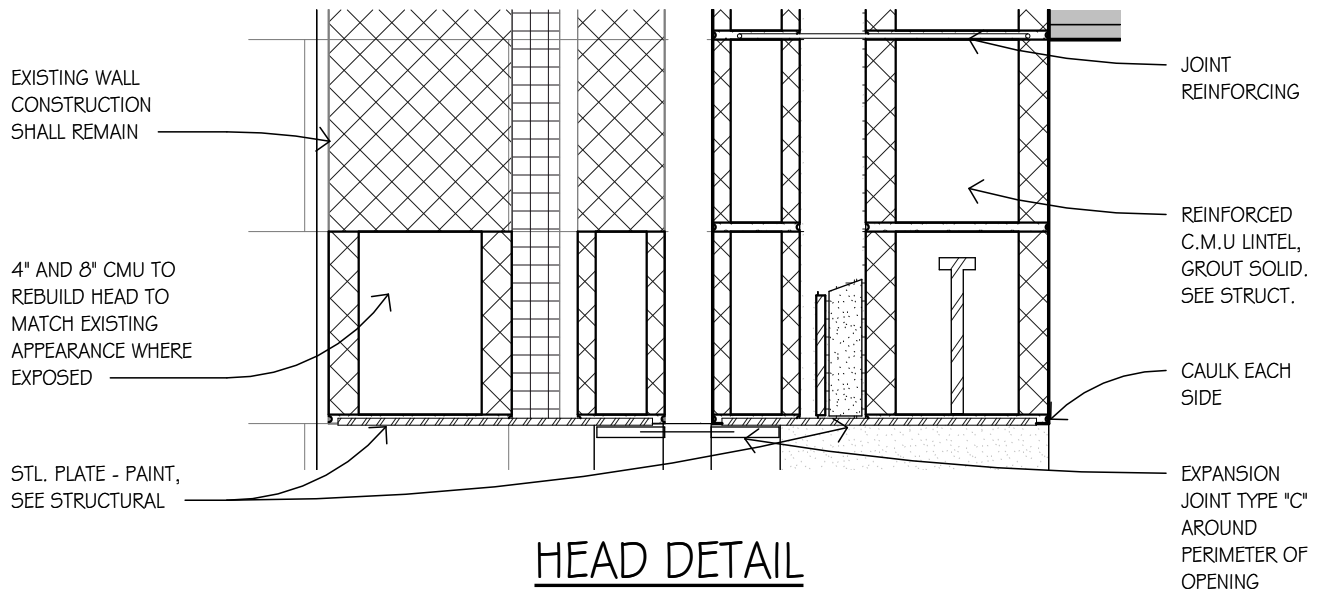
1 1/2" = 1'-0" 1 TYPICAL ALUM. FRAME DETAIL
8.11A (EXT. ALUMINUM STOREFRONT FRAME)

HOENER ARCHITECTS, LLC
 6707 PLAINVIEW AVENUE
 ST. LOUIS, MISSOURI 63109
 OFFICE: 314.781.9855

WADE R. WELCH LICENSE #200612354	ARCHITECTURAL CORP. NO. 000193
PROJECT NO. 25-16E	



BY: KR
DATE MAY 5, 2026
REV.:
DA: 8.11A



HEAD DETAIL



HOENER ARCHITECTS, LLC
 6707 PLAINVIEW AVENUE
 ST. LOUIS, MISSOURI 63109
 OFFICE: 314.781.9855

WADE R. WELCH
 LICENSE #200612354

ARCHITECTURAL CORP.
 NO. 000193

PROJECT NO. 25-16E

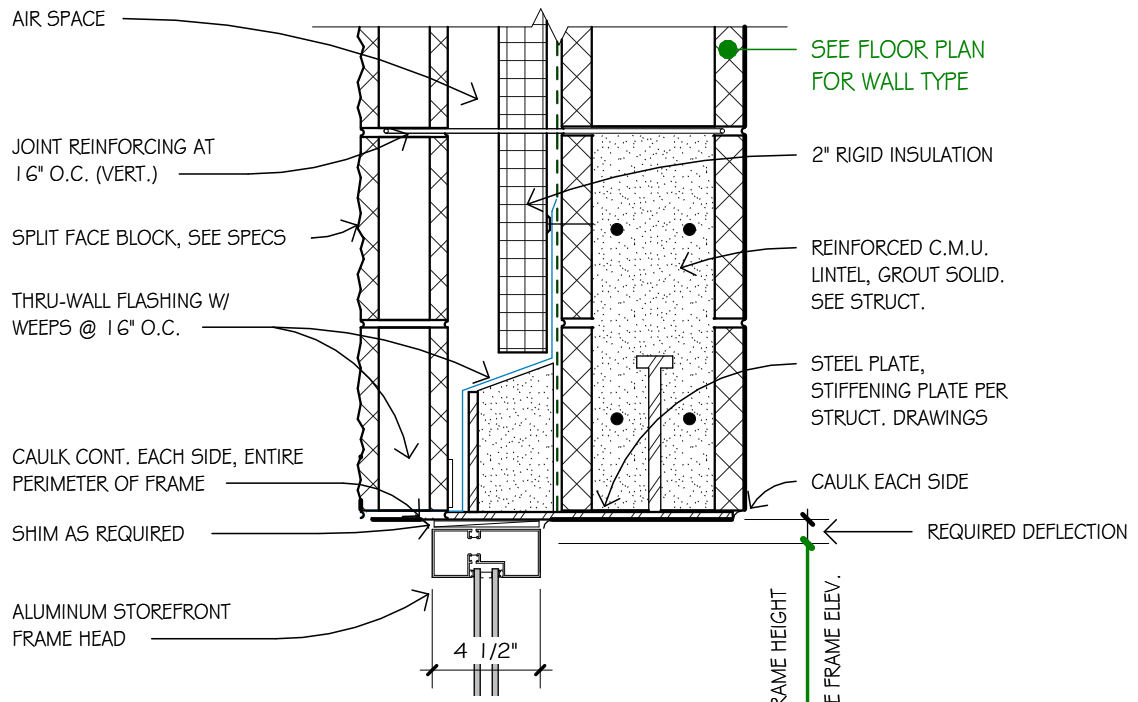


BY: KR

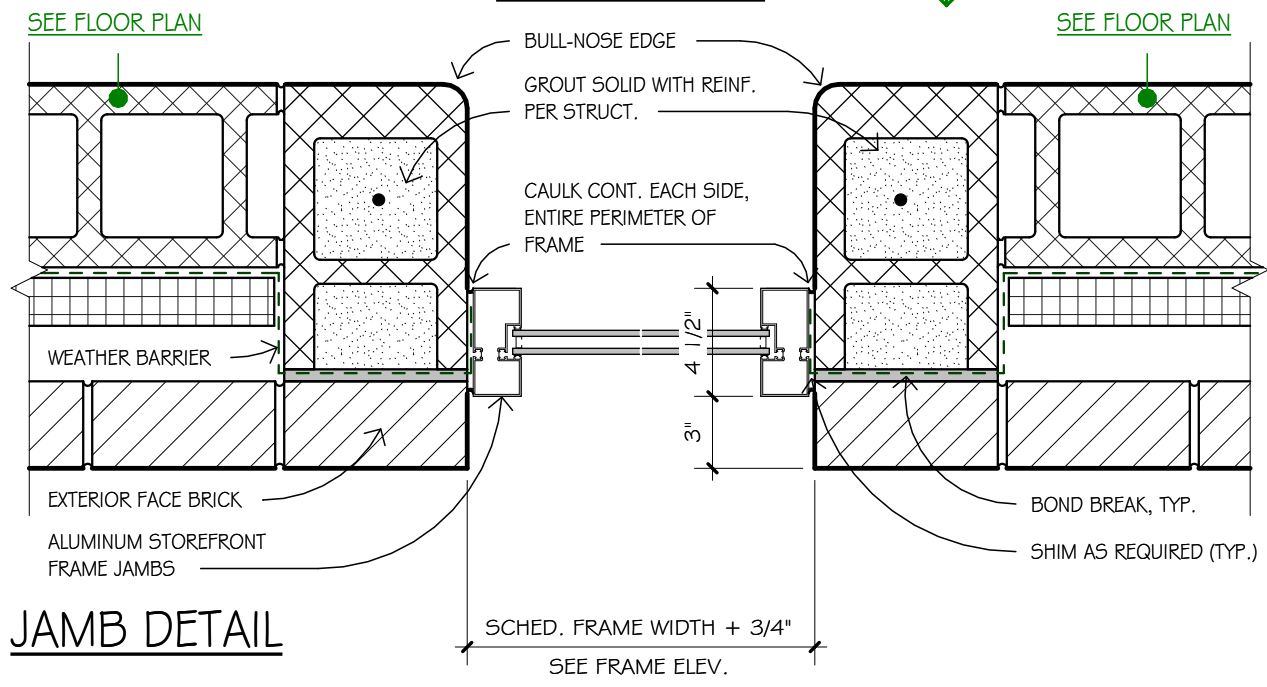
DATE MAY 5, 2026

REV.:

DA: 8.11B



HEAD DETAIL



JAMB DETAIL


1 1/2" = 1'-0" **1** TYPICAL ALUM. FRAME DETAIL
8.11C (EXT. ALUMINUM STOREFRONT FRAME)

HOENER ARCHITECTS, LLC
 6707 PLAINVIEW AVENUE
 ST. LOUIS, MISSOURI 63109
 OFFICE: 314.781.9855

WADE R. WELCH
 LICENSE #200612354

ARCHITECTURAL CORP.
 NO. 000193

PROJECT NO. 25-16E



BY: KR
DATE MAY 5, 2026
REV.:
DA: 8.11C

STUD RUNNER ON TOP OF BEAM

EXTERIOR GROUND FACE BLOCK

STEEL BEAM & BASE PLATE PER STRUCTURAL DRAWINGS

CAULK CONT. EACH SIDE, ENTIRE PERIMETER OF FRAME

ALUM. RECEIVER / EXPANSION TRIM (CONT.)

ALUMINUM STOREFRONT FRAME HEAD, SEE SCHEDULE

5/8" EXTERIOR GRADE SHEATHING ON 3 5/8" CFMF STUDS @ 16" O.C. (ANCHOR TO STRUCTURE ABOVE AS REQUIRED)

5/8" GYP. BD. ON 2 1/2" CFMF STUDS @ 16" O.C.

INTERIOR CEILING CONSTRUCTION. SEE REF. CLG. PLAN

CAULK EACH SIDE (TYP.)

REQUIRED DEFLECTION

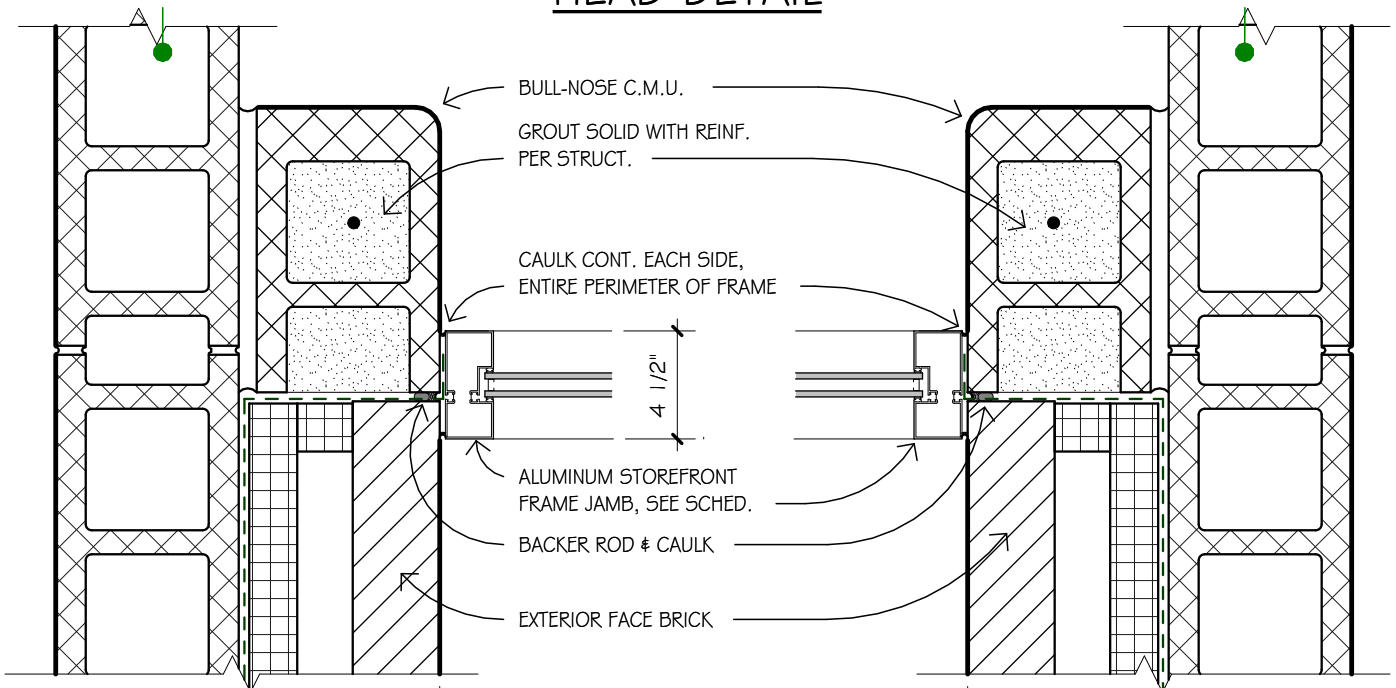
FRAME HEIGHT
SEE FRAME ELEV.

4 1/2"

HEAD DETAIL

SEE FLOOR PLAN

SEE FLOOR PLAN



BULL-NOSE C.M.U.

GROUT SOLID WITH REINF. PER STRUCT.

CAULK CONT. EACH SIDE, ENTIRE PERIMETER OF FRAME

4 1/2"

ALUMINUM STOREFRONT FRAME JAMB, SEE SCHED.

BACKER ROD & CAULK

EXTERIOR FACE BRICK

JAMB DETAIL

SCHEDULED FRAME WIDTH + 3/4"

SEE FRAME ELEV.

1 1/2" = 1'-0"

1
8.11D

ALUM. FRAME DETAILS

(EXT. ALUMINUM FRAME)



HOENER ARCHITECTS, LLC

6707 PLAINVIEW AVENUE
ST. LOUIS, MISSOURI 63109
OFFICE: 314.781.9855

WADE R. WELCH
LICENSE #200612354

ARCHITECTURAL CORP.
NO. 000193

PROJECT NO. 25-16E

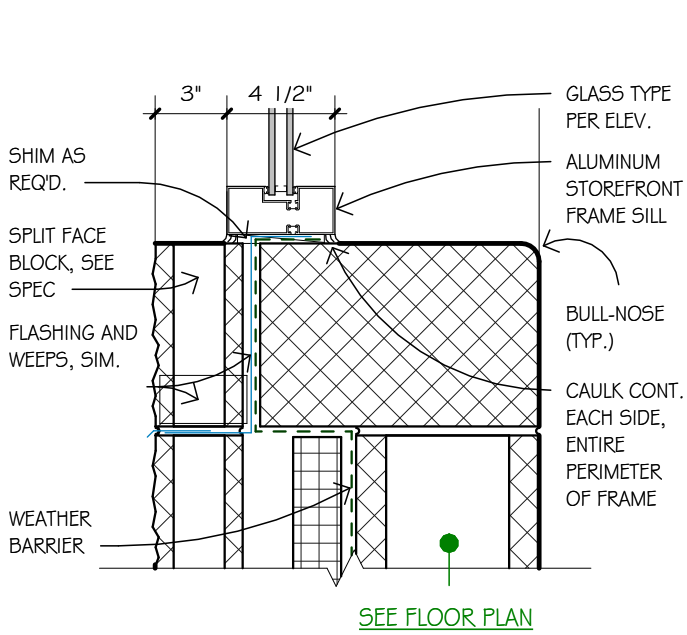


BY: BF

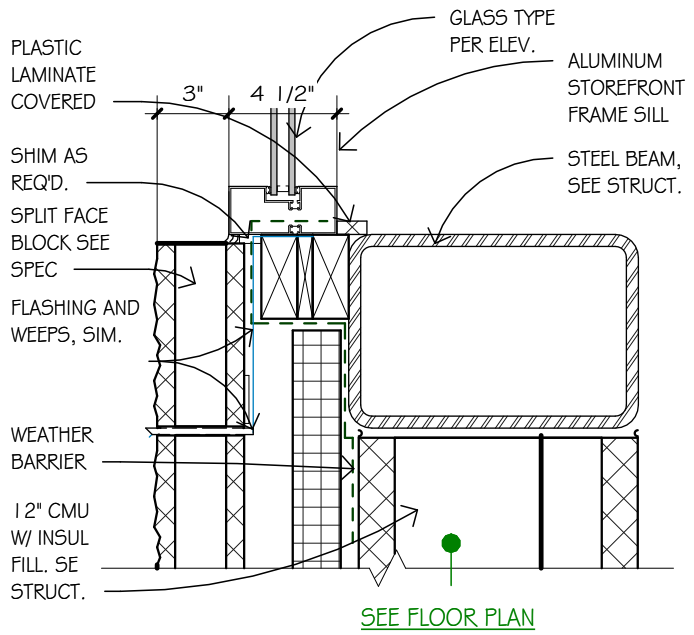
DATE MAY 5, 2026

REV.:

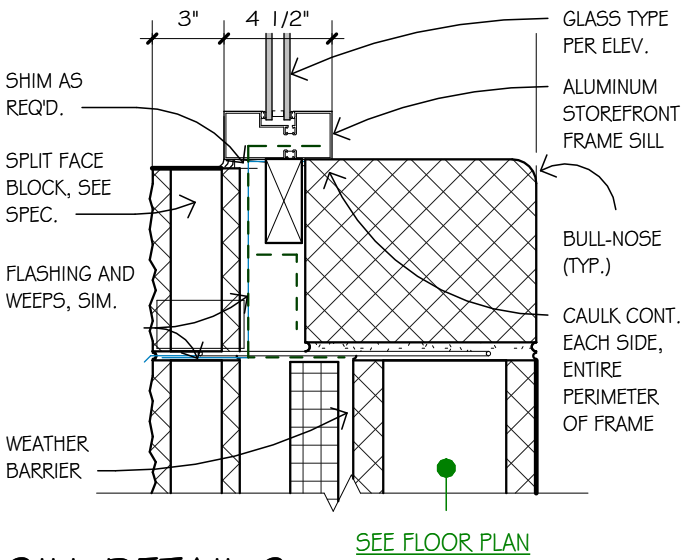
DA: 8.11D



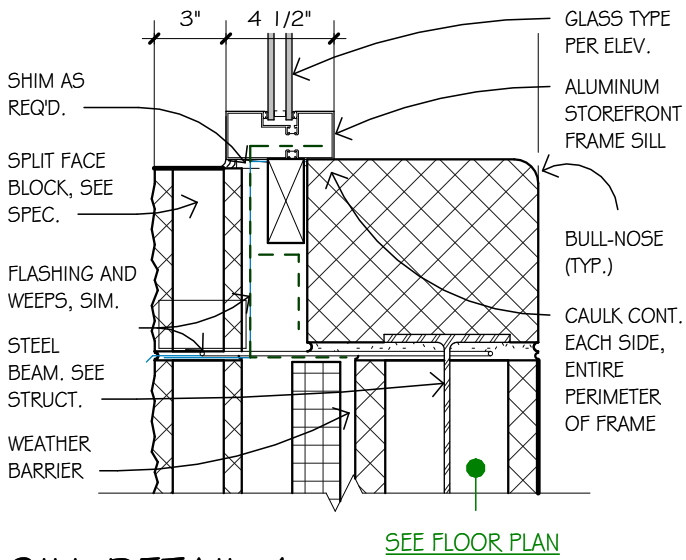
SILL DETAIL 1



SILL DETAIL 2



SILL DETAIL 3



SILL DETAIL 4

1 1/2" = 1'-0"	1	ALUM. FRAME DETAILS
	8.11E	(EXT. ALUMINUM STOREFRONT FRAME)


HEAD DETAIL: SEE DA 8.11C & 8.16

HOENER ARCHITECTS, LLC
 6707 PLAINVIEW AVENUE
 ST. LOUIS, MISSOURI 63109
 OFFICE: 314.781.9855

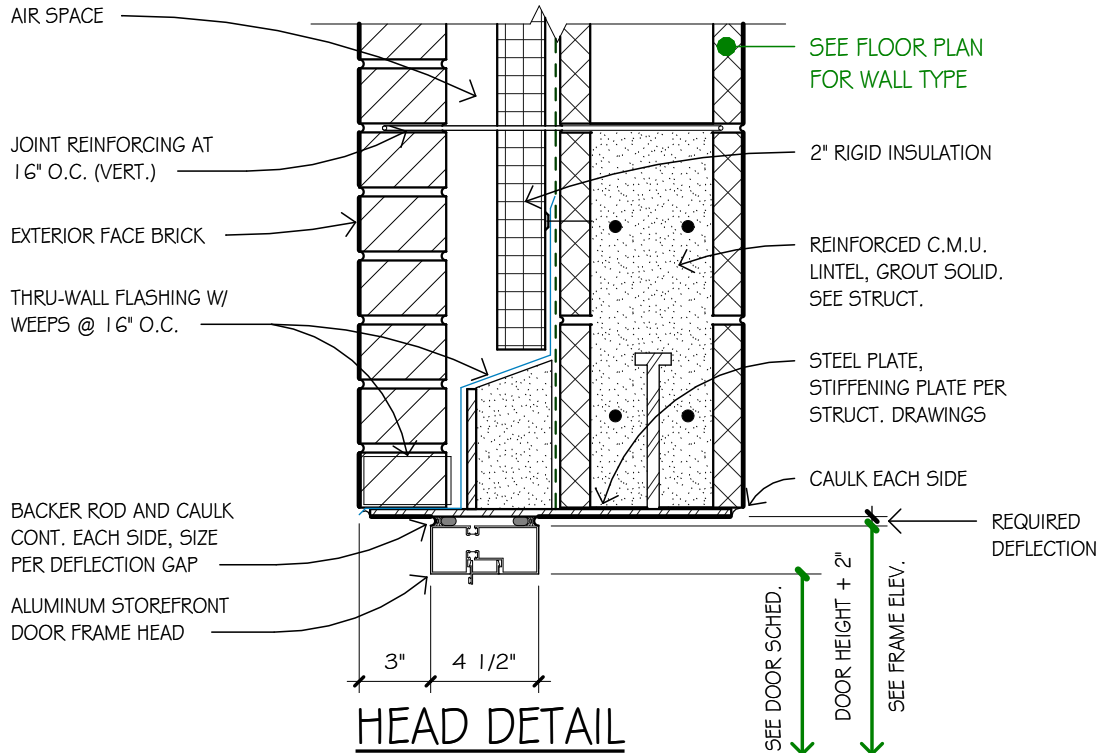
WADE R. WELCH
 LICENSE #200612354

ARCHITECTURAL CORP.
 NO. 000193

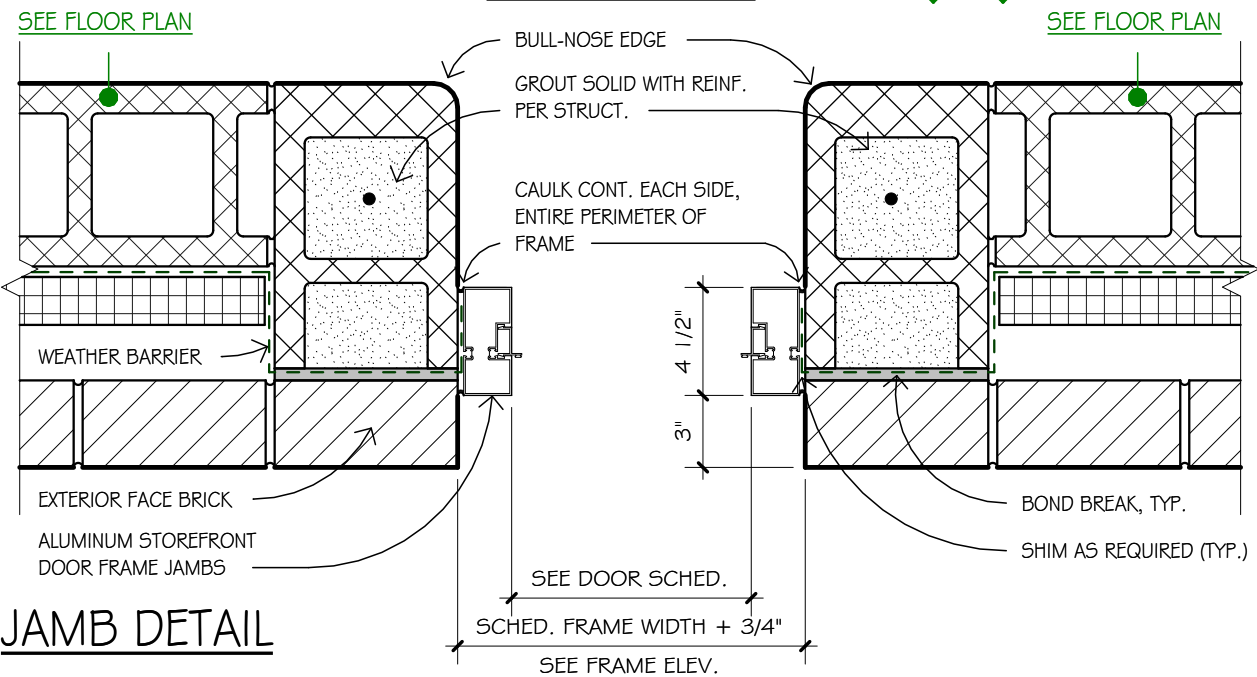
PROJECT NO. 25-16E



BY: KR
DATE MAY 5, 2026
REV.:
DA: 8.11E



HEAD DETAIL



JAMB DETAIL


1 1/2" = 1'-0" 1 TYPICAL ALUM. DOOR DETAILS
8.12 (EXT. ALUMINUM STOREFRONT FRAME)

HOENER ARCHITECTS, LLC
 6707 PLAINVIEW AVENUE
 ST. LOUIS, MISSOURI 63109
 OFFICE: 314.781.9855

WADE R. WELCH
 LICENSE #200612354

ARCHITECTURAL CORP.
 NO. 000193

PROJECT NO. 25-16E

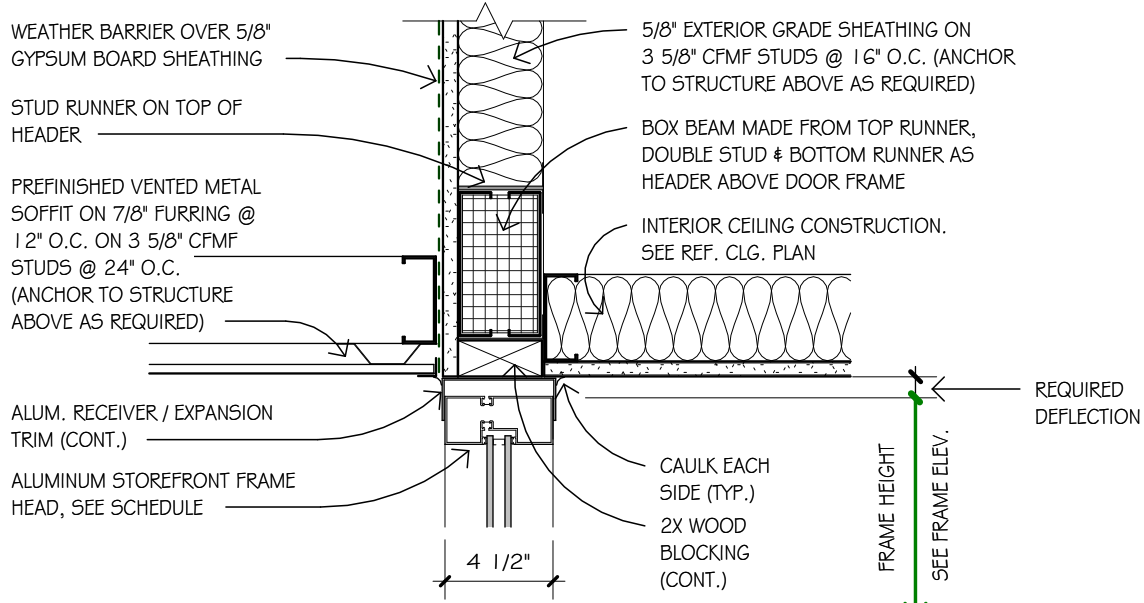


BY: BF

DATE MAY 5, 2026

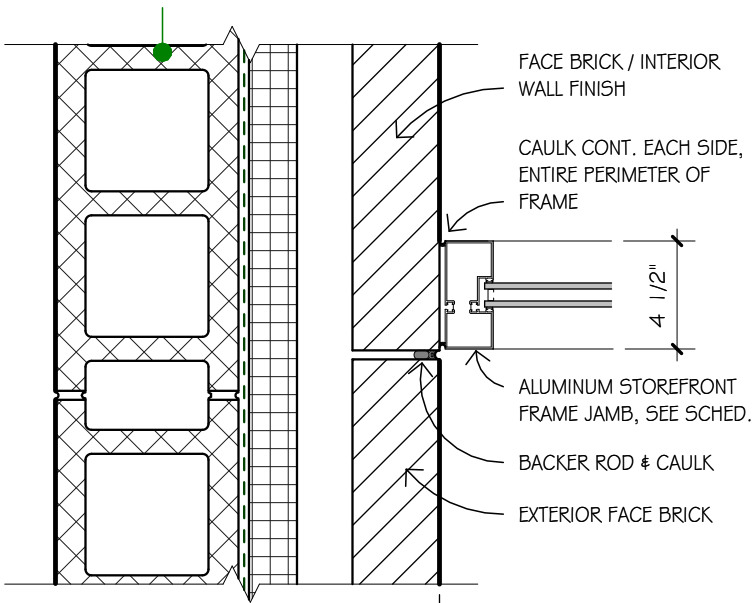
REV.:

DA: 8.12

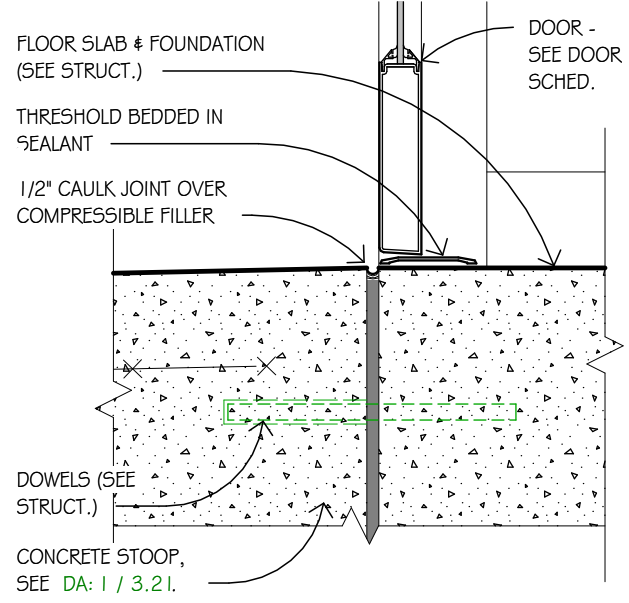


HEAD DETAIL

SEE FLOOR PLAN



JAMB DETAIL



SILL DETAIL

1 1/2" = 1'-0"	1	ALUM. FRAME DETAILS
	8.13A	(EXT. ALUMINUM FRAME)

HOENER ARCHITECTS, LLC
 6707 PLAINVIEW AVENUE
 ST. LOUIS, MISSOURI 63109
 OFFICE: 314.781.9855

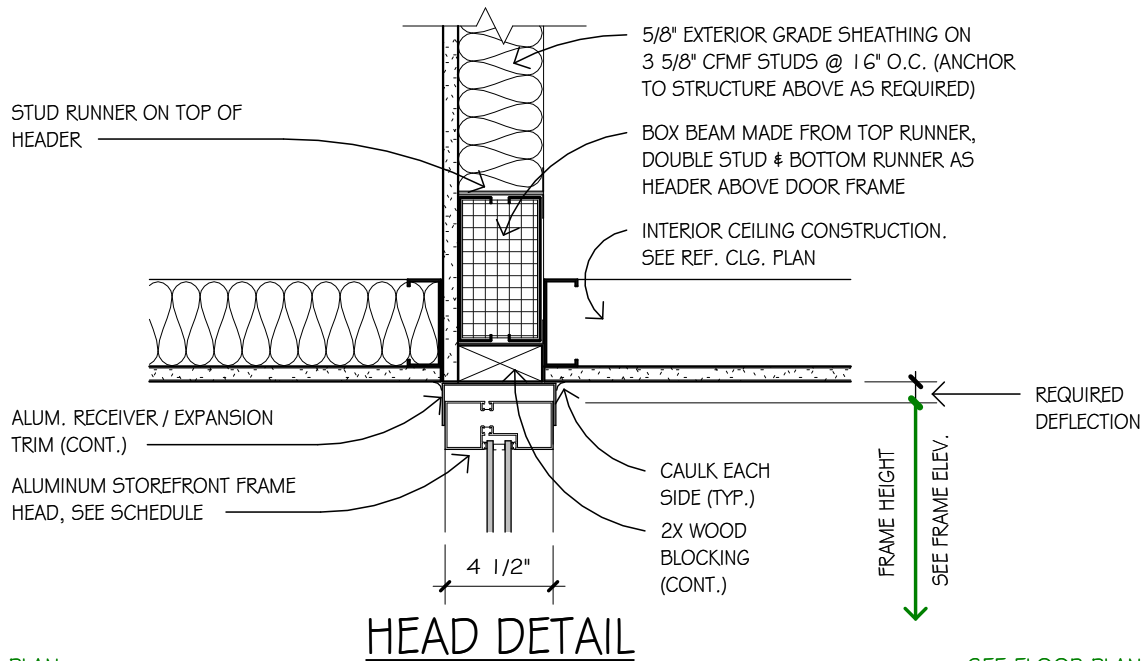
WADE R. WELCH
 LICENSE #200612354

ARCHITECTURAL CORP.
 NO. 000193

PROJECT NO. 25-16E



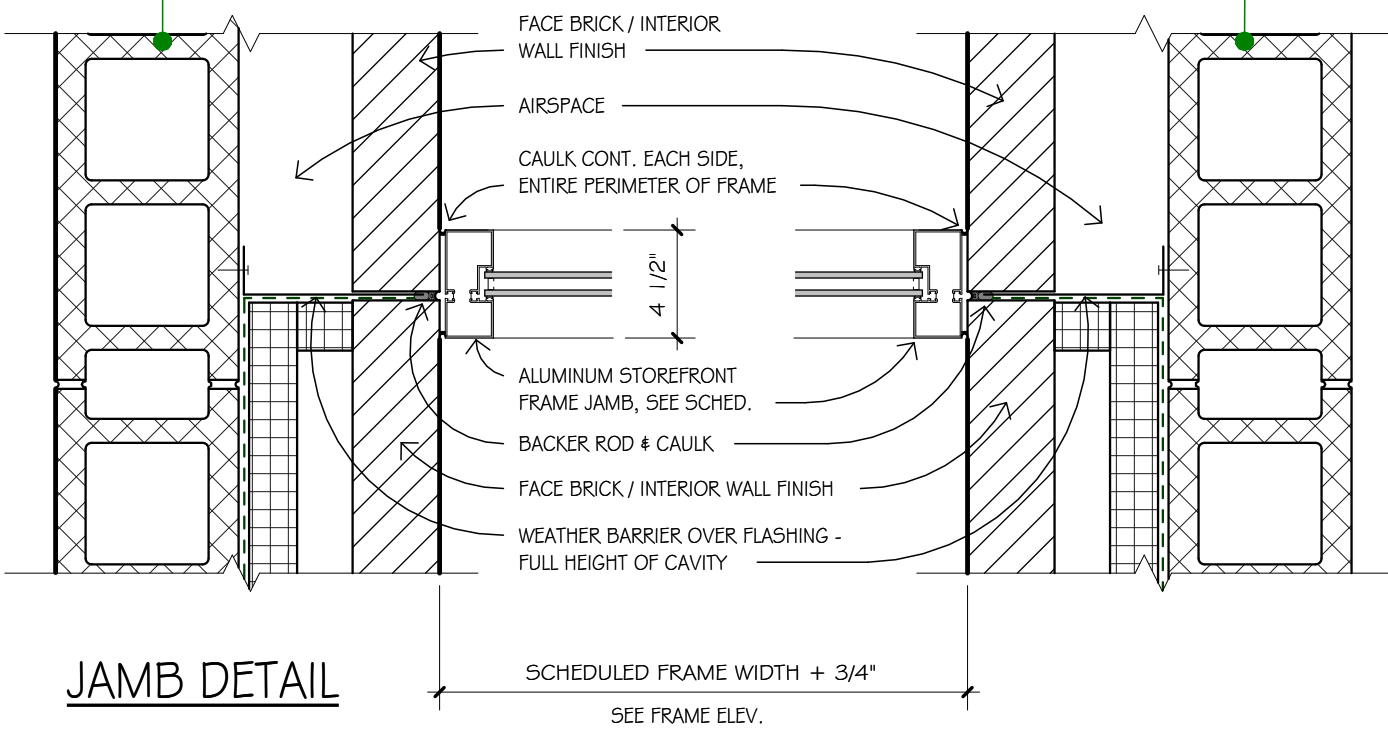
BY: BF
DATE MAY 5, 2026
REV.:
DA: 8.13A



HEAD DETAIL

SEE FLOOR PLAN

SEE FLOOR PLAN



JAMB DETAIL


1 1/2" = 1'-0"	1	ALUM. FRAME DETAILS
	8.13B	(INT. ALUMINUM FRAME)

HOENER ARCHITECTS, LLC
 6707 PLAINVIEW AVENUE
 ST. LOUIS, MISSOURI 63109
 OFFICE: 314.781.9855

WADE R. WELCH
 LICENSE #200612354

ARCHITECTURAL CORP.
 NO. 000193

PROJECT NO. 25-16E



BY: BF
DATE MAY 5, 2026
REV.:
DA: 8.13B

WEATHER BARRIER OVER 5/8" GYPSUM BOARD SHEATHING

STUD RUNNER ON TOP OF HEADER

PREFINISHED VENTED METAL SOFFIT ON 7/8" FURRING @ 12" O.C. ON 3 5/8" CFMF STUDS @ 24" O.C. (ANCHOR TO STRUCTURE ABOVE AS REQUIRED)

ALUM. RECEIVER / EXPANSION TRIM (CONT.)

ALUMINUM CURTAINWALL FRAME HEAD, SEE SCHEDULE

5/8" EXTERIOR GRADE SHEATHING ON 6" CFMF STUDS @ 16" O.C. (ANCHOR TO STRUCTURE ABOVE AS REQUIRED)

BOX BEAM MADE FROM TOP RUNNER, DOUBLE STUD & BOTTOM RUNNER AS HEADER ABOVE DOOR FRAME

INTERIOR CEILING CONSTRUCTION. SEE REF. CLG. PLAN

CAULK EACH SIDE (TYP.)
2X WOOD BLOCKING (CONT.)

SEE SCHED.

DOOR HEIGHT + 2"

HEAD DETAIL

SEE FLOOR PLAN

FACE BRICK / INTERIOR WALL FINISH
CAULK CONT. EACH SIDE, ENTIRE PERIMETER OF FRAME

ALUMINUM STOREFRONT FRAME JAMB, SEE SCHED.

BACKER ROD & CAULK
EXTERIOR FACE BRICK

FLOOR SLAB & FOUNDATION (SEE STRUCT.)

THRESHOLD BEDDED IN SEALANT
1/2" CAULK JOINT OVER COMPRESSIBLE FILLER

DOWELS (SEE STRUCT.)

CONCRETE STOOP, SEE DA: 1 / 3.21.

DOOR - SEE DOOR SCHED.

JAMB DETAIL

SCHED. FRAME WIDTH + 3/4"
SEE FRAME ELEV.

SILL DETAIL

1 1/2" = 1'-0"

1
8.13C

ALUM. FRAME DETAILS

(EXT. ALUMINUM CURTAINWALL FRAME)



HOENER ARCHITECTS, LLC

6707 PLAINVIEW AVENUE
ST. LOUIS, MISSOURI 63109
OFFICE: 314.781.9855

WADE R. WELCH
LICENSE #200612354

ARCHITECTURAL CORP.
NO. 000193

PROJECT NO. 25-16E

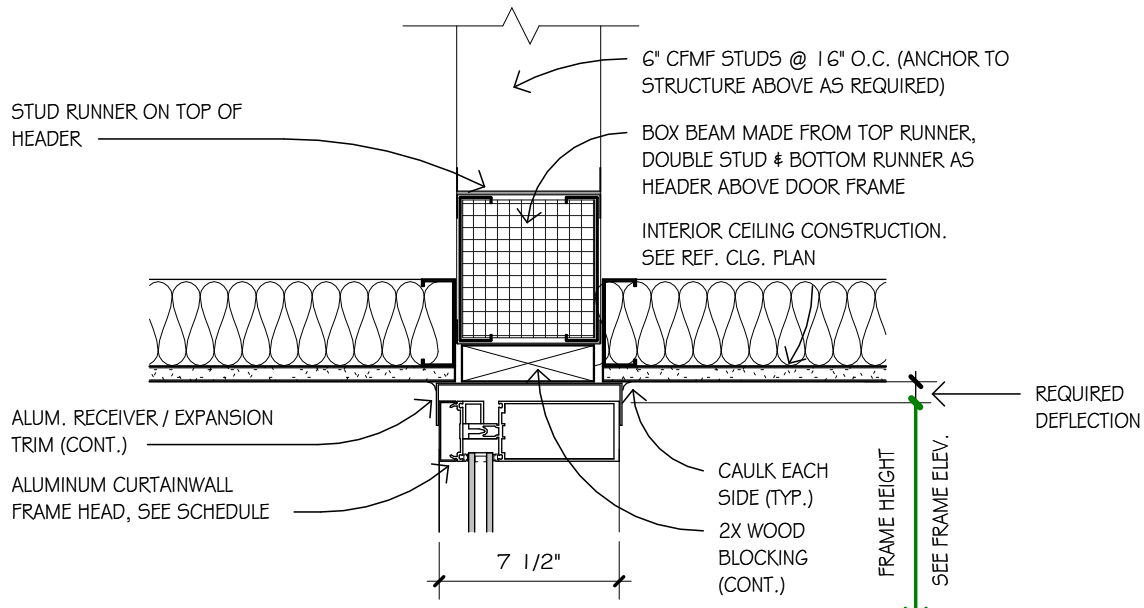


BY: BF

DATE MAY 5, 2026

REV.:

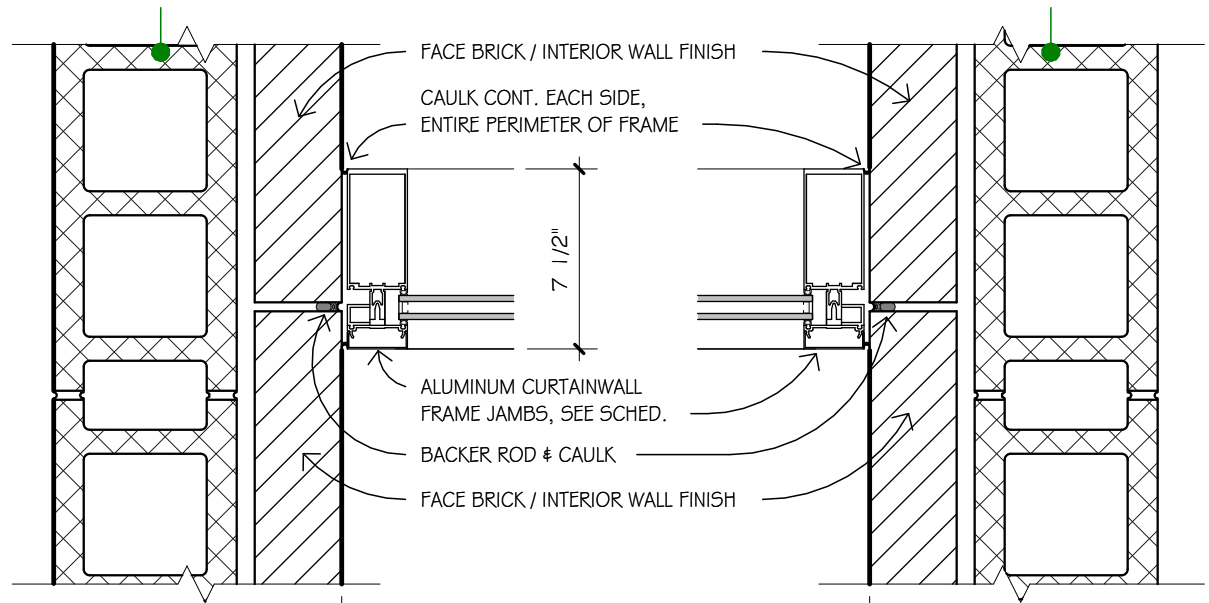
DA: 8.13C



HEAD DETAIL

SEE FLOOR PLAN

SEE FLOOR PLAN



JAMB DETAIL


1 1/2" = 1'-0"	1	ALUM. FRAME DETAILS
	8.14	(EXT. ALUMINUM CURTAINWALL FRAME)

HOENER ARCHITECTS, LLC
 6707 PLAINVIEW AVENUE
 ST. LOUIS, MISSOURI 63109
 OFFICE: 314.781.9855

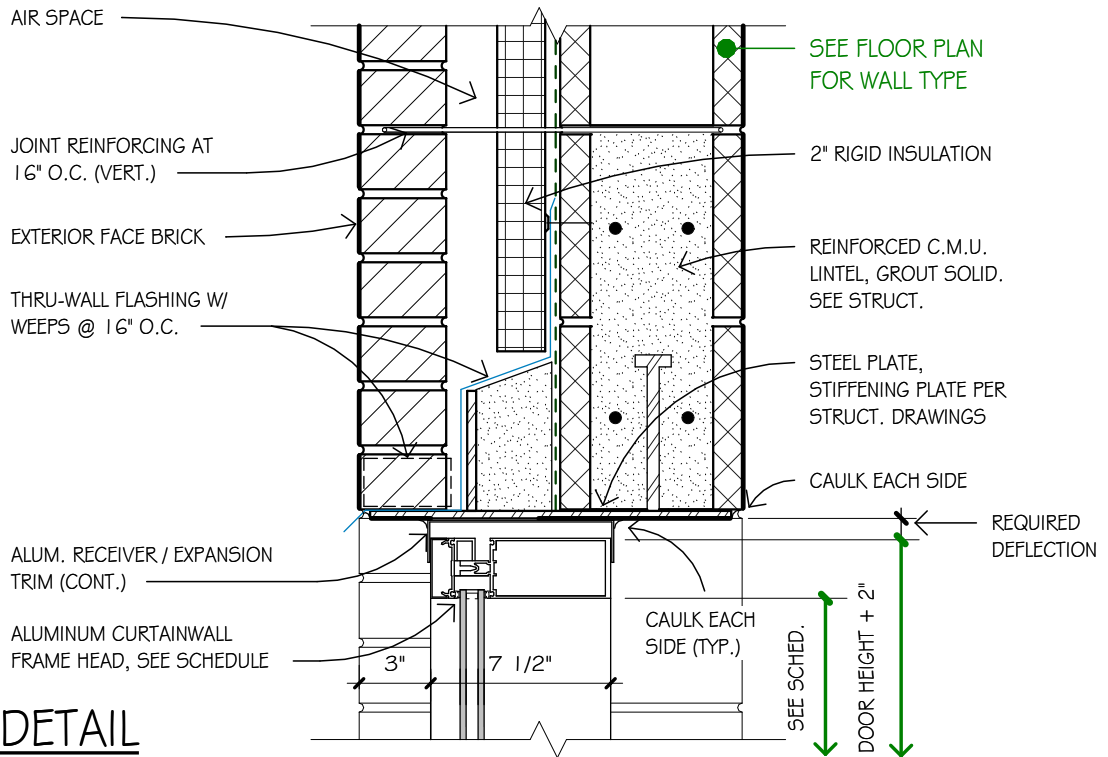
WADE R. WELCH
 LICENSE #200612354

ARCHITECTURAL CORP.
 NO. 000193

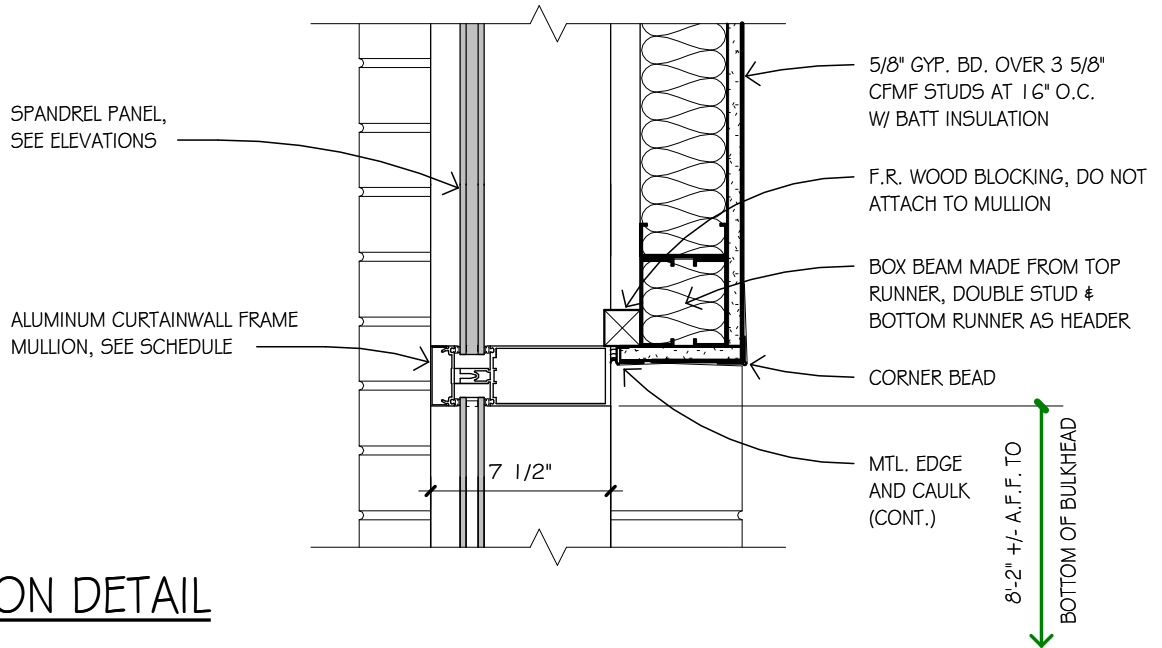
PROJECT NO. 25-16E



BY: BF
DATE MAY 5, 2026
REV.:
DA: 8.14



HEAD DETAIL



MULLION DETAIL

1 1/2" = 1'-0"	1	ALUM. FRAME DETAILS - HEAD & MULLION
	8.15	(EXT. ALUMINUM CURTAINWALL FRAME)



HOENER ARCHITECTS, LLC

6707 PLAINVIEW AVENUE
ST. LOUIS, MISSOURI 63109
OFFICE: 314.781.9855

WADE R. WELCH
LICENSE #200612354

ARCHITECTURAL CORP.
NO. 000193

PROJECT NO. 25-16E

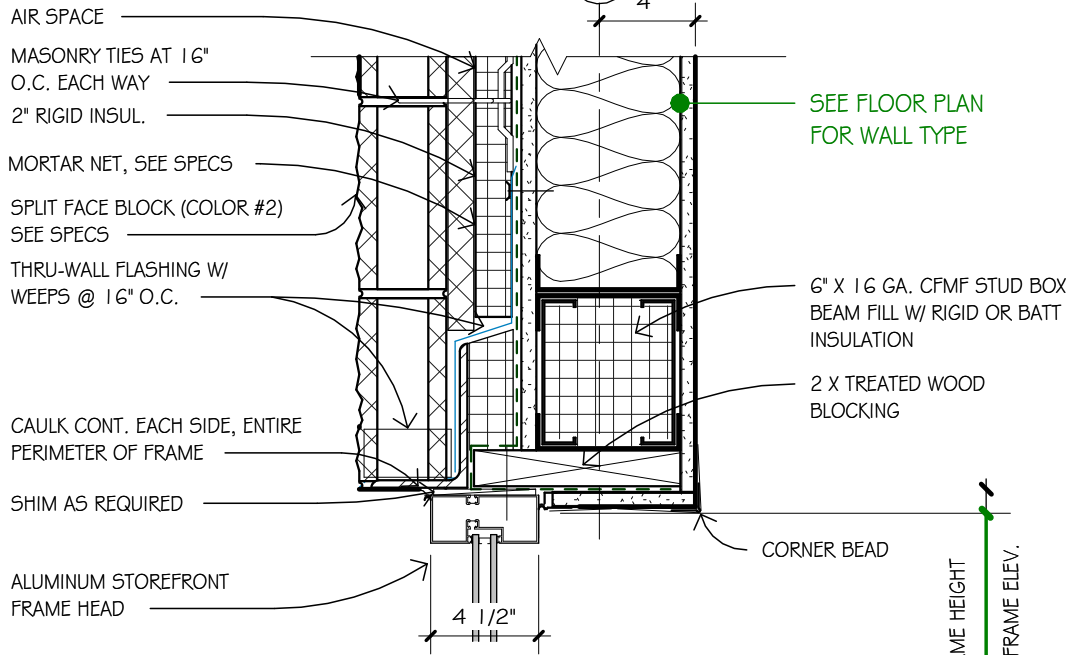


BY: BF

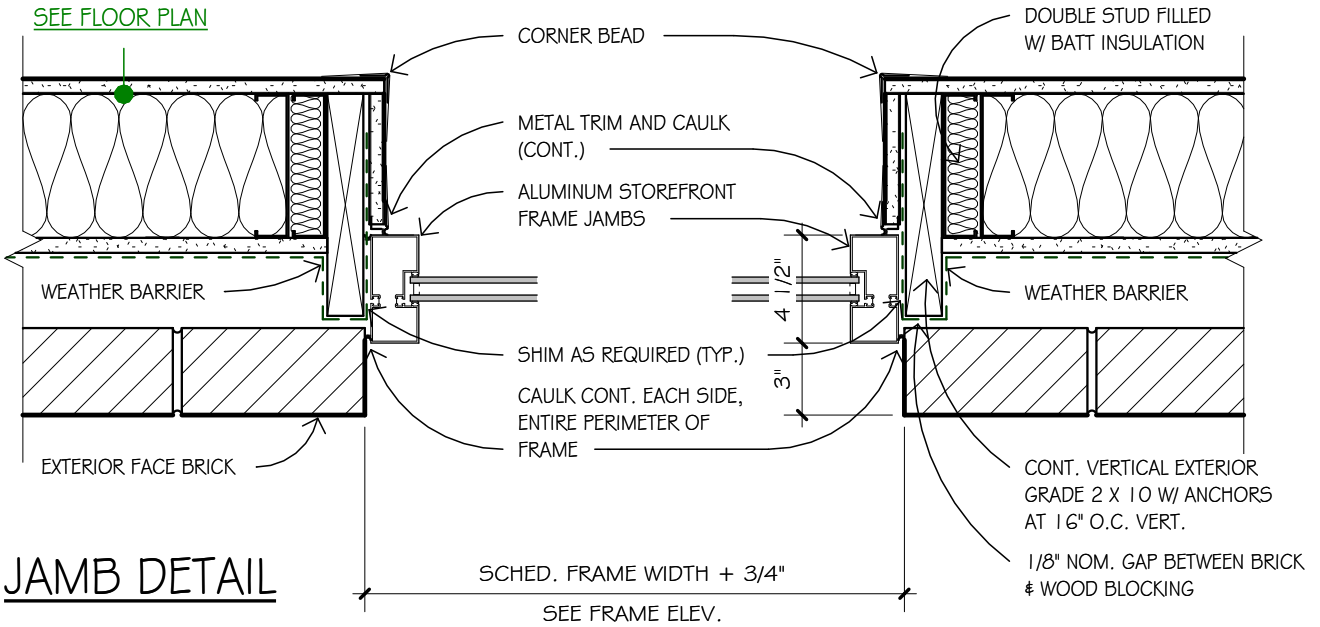
DATE MAY 5, 2026

REV.:

DA: 8.15



HEAD DETAIL



JAMB DETAIL

1 1/2" = 1'-0"

1	ALUM. FRAME DETAILS
8.16	(EXT. ALUMINUM STOREFRONT FRAME)



HOENER ARCHITECTS, LLC

6707 PLAINVIEW AVENUE
ST. LOUIS, MISSOURI 63109
OFFICE: 314.781.9855

WADE R. WELCH
LICENSE #200612354

ARCHITECTURAL CORP.
NO. 000193

PROJECT NO. 25-16E

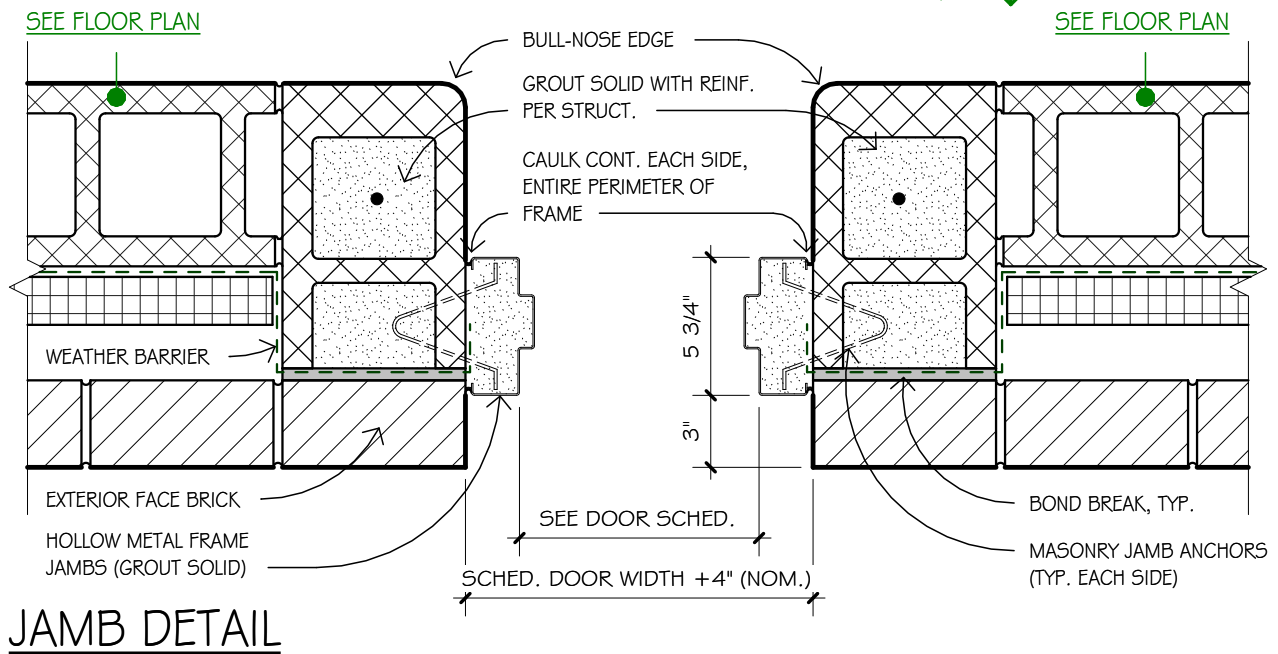
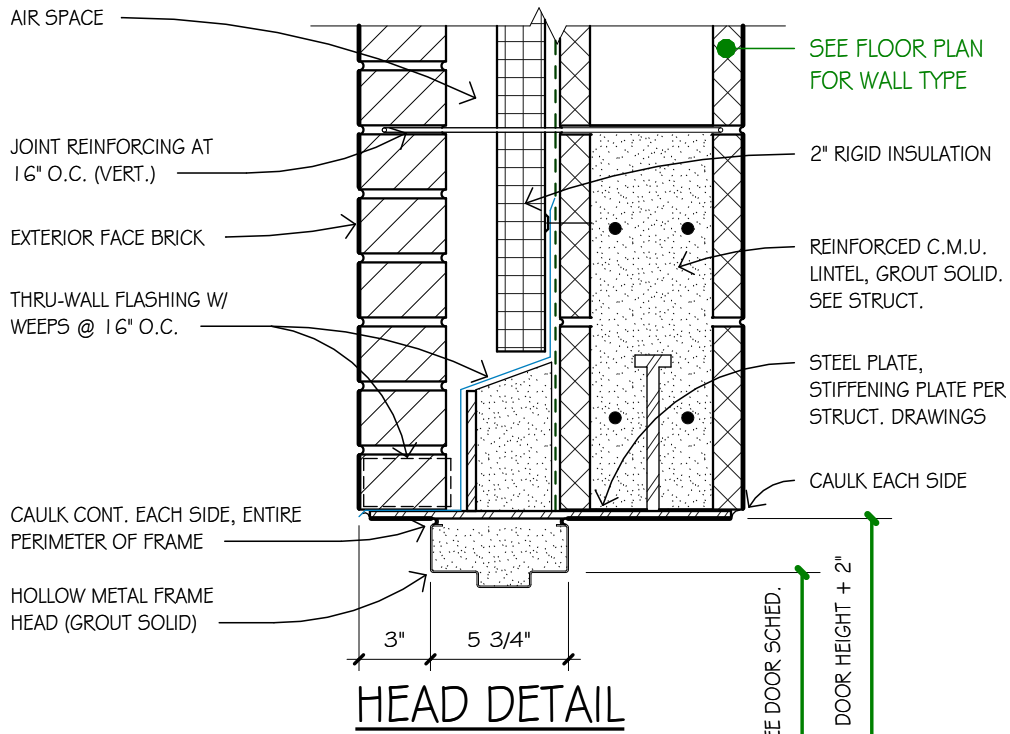


BY: KR

DATE MAY 5, 2026

REV.:

DA: 8.16



1 1/2" = 1'-0"

1	TYPICAL DOOR DETAIL
8.21A	(EXT. HOLLOW METAL FRAME)



HOENER ARCHITECTS, LLC

6707 PLAINVIEW AVENUE
ST. LOUIS, MISSOURI 63109
OFFICE: 314.781.9855

WADE R. WELCH
LICENSE #200612354

ARCHITECTURAL CORP.
NO. 000193

PROJECT NO. 25-16E



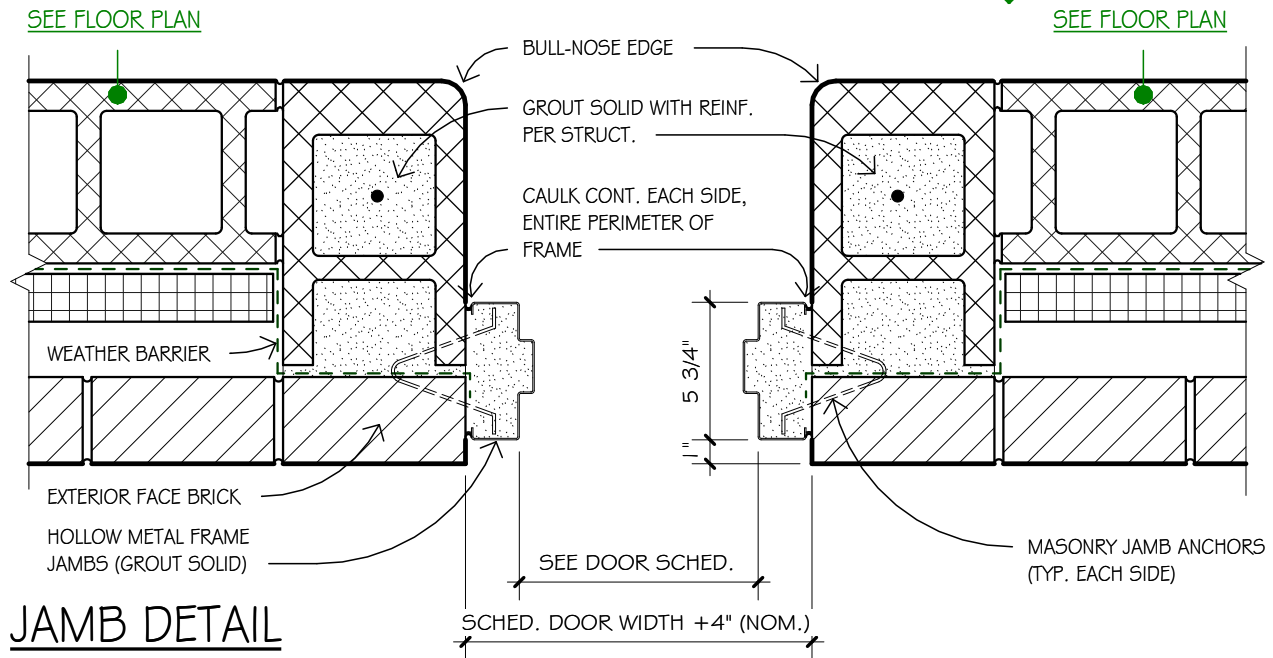
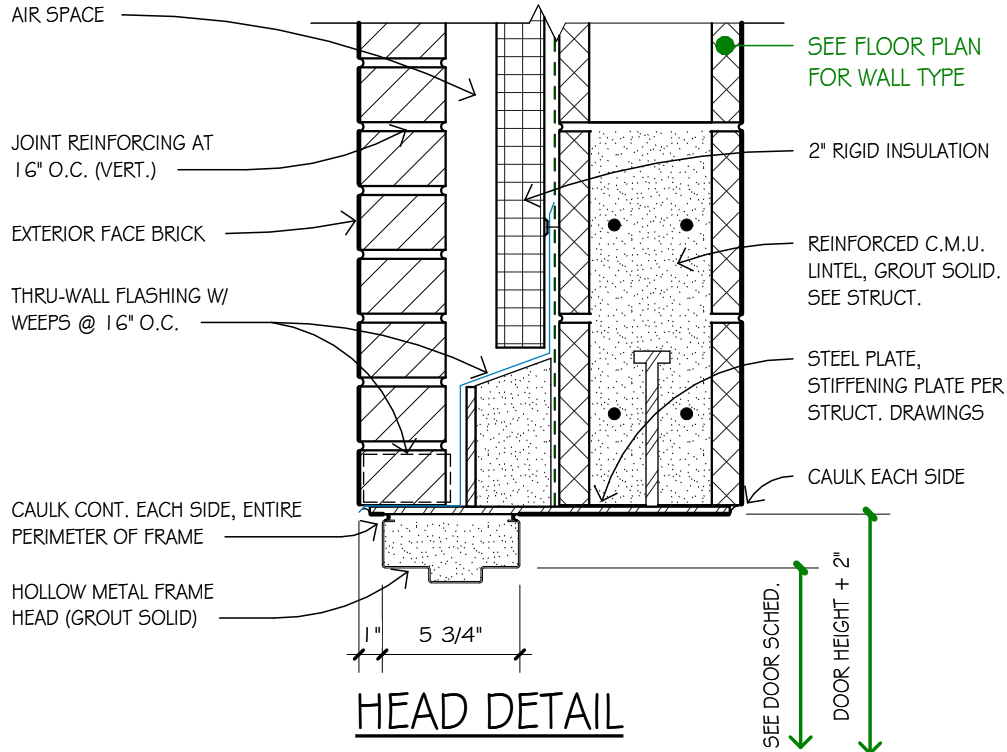
BY: BF

DATE MAY 5, 2026

REV.:

DA: 8.21A

VERIFY FRAME TYPE & SETBACK, ETC.



1 1/2" = 1'-0" 1 DOOR DETAIL
8.21B (AT 180 DEGREE OPENING EXT. DOORS)



HOENER ARCHITECTS, LLC
 6707 PLAINVIEW AVENUE
 ST. LOUIS, MISSOURI 63109
 OFFICE: 314.781.9855

WADE R. WELCH
 LICENSE #200612354

ARCHITECTURAL CORP.
 NO. 000193

PROJECT NO. 25-16E

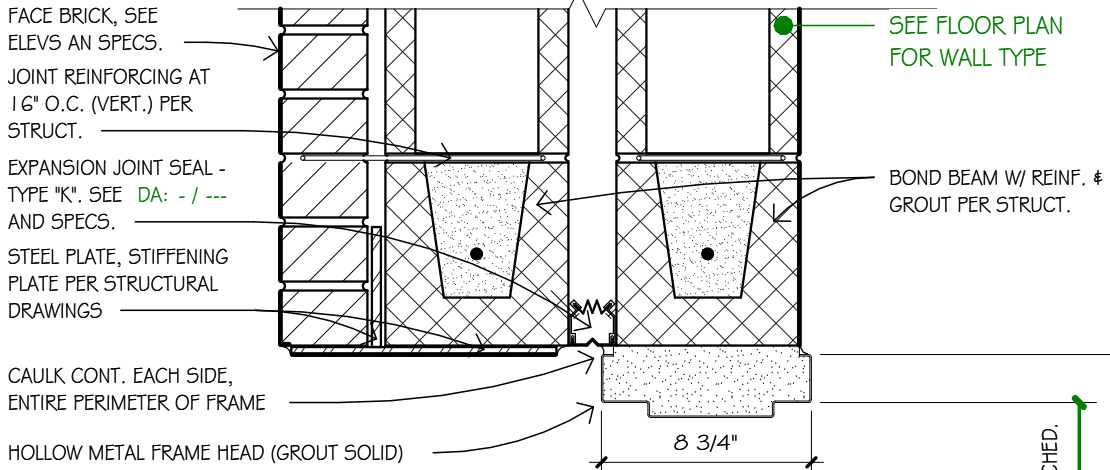


BY: BF

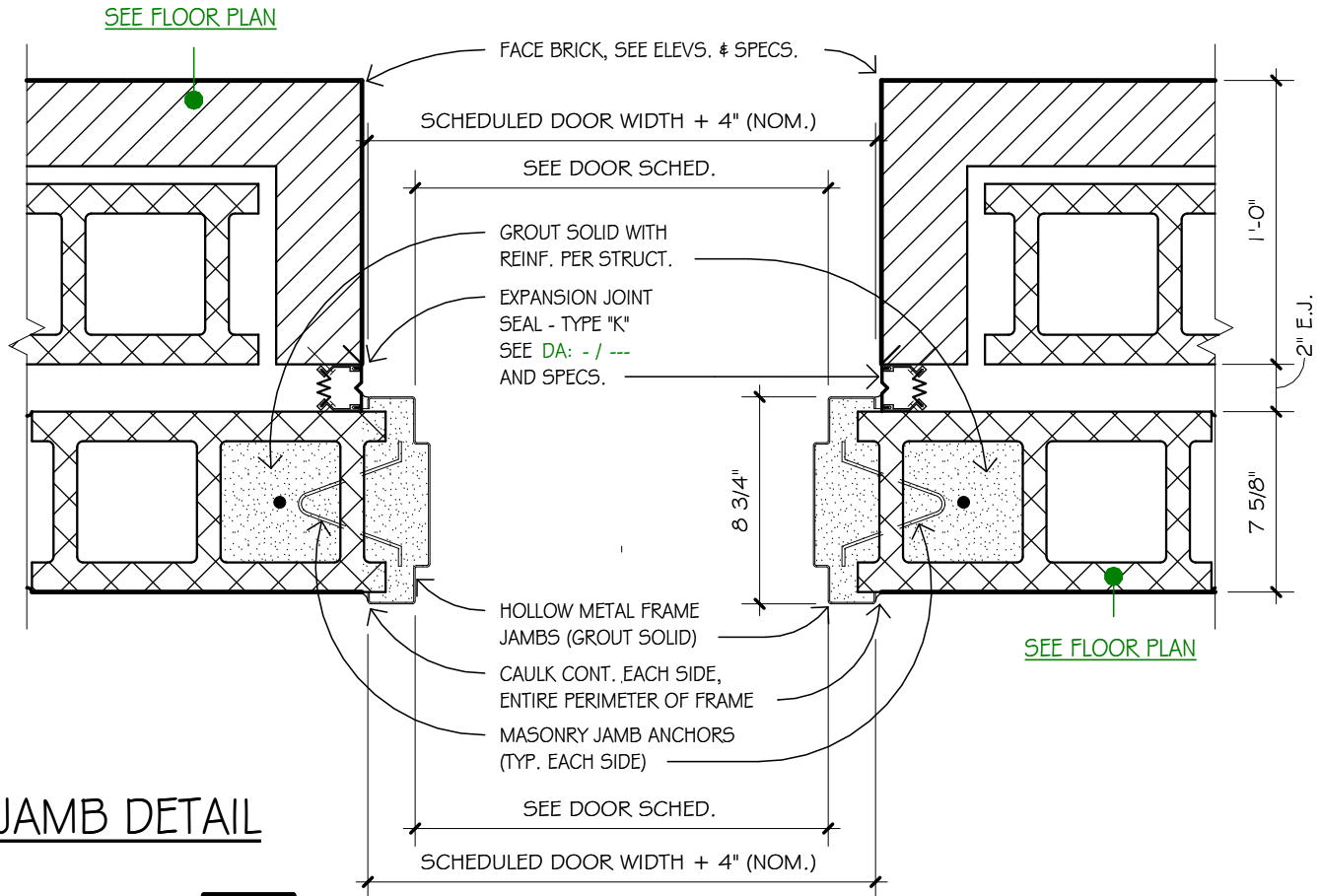
DATE MAY 5, 2026

REV.:

DA: 8.21B



HEAD DETAIL




JAMB DETAIL

1 1/2" = 1'-0"

1
8.22A

 DOOR DETAIL - DOUBLE C.M.U. / BRICK
(INT. 5 3/4" HOLLOW METAL FRAME)

HOENER ARCHITECTS, LLC
6707 PLAINVIEW AVENUE
ST. LOUIS, MISSOURI 63109
OFFICE: 314.781.9855

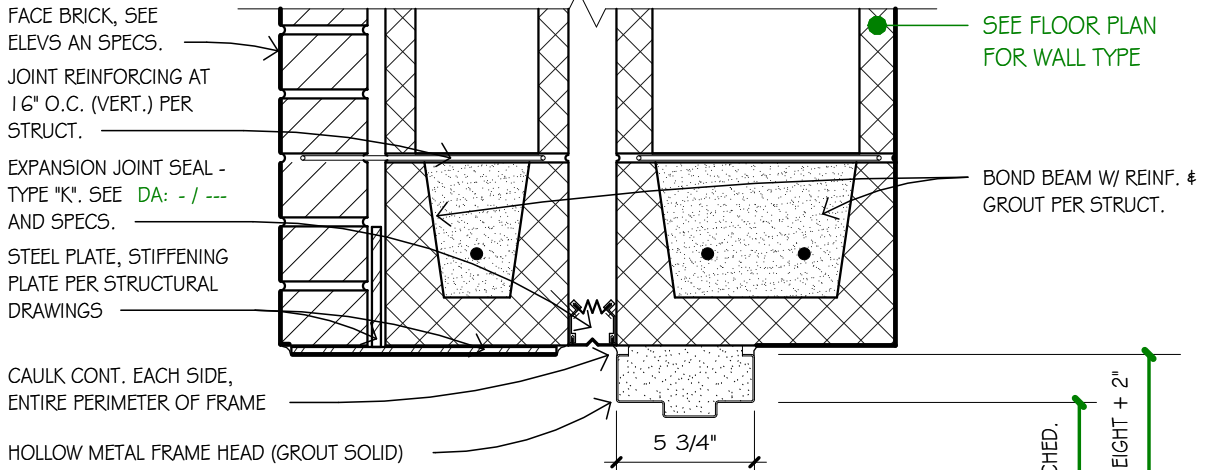


BY: BF
DATE MAY 5, 2026
REV.:
DA: 8.22A

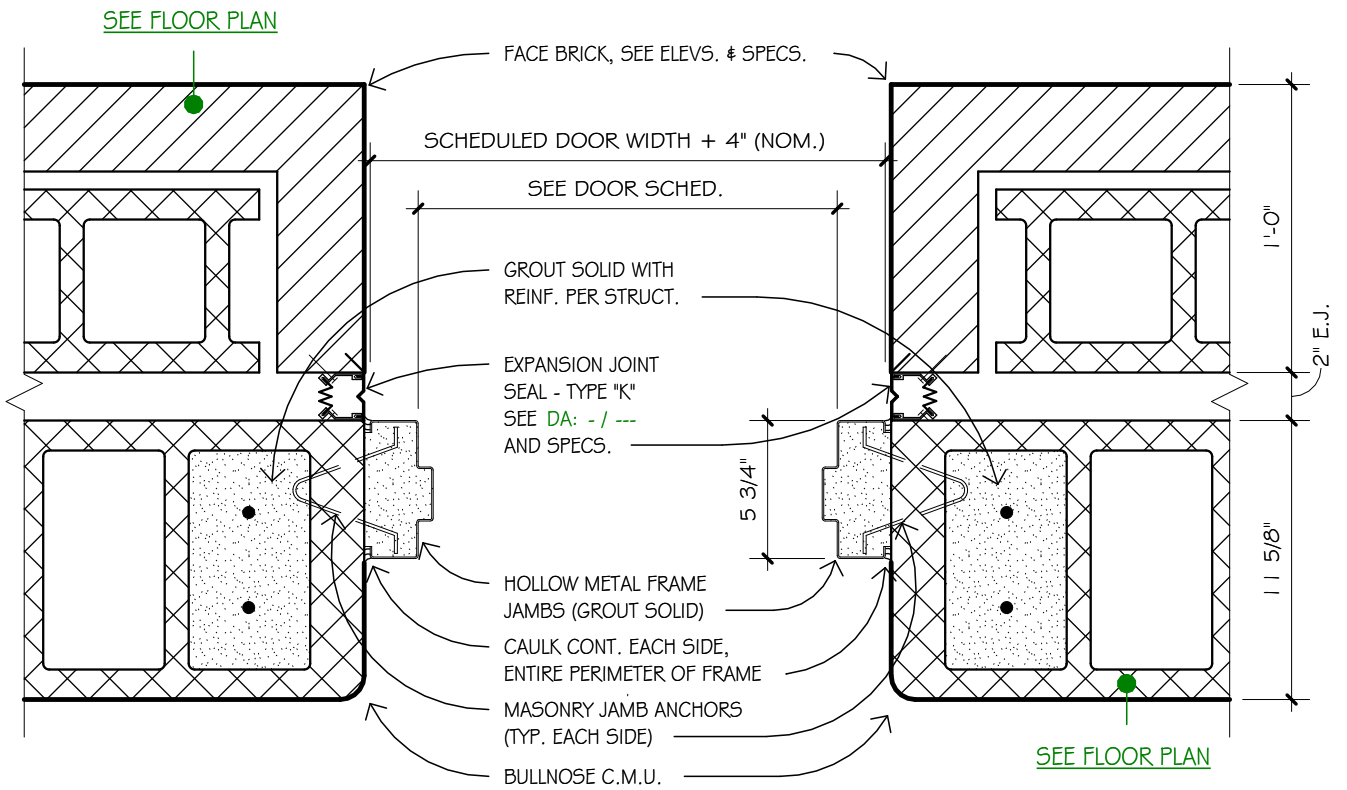
WADE R. WELCH
LICENSE #200612354

ARCHITECTURAL CORP.
NO. 000193

PROJECT NO. 25-16E




HEAD DETAIL



JAMB DETAIL

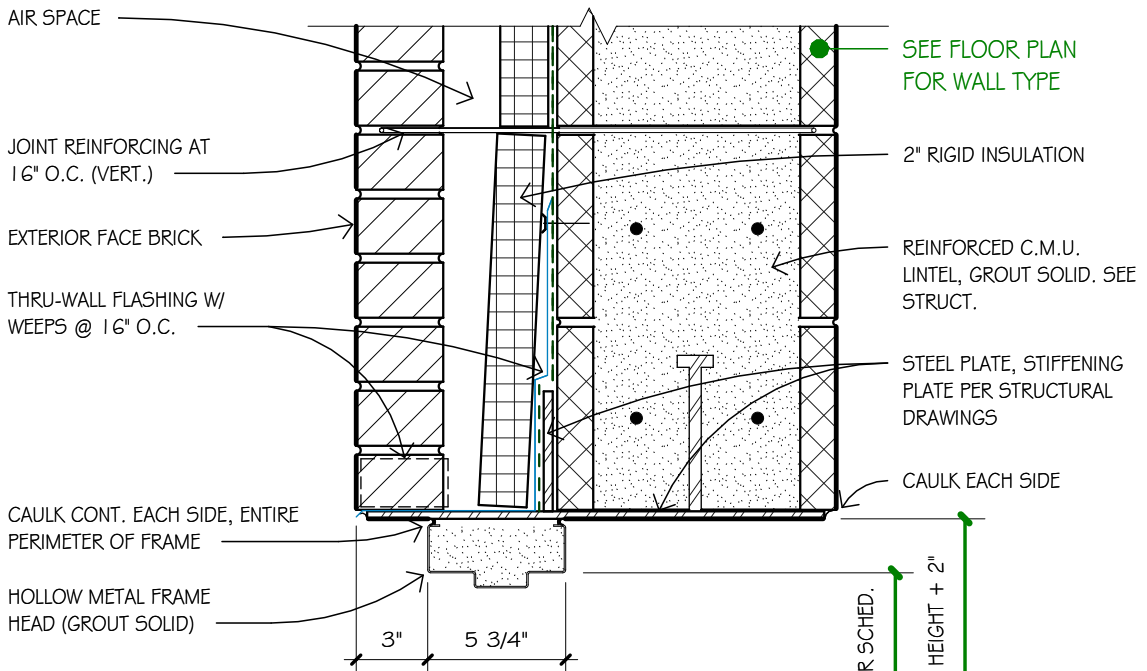
1 1/2" = 1'-0"	1	DOOR DETAIL - DOUBLE C.M.U. / BRICK
	8.22B	(INT. 5 3/4" HOLLOW METAL FRAME)

HOENER ARCHITECTS, LLC
 6707 PLAINVIEW AVENUE
 ST. LOUIS, MISSOURI 63109
 OFFICE: 314.781.9855

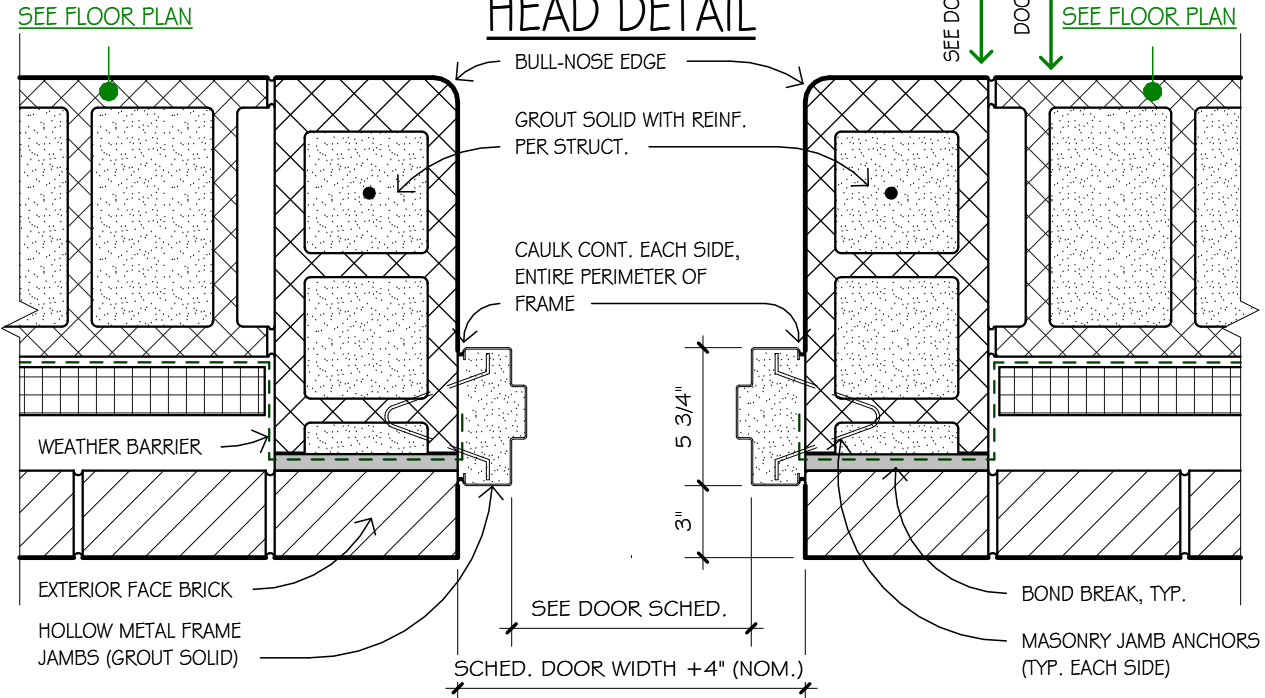


BY: BF
DATE MAY 5, 2026
REV.:
DA: 8.22B

WADE R. WELCH LICENSE #200612354	ARCHITECTURAL CORP. NO. 000193
PROJECT NO. 25-16E	



HEAD DETAIL



JAMB DETAIL


1 1/2" = 1'-0"	1	TYPICAL DOOR DETAIL
	8.23A	(EXT. HOLLOW METAL FRAME)

HOENER ARCHITECTS, LLC
 6707 PLAINVIEW AVENUE
 ST. LOUIS, MISSOURI 63109
 OFFICE: 314.781.9855

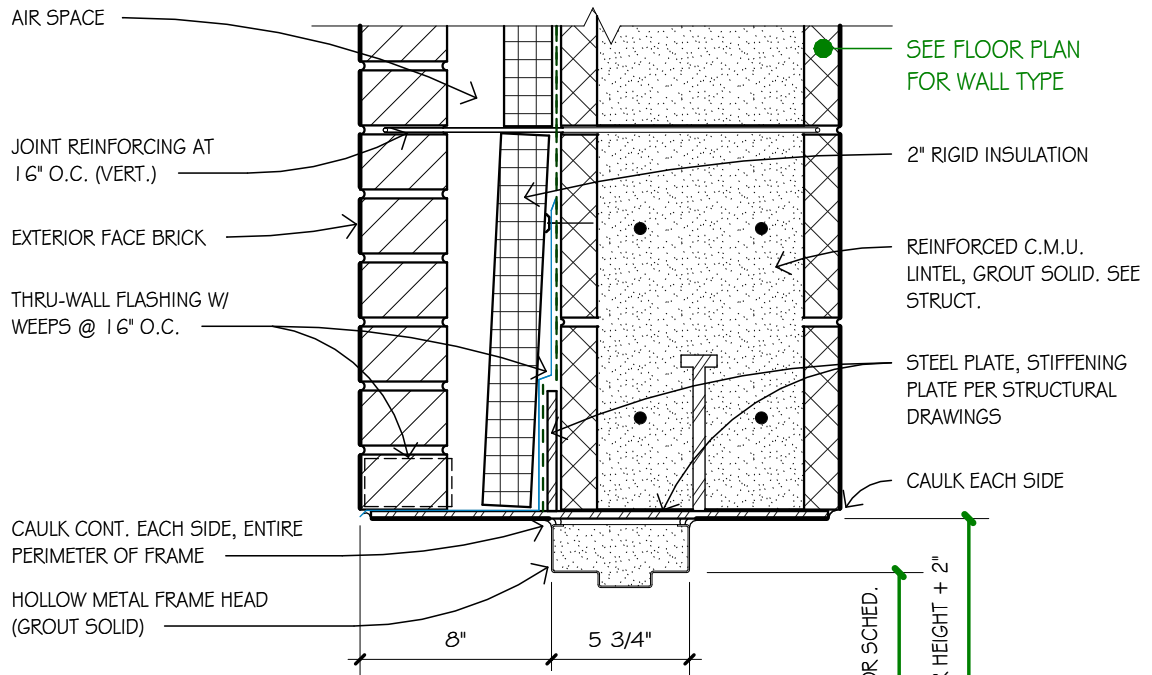
WADE R. WELCH
 LICENSE #200612354

ARCHITECTURAL CORP.
 NO. 000193

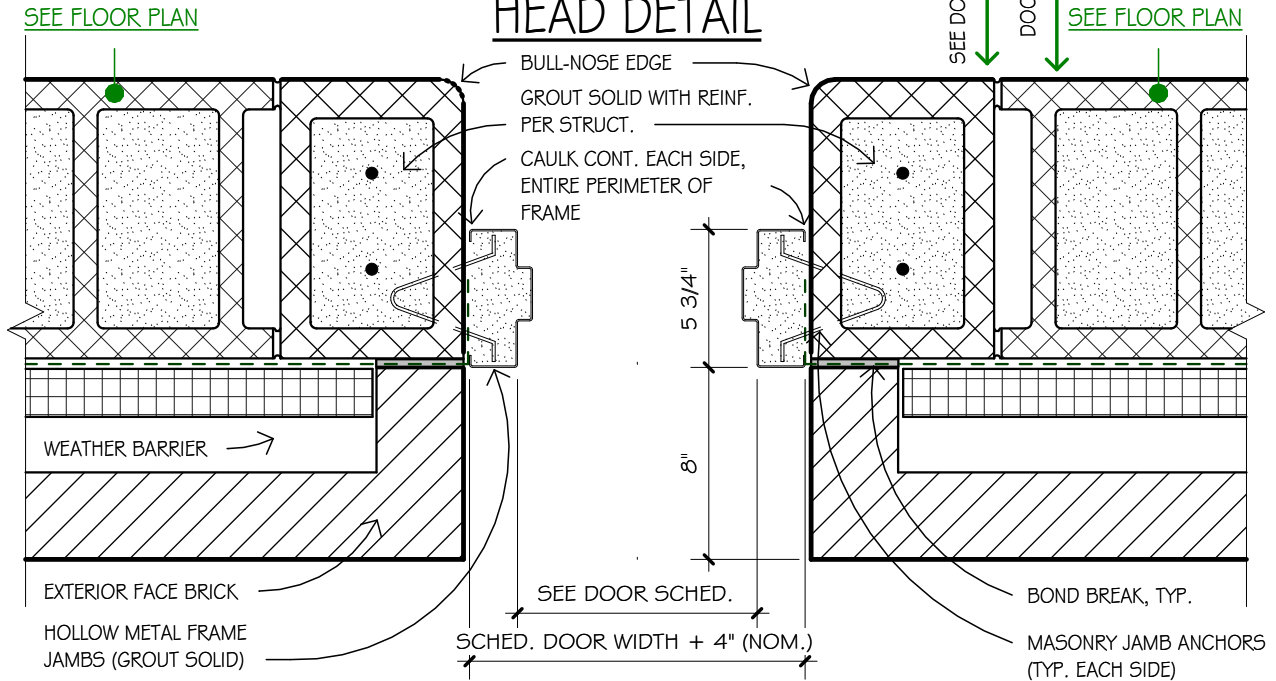
PROJECT NO. 25-16E



BY: BF
DATE MAY 5, 2026
REV.:
DA: 8.23A



HEAD DETAIL



JAMB DETAIL

1 1/2" = 1'-0"

1
8.23B

DOOR DETAIL - BRICK RETURN (STORM RATED)

(EXT. HOLLOW METAL FRAME)



HOENER ARCHITECTS, LLC

6707 PLAINVIEW AVENUE
ST. LOUIS, MISSOURI 63109
OFFICE: 314.781.9855

WADE R. WELCH
LICENSE #200612354

ARCHITECTURAL CORP.
NO. 000193

PROJECT NO. 25-16E



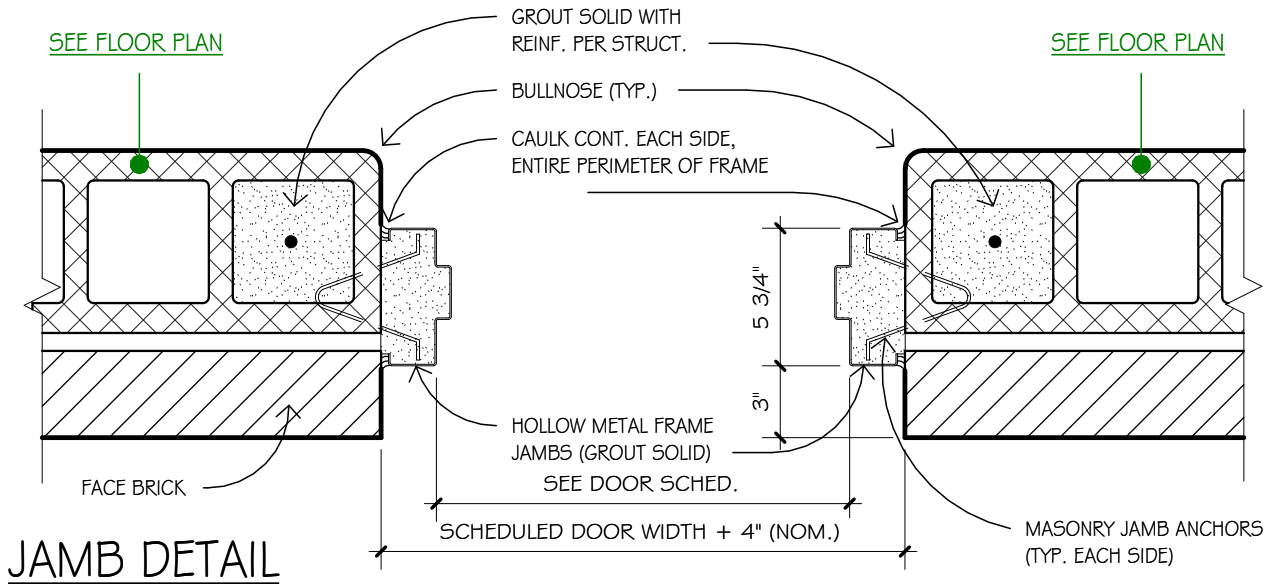
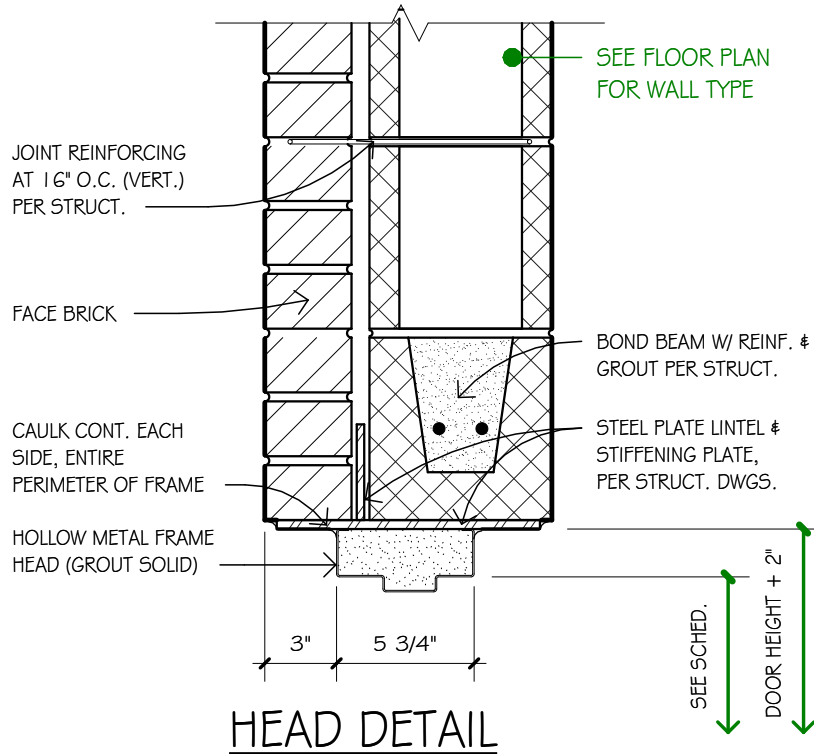
BY: BF

DATE MAY 5, 2026

REV.:

DA: 8.23B

VERIFY FRAME TYPE & SETBACK, ETC.



1 1/2" = 1'-0" 1 DOOR DETAIL
8.24A (HOLLOW METAL FRAME AT CMU & BRICK)



HOENER ARCHITECTS, LLC
 6707 PLAINVIEW AVENUE
 ST. LOUIS, MISSOURI 63109
 OFFICE: 314.781.9855

WADE R. WELCH
 LICENSE #200612354

ARCHITECTURAL CORP.
 NO. 000193

PROJECT NO. 25-16E

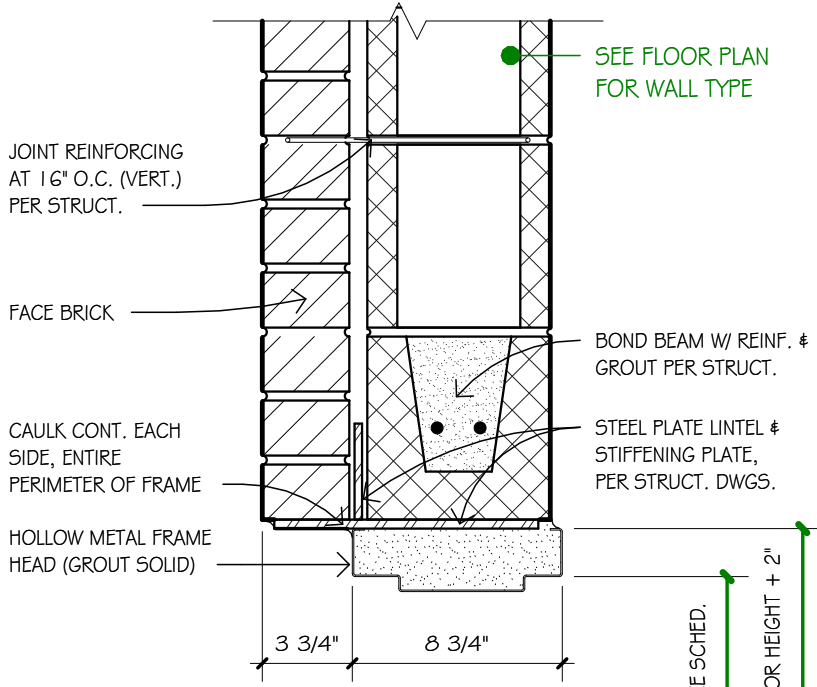


BY: BF

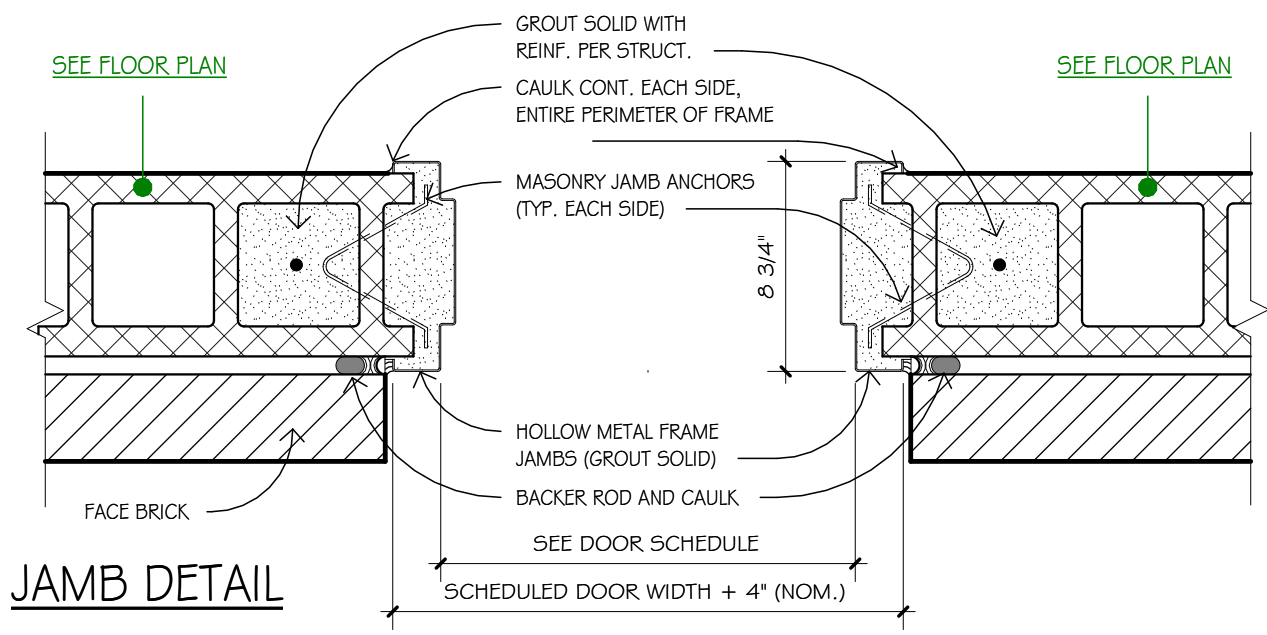
DATE MAY 5, 2026

REV.:

DA: 8.24A



HEAD DETAIL



JAMB DETAIL

1 1/2" = 1'-0"	1	DOOR DETAIL
	8.24B	(HOLLOW METAL FRAME AT CMU & BRICK)

HOENER ARCHITECTS, LLC
 6707 PLAINVIEW AVENUE
 ST. LOUIS, MISSOURI 63109
 OFFICE: 314.781.9855

WADE R. WELCH
 LICENSE #200612354

ARCHITECTURAL CORP.
 NO. 000193

PROJECT NO. 25-16E



BY: BF

DATE MAY 5, 2026

REV.:

DA: 8.24B

JOINT REINFORCING AT
16" O.C. (VERT.) PER
STRUCT.

SEE FLOOR PLAN
FOR WALL TYPE

BOND BEAM W/ REINF. &
GROUT PER STRUCT.

CAULK CONT. EACH SIDE, ENTIRE
PERIMETER OF FRAME

HOLLOW METAL FRAME
HEAD (GROUT SOLID)

HEAD DETAIL

8 3/4"

A8

12 3/4"

A12

SEE SCHED.

DOOR HEIGHT + 2"

SEE FLOOR PLAN

CAULK CONT. EACH SIDE,
ENTIRE PERIMETER OF
FRAME

SEE FLOOR PLAN

GROUT SOLID WITH
REINF. PER STRUCT.

HOLLOW METAL FRAME
JAMBS (GROUT SOLID)

MASONRY JAMB ANCHORS
(TYP. EACH SIDE)

12 3/4"

8 3/4"

SEE DOOR SCHED.

SCHEDULED DOOR WIDTH + 4" (NOM.)

JAMB DETAIL

1 1/2" = 1'-0"

1

TYPICAL DOOR DETAIL

8.31A

(INT. HOLLOW METAL FRAME)



HOENER ARCHITECTS, LLC

6707 PLAINVIEW AVENUE
ST. LOUIS, MISSOURI 63109
OFFICE: 314.781.9855

WADE R. WELCH
LICENSE #200612354

ARCHITECTURAL CORP.
NO. 000193

PROJECT NO. 25-16E

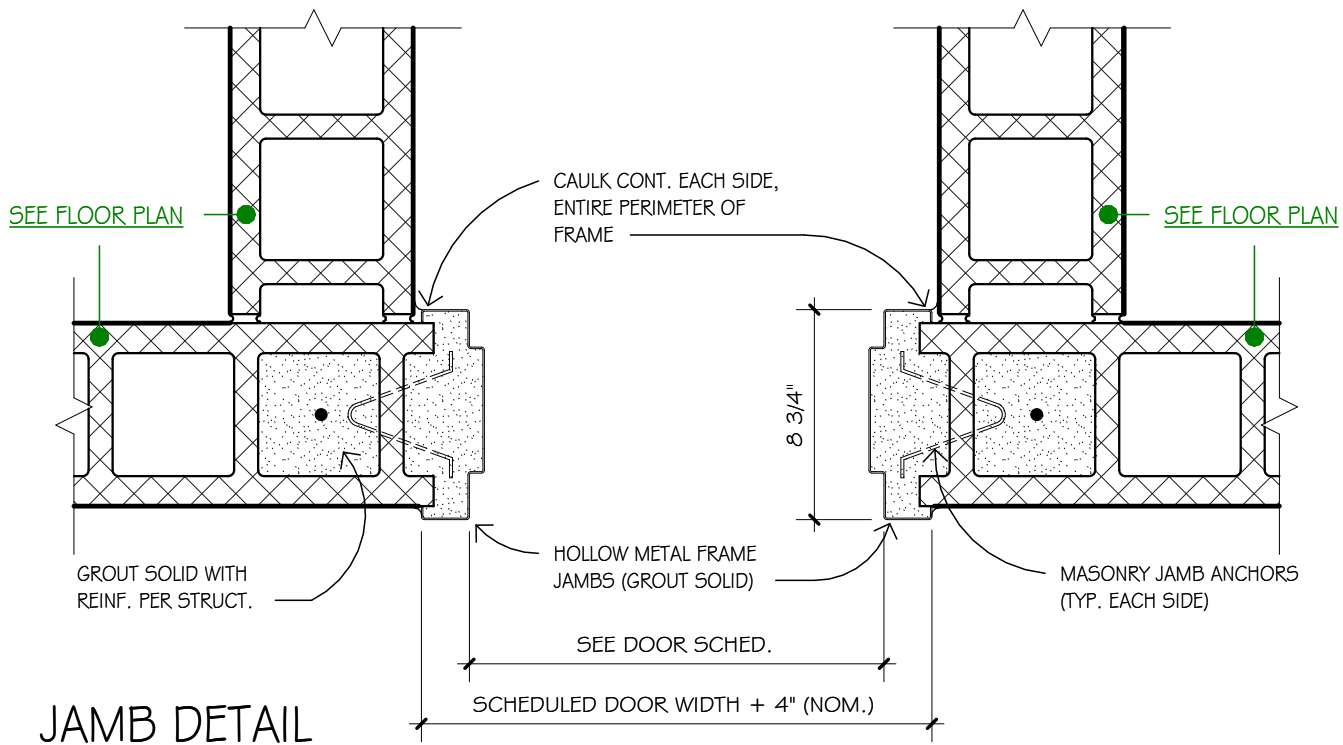
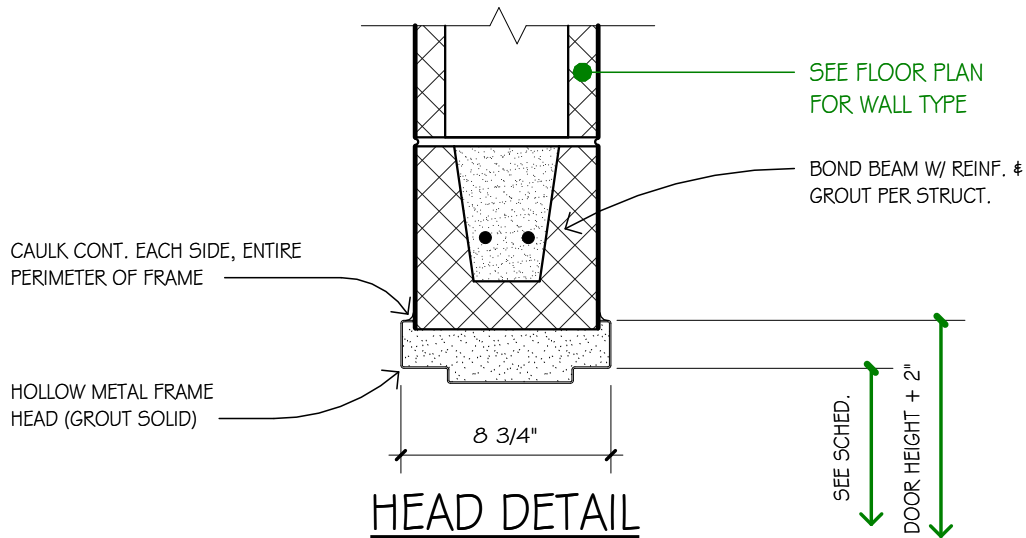


BY: BF

DATE MAY 5, 2026

REV.:

DA: 8.31A



1 1/2" = 1'-0"

1	DOOR DETAIL
8.31B	



HOENER ARCHITECTS, LLC

6707 PLAINVIEW AVENUE
ST. LOUIS, MISSOURI 63109
OFFICE: 314.781.9855

WADE R. WELCH
LICENSE #200612354

ARCHITECTURAL CORP.
NO. 000193

PROJECT NO. 25-16E

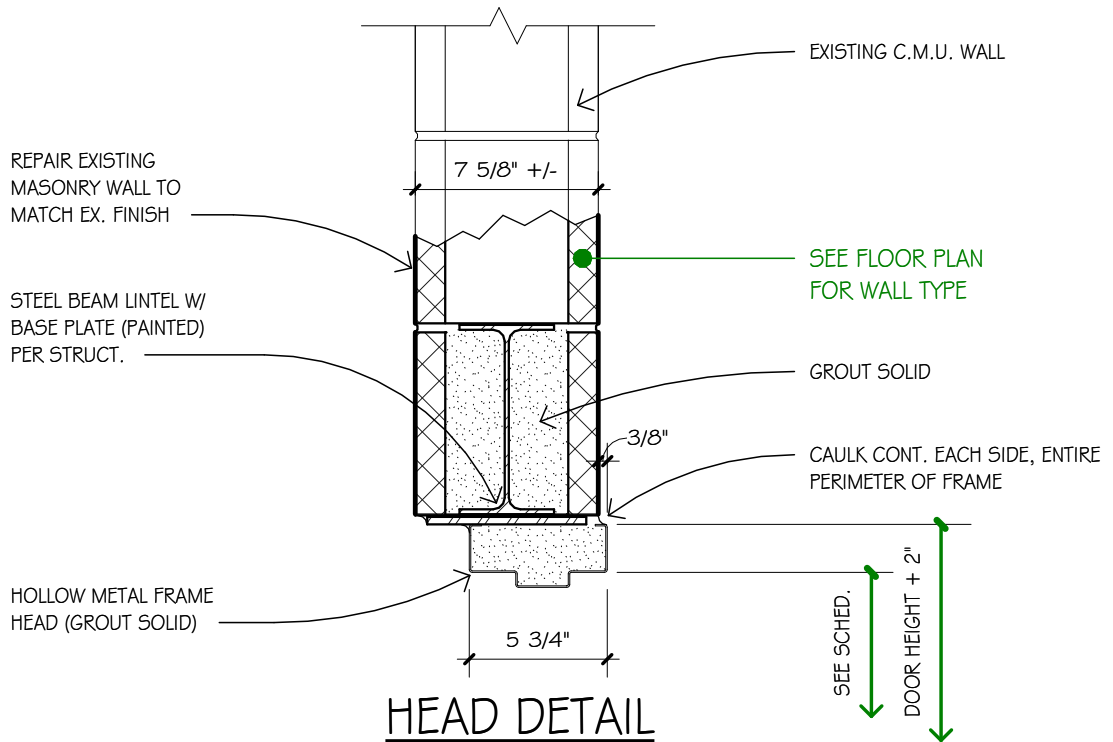


BY: BF

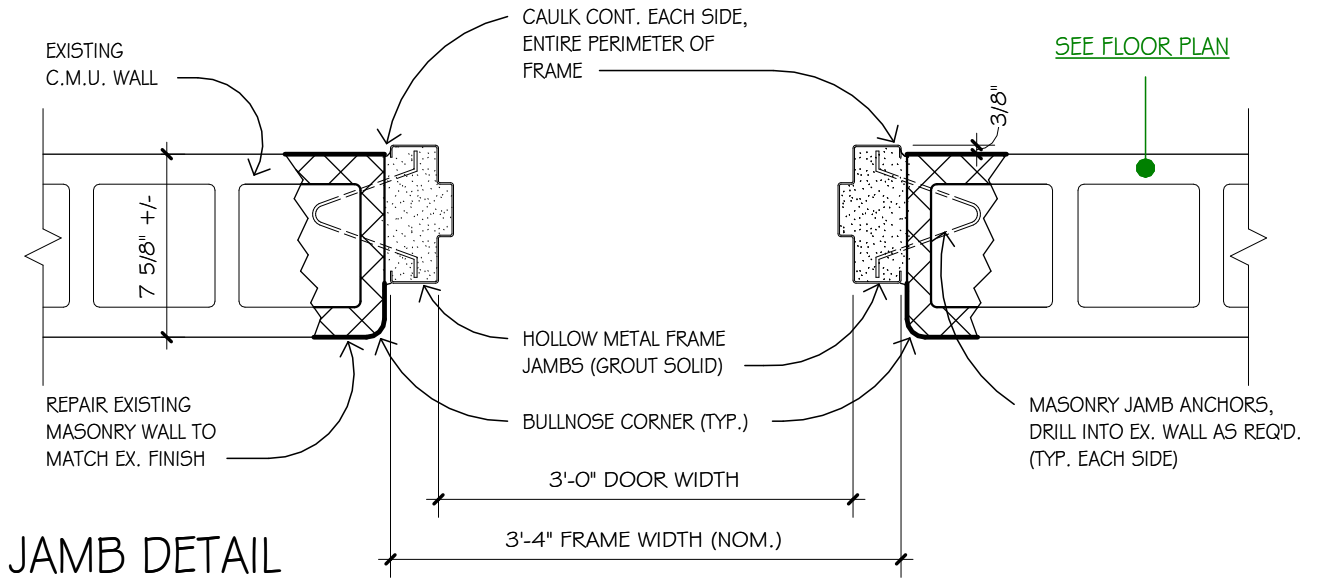
DATE MAY 5, 2026

REV.:

DA: 8.31B



HEAD DETAIL



JAMB DETAIL

1 1/2" = 1'-0"

1
8.31C

 DOOR DETAIL



HOENER ARCHITECTS, LLC

6707 PLAINVIEW AVENUE
ST. LOUIS, MISSOURI 63109
OFFICE: 314.781.9855

WADE R. WELCH
LICENSE #200612354

ARCHITECTURAL CORP.
NO. 000193

PROJECT NO. 25-16E



BY: BF

DATE MAY 5, 2026

REV.:

DA: 8.31C

JOINT REINFORCING AT
16" O.C. (VERT.) PER
STRUCT.

SEE FLOOR PLAN
FOR WALL TYPE

CAULK CONT. EACH SIDE, ENTIRE
PERIMETER OF FRAME

BOND BEAM W/ REINF. &
GROUT PER STRUCT.

HOLLOW METAL FRAME
HEAD (GROUT SOLID)

5 3/4"

SEE SCHED.
DOOR HEIGHT + 2"

HEAD DETAIL

SEE FLOOR PLAN

BULL NOSE C.M.U

SEE FLOOR PLAN

CAULK CONT. EACH SIDE,
ENTIRE PERIMETER OF
FRAME

GROUT SOLID WITH
REINF. PER STRUCT.

5 3/4"

HOLLOW METAL FRAME
JAMBS (GROUT SOLID)

MASONRY JAMB ANCHORS
(TYP. EACH SIDE)

SEE DOOR SCHED.

SCHEDULED DOOR WIDTH + 4" (NOM.)

JAMB DETAIL

1 1/2" = 1'-0"

1
8.32A

DOOR DETAIL - 12" C.M.U. WALL

(INT. 5 3/4" HOLLOW METAL FRAME)



HOENER ARCHITECTS, LLC

6707 PLAINVIEW AVENUE
ST. LOUIS, MISSOURI 63109
OFFICE: 314.781.9855

WADE R. WELCH
LICENSE #200612354

ARCHITECTURAL CORP.
NO. 000193

PROJECT NO. 25-16E



BY: BF

DATE MAY 5, 2026

REV.:

DA: 8.32A

JOINT REINFORCING AT
16" O.C. (VERT.) PER
STRUCT.

SEE FLOOR PLAN
FOR WALL TYPE

BOND BEAM W/ REINF. &
GROUT PER STRUCT.

CAULK CONT. EACH SIDE, ENTIRE
PERIMETER OF FRAME

HOLLOW METAL FRAME
HEAD (GROUT SOLID)

5 3/4" 1"

SEE SCHED.
DOOR HEIGHT + 2"

HEAD DETAIL

SEE FLOOR PLAN

SEE FLOOR PLAN

BULL-NOSE EDGE (TYP.)

CAULK CONT. EACH SIDE,
ENTIRE PERIMETER OF
FRAME

GROUT SOLID WITH
REINF. PER STRUCT.

HOLLOW METAL FRAME
JAMBS (GROUT SOLID)

MASONRY JAMB ANCHORS
(TYP. EACH SIDE)

5 3/4"

SEE DOOR SCHED.

SCHEDULED DOOR WIDTH + 4" (NOM.)

JAMB DETAIL

1 1/2" = 1'-0"

1

DOOR DETAIL - 12" C.M.U. WALL

8.32B

(INT. 5 3/4" HOLLOW METAL FRAME - 1" OFFSET)



HOENER ARCHITECTS, LLC

6707 PLAINVIEW AVENUE
ST. LOUIS, MISSOURI 63109
OFFICE: 314.781.9855

WADE R. WELCH
LICENSE #200612354

ARCHITECTURAL CORP.
NO. 000193

PROJECT NO. 25-16E



BY: BF

DATE MAY 5, 2026

REV.:

DA: 8.32B

JOINT REINFORCING AT
16" O.C. (VERT.) PER
STRUCT.

SEE FLOOR PLAN
FOR WALL TYPE

CAULK CONT. EACH SIDE, ENTIRE
PERIMETER OF FRAME

BOND BEAM W/ REINF. &
GROUT PER STRUCT.

HOLLOW METAL FRAME
HEAD (GROUT SOLID)

DOUBLE EGRESS FRAME
BEYOND (OPPOSITE SWING)

8 3/4"

SEE SCHED.
DOOR HEIGHT + 2"

HEAD DETAIL

SEE FLOOR PLAN

CAULK CONT. EACH SIDE,
ENTIRE PERIMETER OF
FRAME

SEE FLOOR PLAN

GROUT SOLID WITH
REINF. PER STRUCT.

HOLLOW METAL FRAME
JAMBS (GROUT SOLID)

MASONRY JAMB ANCHORS
(TYP. EACH SIDE)

8 3/4"

SEE DOOR SCHED.

SCHEDULE DOOR WIDTH + 4"

JAMB DETAIL

1 1/2" = 1'-0"

1
8.33

DOUBLE EGRESS DOOR DETAIL

(INT. HOLLOW METAL FRAME)



HOENER ARCHITECTS, LLC

6707 PLAINVIEW AVENUE
ST. LOUIS, MISSOURI 63109
OFFICE: 314.781.9855

WADE R. WELCH
LICENSE #200612354

ARCHITECTURAL CORP.
NO. 000193

PROJECT NO. 25-16E



BY: BF

DATE MAY 5, 2026

REV.:

DA: 8.33

JOINT REINFORCING AT
16" O.C. (VERT.) PER
STRUCT.

GROUND FACE BLOCK

STEEL PLATE, STIFFENING
PLATE PER STRUCTURAL
DRAWINGS

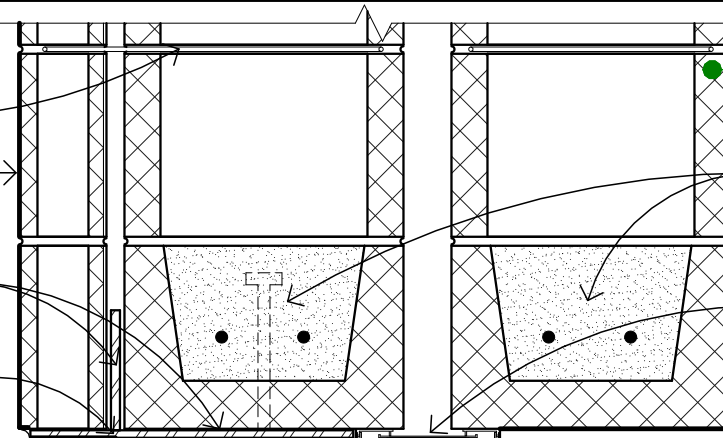
CAULK CONT. EACH SIDE, ENTIRE
PERIMETER OF FRAME

HOLLOW METAL FRAME
HEAD (GROUT SOLID)

SEE FLOOR PLAN
FOR WALL TYPE

BOND BEAM W/ REINF. &
GROUT PER STRUCT.

EXPANSION JOINT
COVER - TYPE "C"

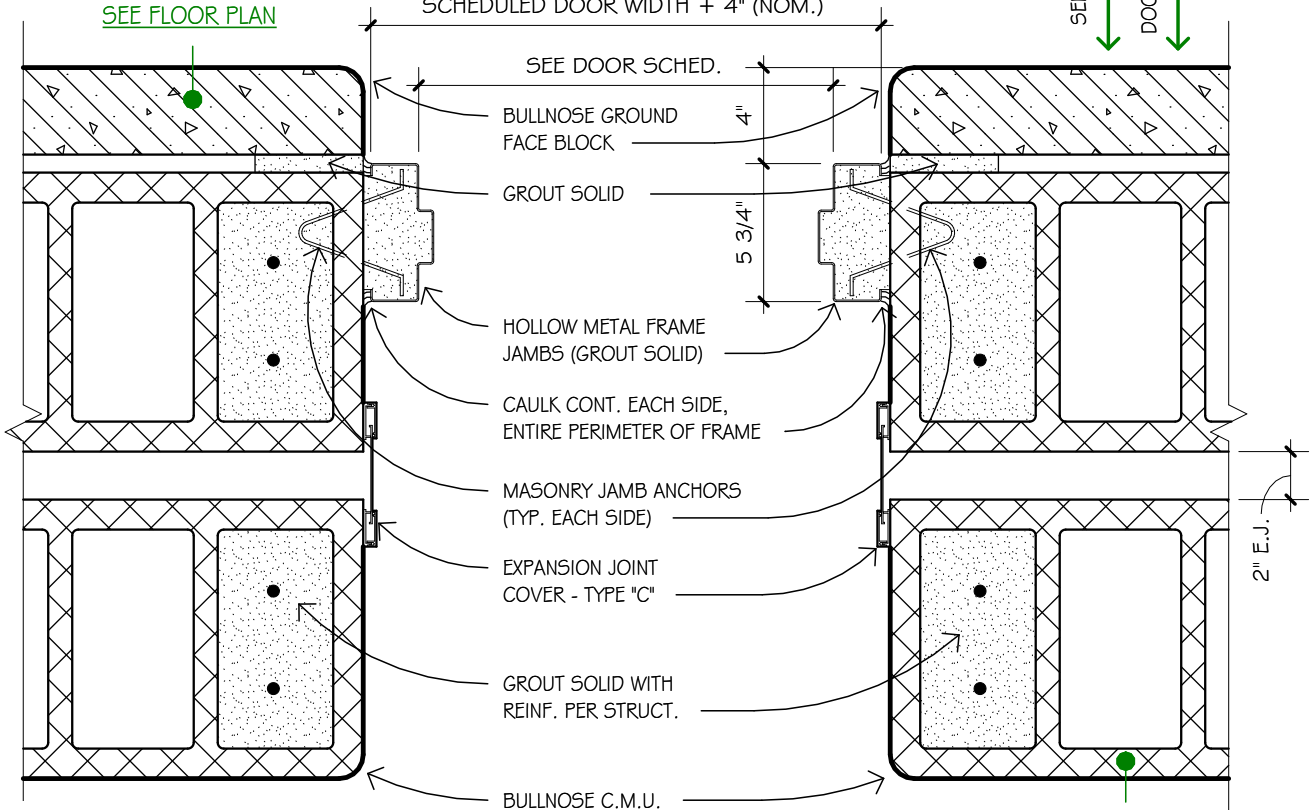


HEAD DETAIL

SEE SCHED.
DOOR HEIGHT + 2"

SEE FLOOR PLAN

SCHEDULED DOOR WIDTH + 4" (NOM.)



JAMB DETAIL

SEE FLOOR PLAN

1 1/2" = 1'-0"

1
8.34

DOOR DETAIL - DOUBLE 12" C.M.U. WALL
(INT. 5 3/4" HOLLOW METAL FRAME)



HOENER ARCHITECTS, LLC

6707 PLAINVIEW AVENUE
ST. LOUIS, MISSOURI 63109
OFFICE: 314.781.9855

WADE R. WELCH
LICENSE #200612354

ARCHITECTURAL CORP.
NO. 000193

PROJECT NO. 25-16E



BY: BF

DATE MAY 5, 2026

REV.:

DA: 8.34

JOINT REINFORCING AT
16" O.C. (VERT.) PER
STRUCT.

SEE FLOOR PLAN
FOR WALL TYPE

BOND BEAM W/ REINF. &
GROUT PER STRUCT.

CAULK CONT. EACH SIDE, ENTIRE
PERIMETER OF FRAME

EXPANSION JOINT
COVER - TYPE "C"

HOLLOW METAL FRAME
HEAD (GROUT SOLID)

5 3/4" **HEAD DETAIL**

SEE SCHED.
DOOR HEIGHT + 2"

SCHEDULED DOOR WIDTH + 4" (NOM.)

SEE FLOOR PLAN

SEE DOOR SCHED.

GROUT SOLID

HOLLOW METAL FRAME
JAMBS (GROUT SOLID)

CAULK CONT. EACH SIDE,
ENTIRE PERIMETER OF FRAME

MASONRY JAMB ANCHORS
(TYP. EACH SIDE)

EXPANSION JOINT
COVER - TYPE "C"

GROUT SOLID WITH
REINF. PER STRUCT.

BULLNOSE C.M.U.

JAMB DETAIL

SEE FLOOR PLAN

1 1/2" = 1'-0"

1

DOOR DETAIL - DOUBLE 12" C.M.U. WALL

8.35

(INT. 5 3/4" HOLLOW METAL FRAME)



HOENER ARCHITECTS, LLC

6707 PLAINVIEW AVENUE
ST. LOUIS, MISSOURI 63109
OFFICE: 314.781.9855

WADE R. WELCH
LICENSE #200612354

ARCHITECTURAL CORP.
NO. 000193

PROJECT NO. 25-16E

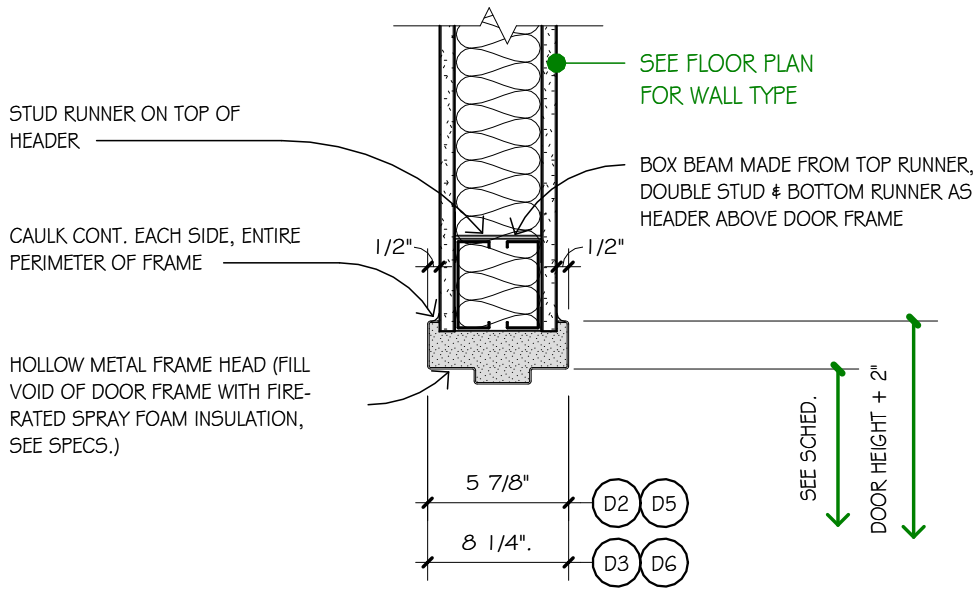


BY: BF

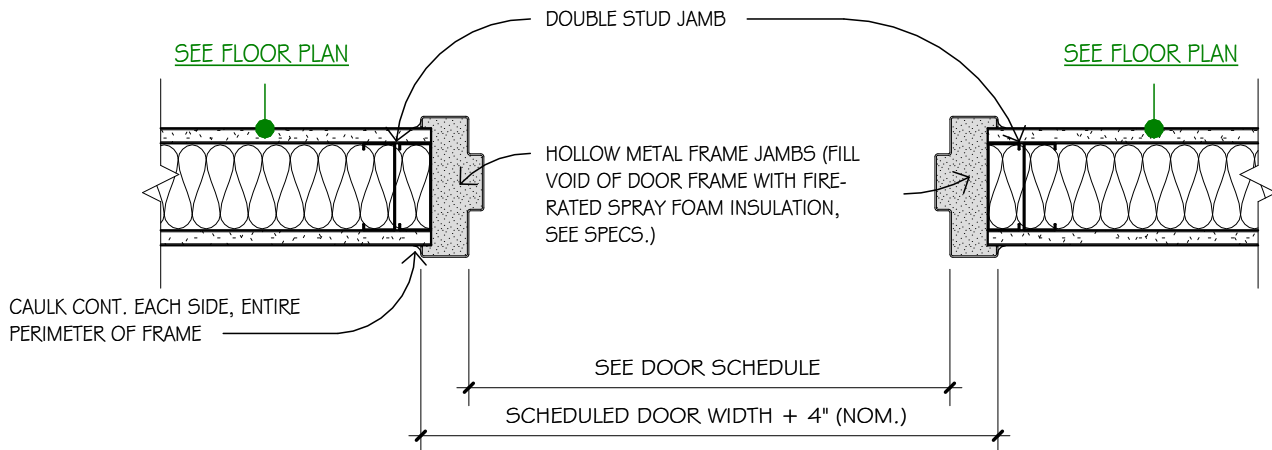
DATE MAY 5, 2026

REV.:

DA: 8.35



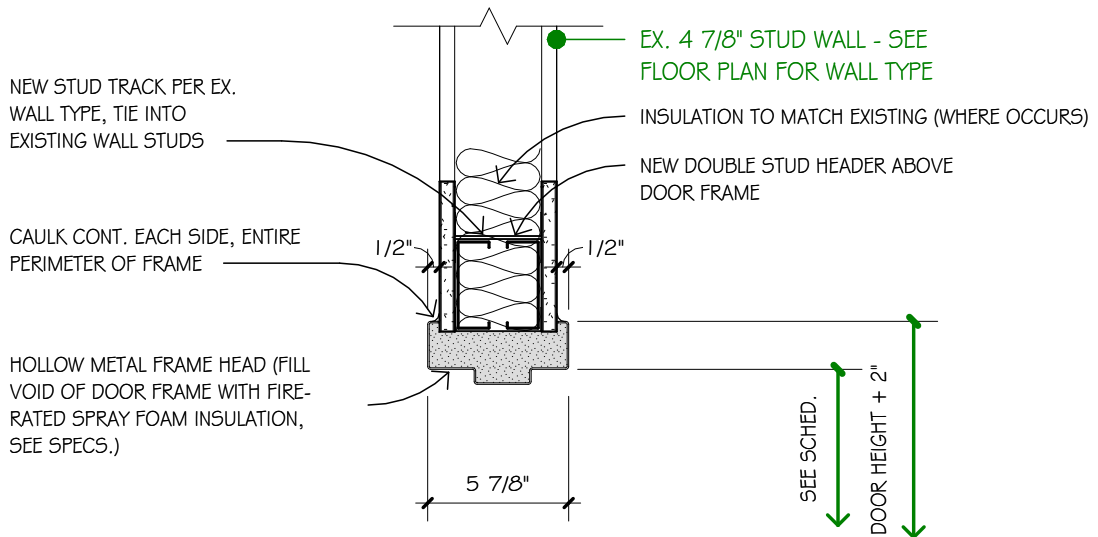
HEAD DETAIL



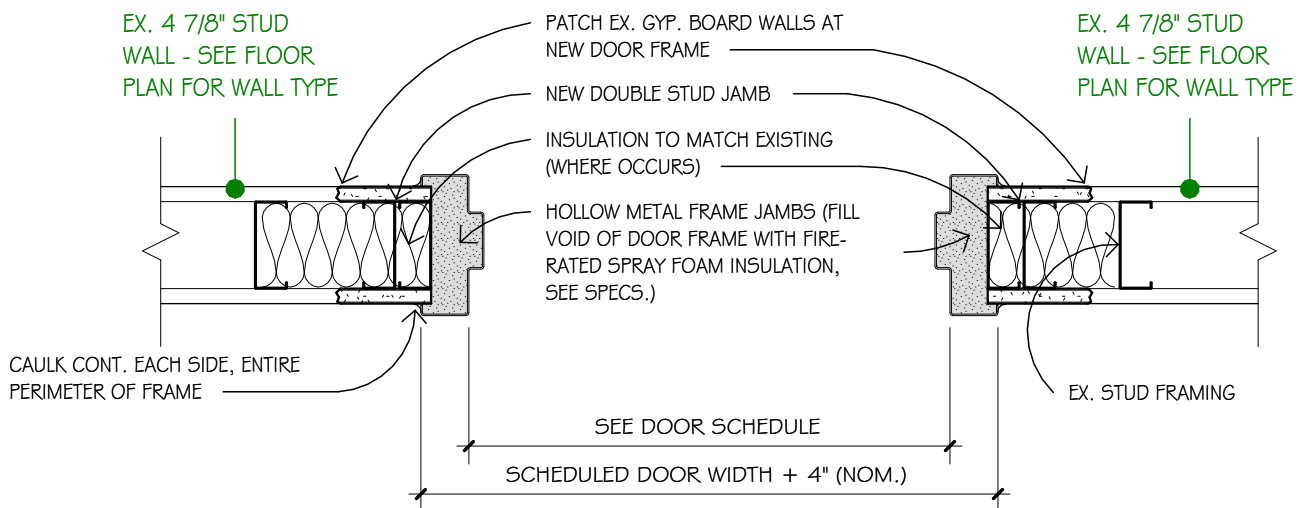
JAMB DETAIL

1 1/2" = 1'-0"	1	TYPICAL DOOR DETAIL
	8.36	(DRYWALL PARTITION)

<p>HOENER ARCHITECTS, LLC 6707 PLAINVIEW AVENUE ST. LOUIS, MISSOURI 63109 OFFICE: 314.781.9855</p>		BY: BF
		DATE: MAY 5, 2026
WADE R. WELCH LICENSE #200612354	ARCHITECTURAL CORP. NO. 000193	REV.:
PROJECT NO. 25-16E		DA: 8.36



HEAD DETAIL



JAMB DETAIL

1 1/2" = 1'-0"	1	DOOR DETAIL
	8.37	(EXISTING DRYWALL PARTITION)



HOENER ARCHITECTS, LLC

6707 PLAINVIEW AVENUE
ST. LOUIS, MISSOURI 63109
OFFICE: 314.781.9855

WADE R. WELCH
LICENSE #200612354

ARCHITECTURAL CORP.
NO. 000193

PROJECT NO. 25-16E



BY: BF

DATE MAY 5, 2026

REV.:

DA: 8.37

JOINT REINFORCING AT 16" O.C. (VERT.) PER STRUCT.

SEE FLOOR PLAN FOR WALL TYPE

GLASS TYPE PER BORROW LIGHT ELEV.
 HOLLOW METAL FRAME SILL (GROUT SOLID)
 CAULK CONT. EACH SIDE, ENTIRE PERIMETER OF FRAME

CHANNEL STOPS PER SPECS.

BOND BEAM W/ REINF. & GROUT PER STRUCT.

CAULK CONT. EACH SIDE, ENTIRE PERIMETER OF FRAME

HOLLOW METAL FRAME HEAD (GROUT SOLID)

GLASS TYPE PER BORROW LIGHT ELEV.

CHANNEL STOPS PER SPECS.

SEE SCHED.

WINDOW HEIGHT + 4"

HEAD DETAIL

SILL DETAIL

SEE FLOOR PLAN

CAULK CONT. EACH SIDE, ENTIRE PERIMETER OF FRAME

CHANNEL STOPS PER SPECS.

SEE FLOOR PLAN

GLASS TYPE PER BORROW LIGHT ELEV.

GROUT SOLID WITH REINF. PER STRUCT.

HOLLOW METAL FRAME JAMBS (GROUT SOLID)

MASONRY JAMB ANCHORS (TYP. EACH SIDE)

SEE BORROW LIGHT SCHED.

SCHEDULED WIDTH + 4" (NOM.)

JAMB DETAIL

1 1/2" = 1'-0"

1

TYPICAL BORROW LIGHT DETAILS

8.51

(INT. HOLLOW METAL FRAME)



HOENER ARCHITECTS, LLC

6707 PLAINVIEW AVENUE
 ST. LOUIS, MISSOURI 63109
 OFFICE: 314.781.9855

WADE R. WELCH
 LICENSE #200612354

ARCHITECTURAL CORP.
 NO. 000193

PROJECT NO. 25-16E

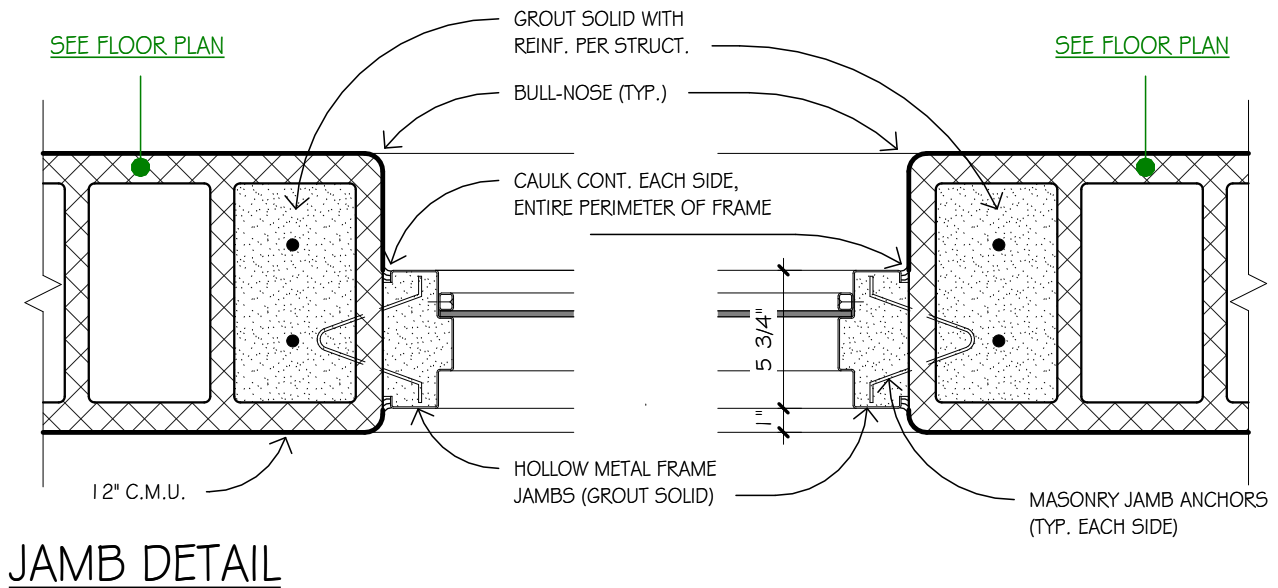
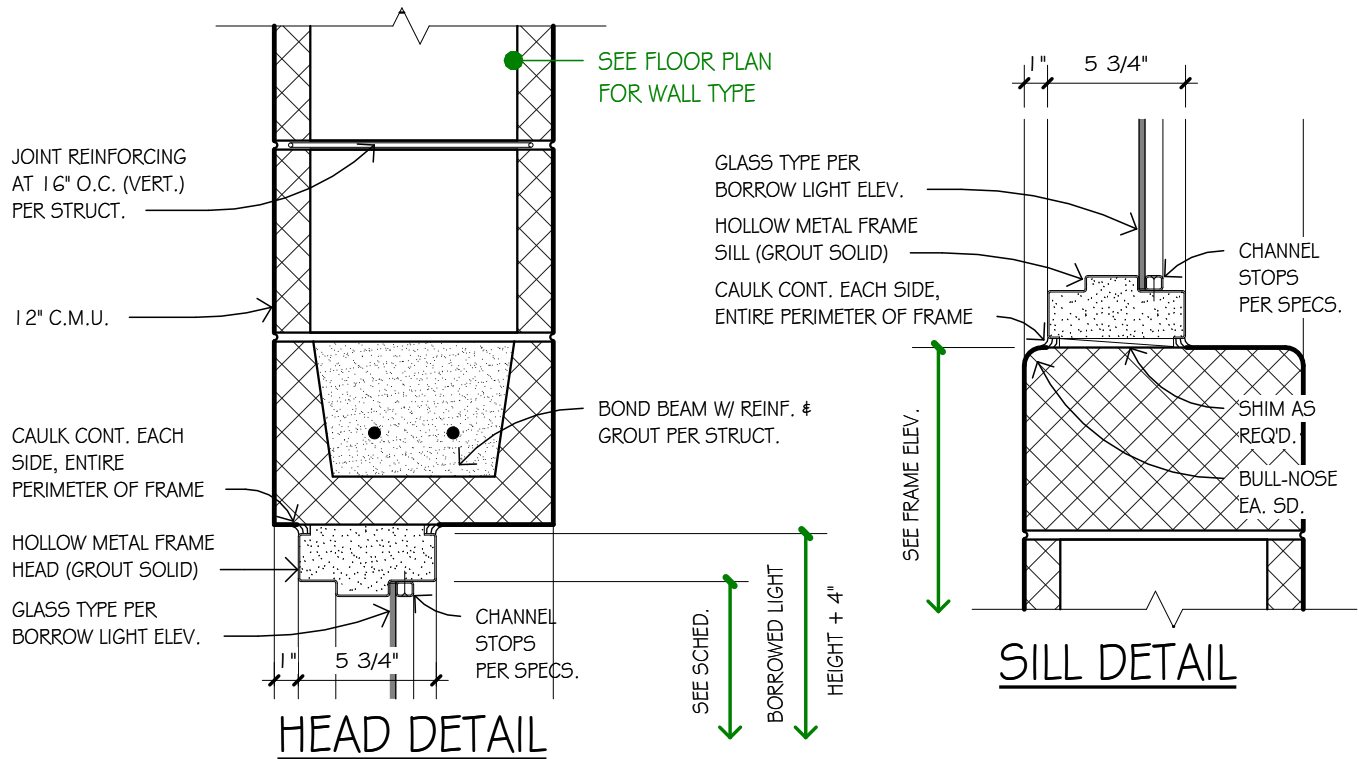


BY: BF

DATE MAY 5, 2026

REV.:

DA: 8.51



1 1/2" = 1'-0"

1	BORROW LIGHT DETAILS - 12" C.M.U.
8.52A	(INT. HOLLOW METAL FRAME)

HOENER ARCHITECTS, LLC
 6707 PLAINVIEW AVENUE
 ST. LOUIS, MISSOURI 63109
 OFFICE: 314.781.9855

WADE R. WELCH
 LICENSE #200612354

ARCHITECTURAL CORP.
 NO. 000193

PROJECT NO. 25-16E

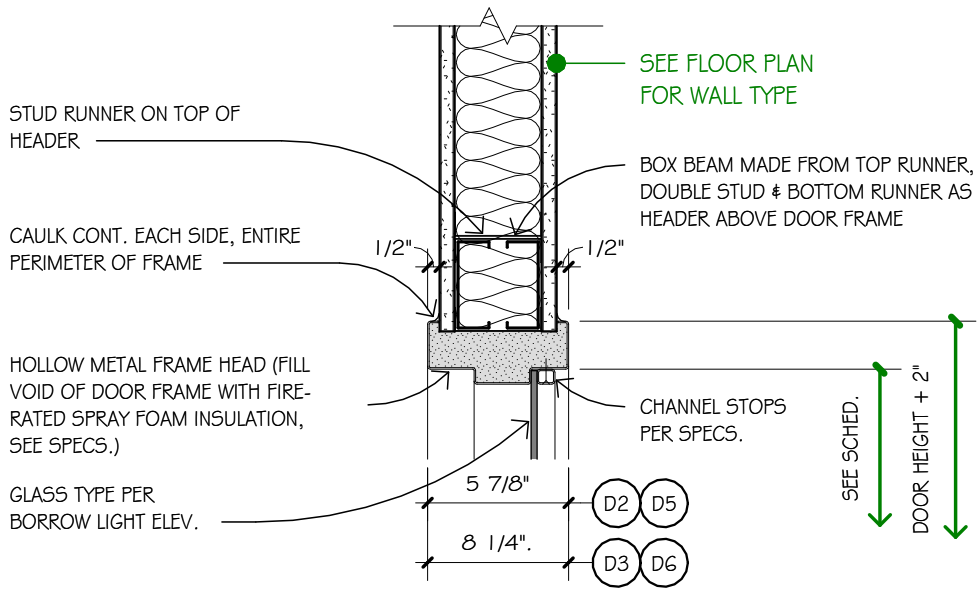


BY: BF

DATE MAY 5, 2026

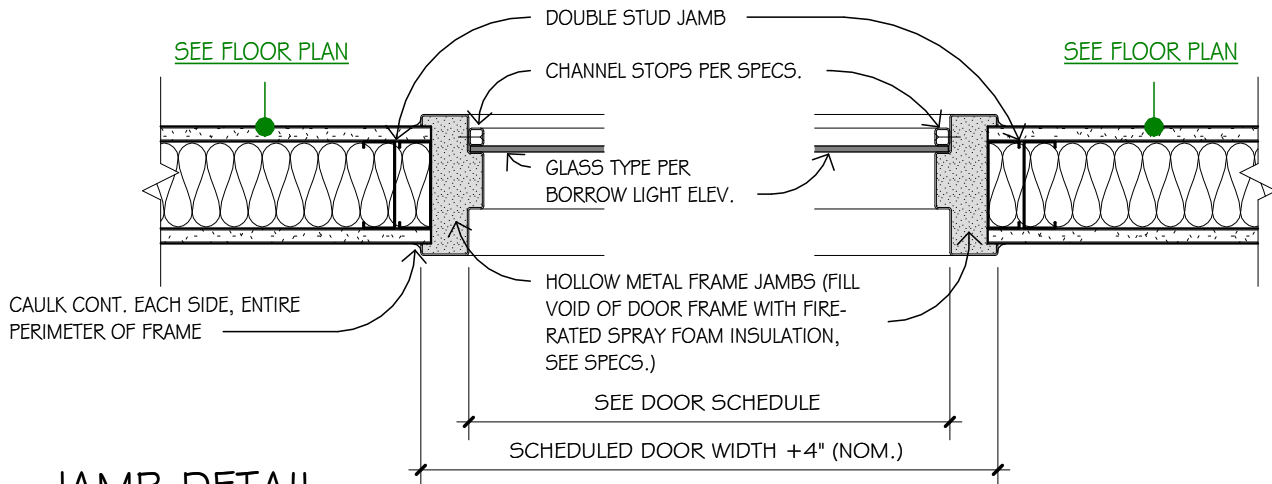
REV.:

DA: 8.52A



HEAD DETAIL

SILL SIMILAR



JAMB DETAIL

1 1/2" = 1'-0"	1	TYPICAL BORROWED LIGHT DETAILS
	8.55	(DRYWALL PARTITION)

HOENER ARCHITECTS, LLC
 6707 PLAINVIEW AVENUE
 ST. LOUIS, MISSOURI 63109
 OFFICE: 314.781.9855

WADE R. WELCH
 LICENSE #200612354

ARCHITECTURAL CORP.
 NO. 000193

PROJECT NO. 25-16E



BY: BF

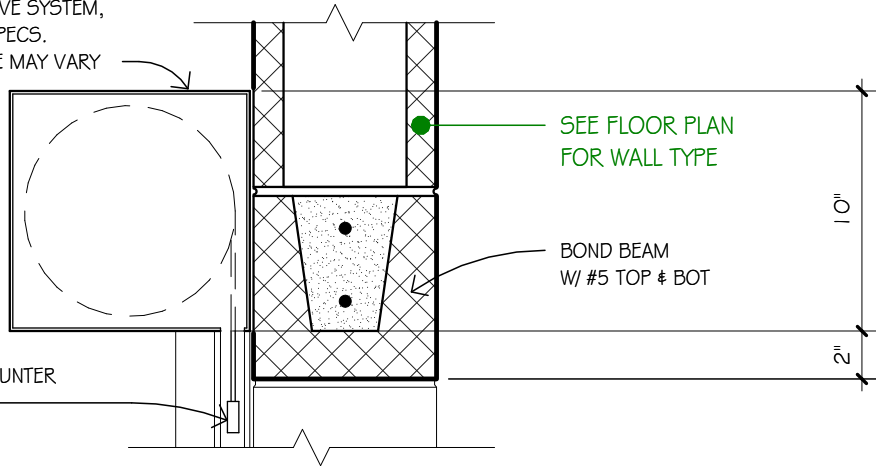
DATE MAY 5, 2026

REV.:

DA: 8.55

HEAD DETAIL

ROLLING COUNTER HOOD & DRIVE SYSTEM, REFER TO SPECS. ACTUAL SIZE MAY VARY



SEE FLOOR PLAN FOR WALL TYPE

BOND BEAM W/ #5 TOP & BOT

ROLLING COUNTER SHUTTER

JAMB DETAIL

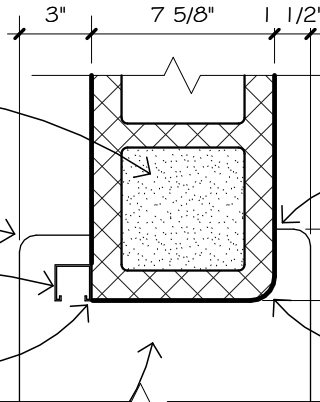
GROUT SOLID

RADIUS TYP.

DOOR TRACK

NO BULLNOSE EDGE ON DISHWASHING SIDE

STAINLESS STEEL SILL AND ENDS BY KITCHEN EQUIPMENT SUPPLIER



CAULK BOTH SIDES TYPICAL

BULLNOSE EDGE

WOOD BLOCKING AS REQUIRED

4'-6" R.O.

4'-0" M.O.

2'-8" A.F.F.

2'-10" A.F.F.

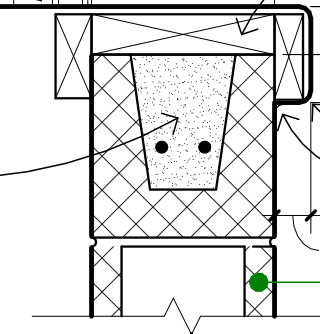
SILL DETAIL

GROUT CORES SOLID

RAD. TYP.

CAULK TYP.

SEE FLOOR PLAN FOR WALL TYPE



1 1/2" = 1'-0"

1
8.81

S/S COUNTER SHUTTER - 20 MIN. RATED
(IN C.M.U. WALL)



HOENER ARCHITECTS, LLC

6707 PLAINVIEW AVENUE
ST. LOUIS, MISSOURI 63109
OFFICE: 314.781.9855

WADE R. WELCH
LICENSE #200612354

ARCHITECTURAL CORP.
NO. 000193

PROJECT NO. 25-16E

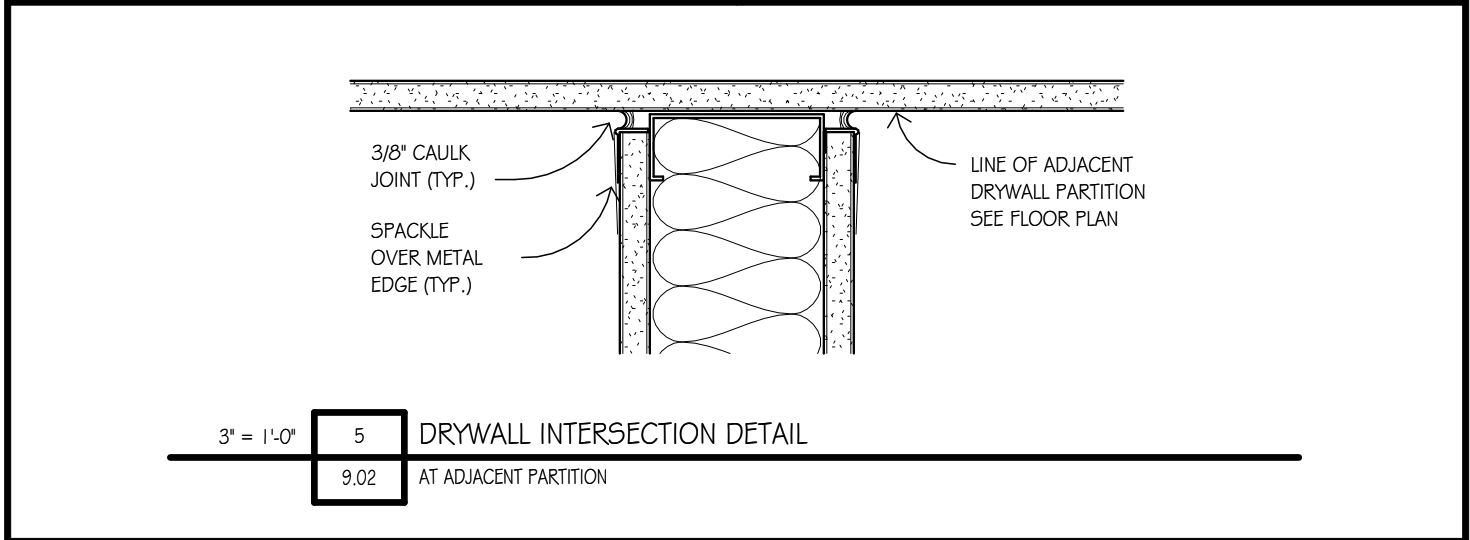
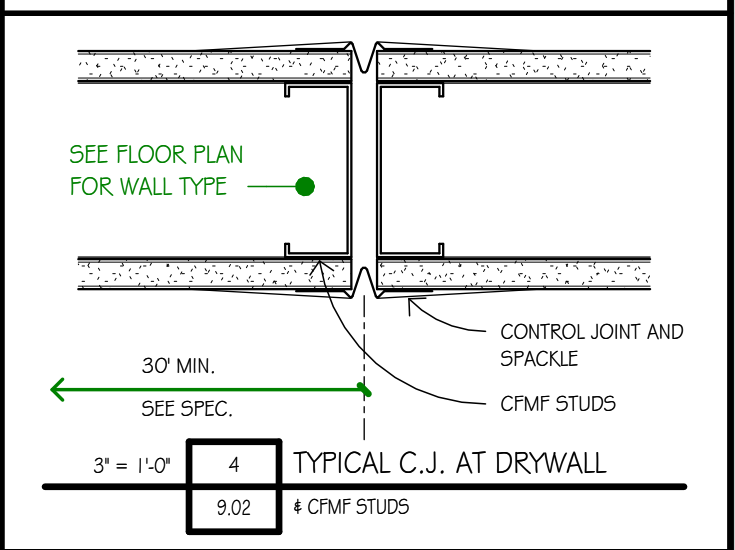
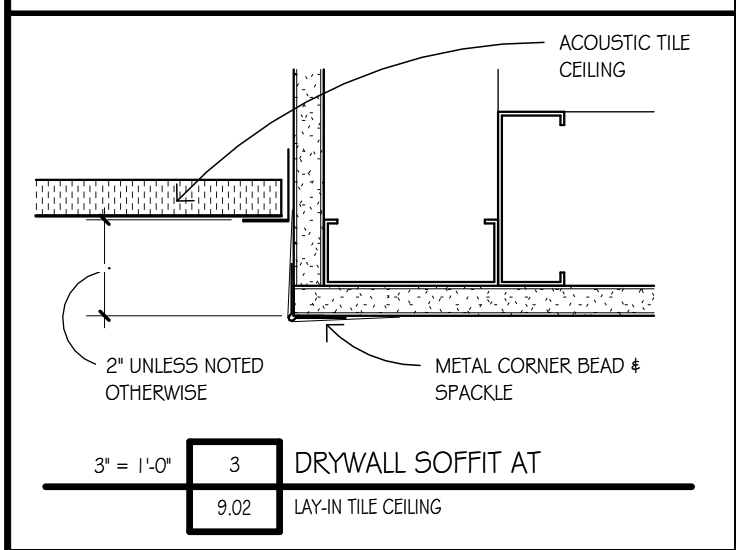
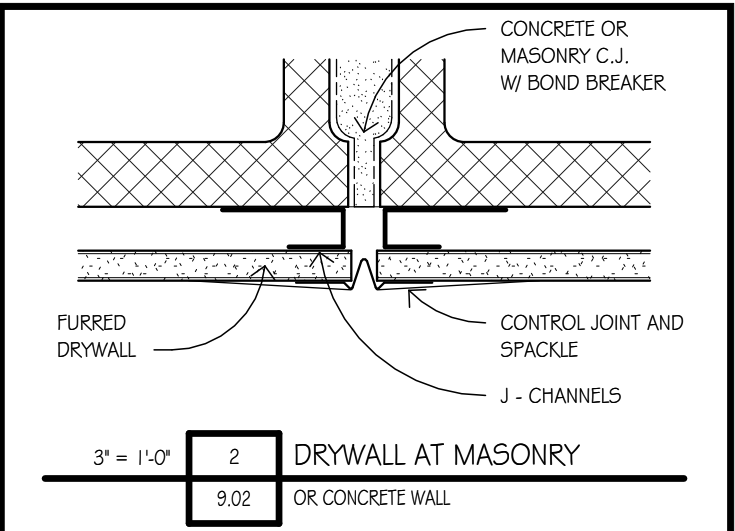
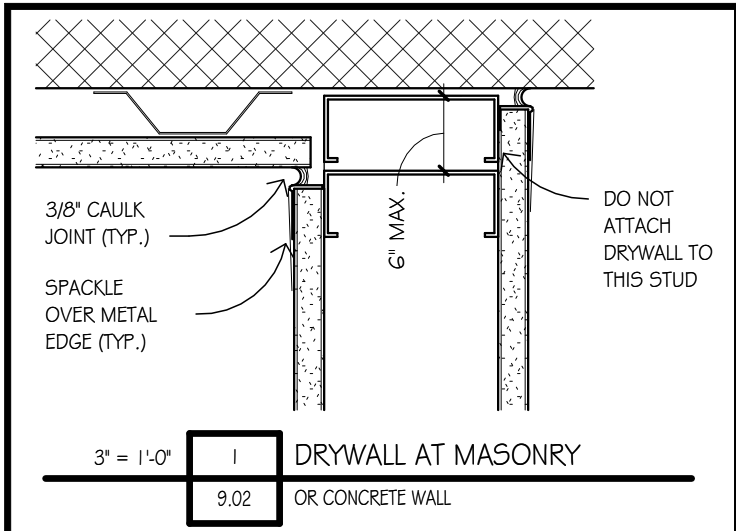


BY: KR

DATE MAY 5, 2026

REV.:

DA: 8.81




HOENER ARCHITECTS, LLC
 6707 PLAINVIEW AVENUE
 ST. LOUIS, MISSOURI 63109
 OFFICE: 314.781.9855

WADE R. WELCH
 LICENSE #200612354

ARCHITECTURAL CORP.
 NO. 000193

PROJECT NO. 25-16E

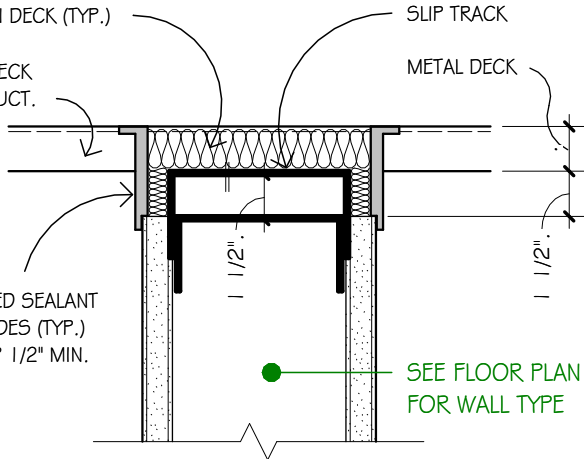


BY: BF
DATE MAY 5, 2026
REV.:
DA: 9.02

MINERAL WOOL
INSULATION
COMPRESSED IN
VOIDS IN DECK (TYP.)

METAL DECK
SEE STRUCT.

TROWELED SEALANT
BOTH SIDES (TYP.)
OVERLAP 1/2" MIN.



NOTE: USE FIRE-RATED MATERIALS INSTALLED IN ACCORDANCE
TO MANUFACTURERS DETAILS AS REQ'D TO ACHIEVE FIRE RATING
SHOWN ON REFLECTED CEILING PLAN
UL SYSTEM # HW-D-0059

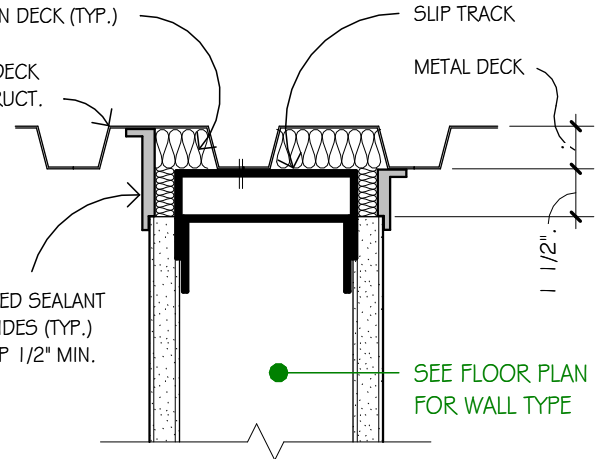
1 1/2" = 1'-0"

1	DRYWALL PARTITION
9.03	(PERP. TO FLUTES)

MINERAL WOOL
INSULATION
COMPRESSED IN
VOIDS IN DECK (TYP.)

METAL DECK
SEE STRUCT.

TROWELED SEALANT
BOTH SIDES (TYP.)
OVERLAP 1/2" MIN.



NOTE: USE FIRE-RATED MATERIALS INSTALLED IN ACCORDANCE
TO MANUFACTURERS DETAILS AS REQ'D TO ACHIEVE FIRE RATING
SHOWN ON REFLECTED CEILING PLAN
UL SYSTEM # HW-D-0059

1 1/2" = 1'-0"

2	DRYWALL PARTITION
9.03	(PARALLEL TO FLUTES)




HOENER ARCHITECTS, LLC

6707 PLAINVIEW AVENUE
ST. LOUIS, MISSOURI 63109
OFFICE: 314.781.9855

WADE R. WELCH
LICENSE #200612354

ARCHITECTURAL CORP.
NO. 000193

PROJECT NO. 25-16E

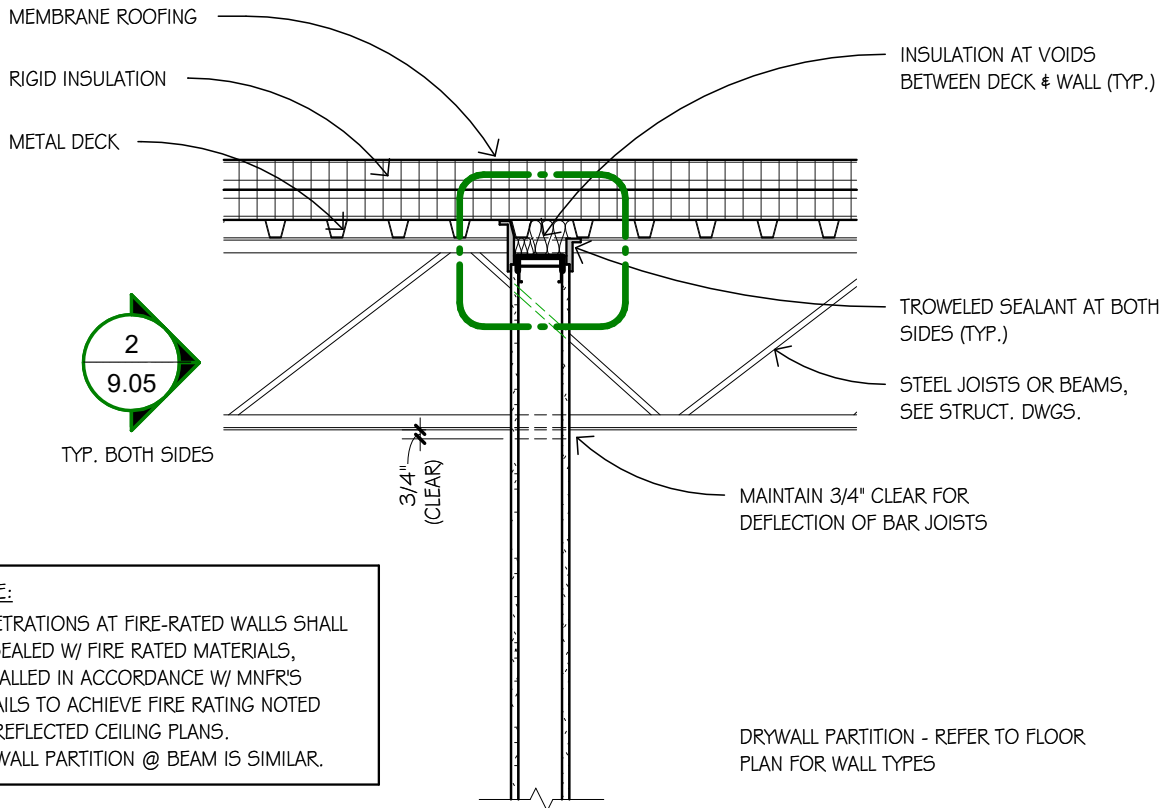


BY: BF

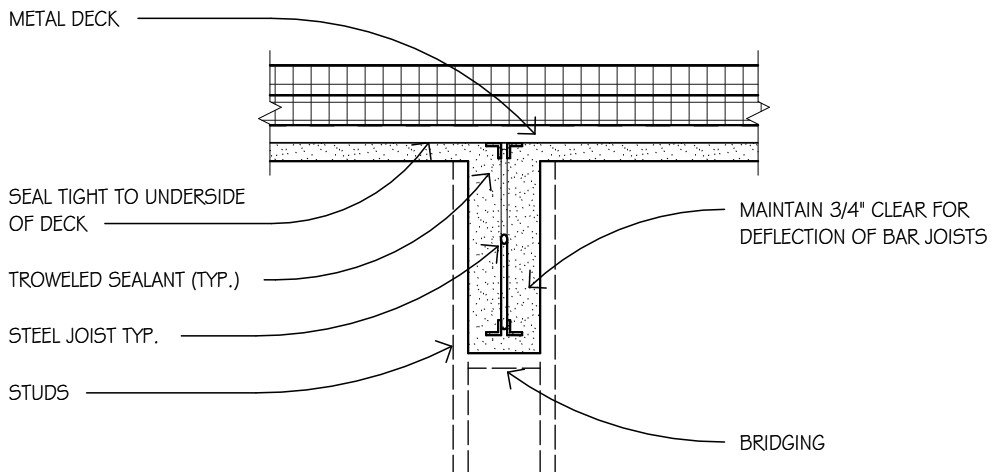
DATE MAY 5, 2026

REV.:

DA: 9.03



3/4" = 1'-0" 1 TYPICAL DRYWALL PARTITION
9.05 TERMINATION AT BAR JOIST - SECTION



3/4" = 1'-0" 2 TYPICAL DRYWALL PARTITION
9.05 TERMINATION AT BAR JOIST - ELEVATION



HOENER ARCHITECTS, LLC

6707 PLAINVIEW AVENUE
 ST. LOUIS, MISSOURI 63109
 OFFICE: 314.781.9855

WADE R. WELCH
 LICENSE #200612354

ARCHITECTURAL CORP.
 NO. 000193

PROJECT NO. 25-16E

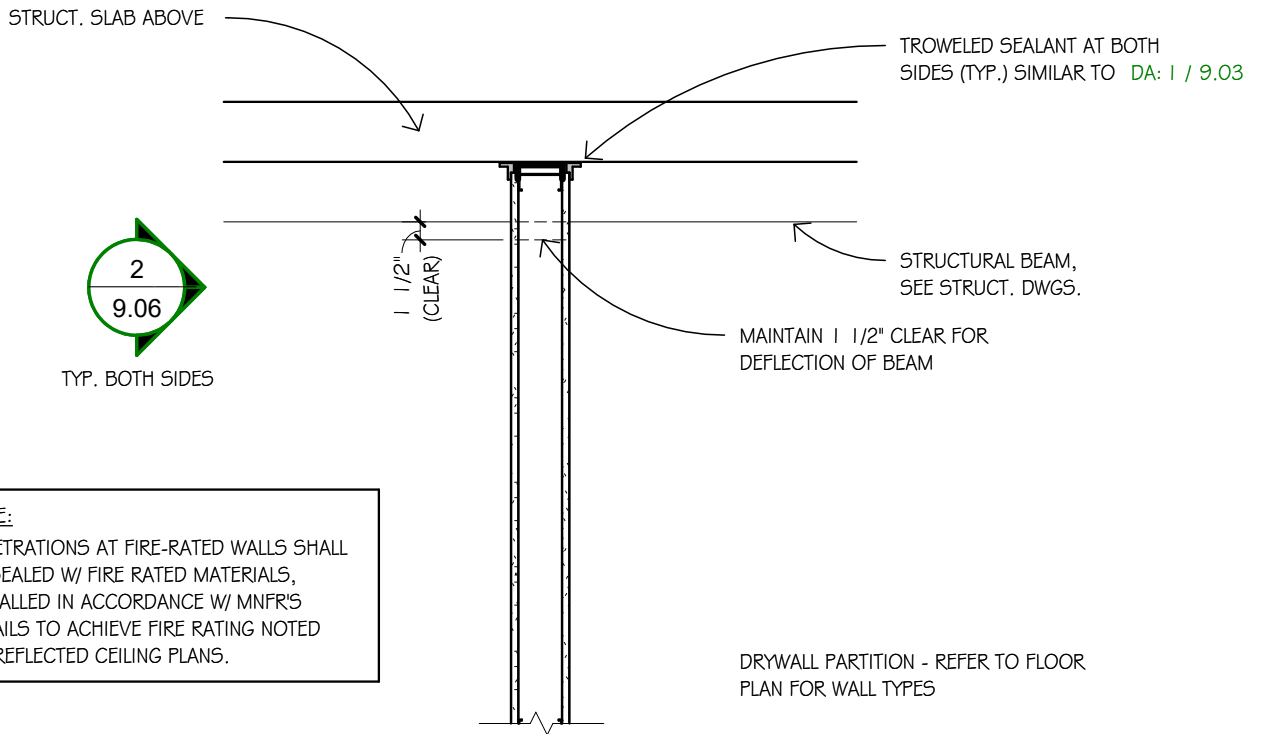


BY: BF

DATE MAY 5, 2026

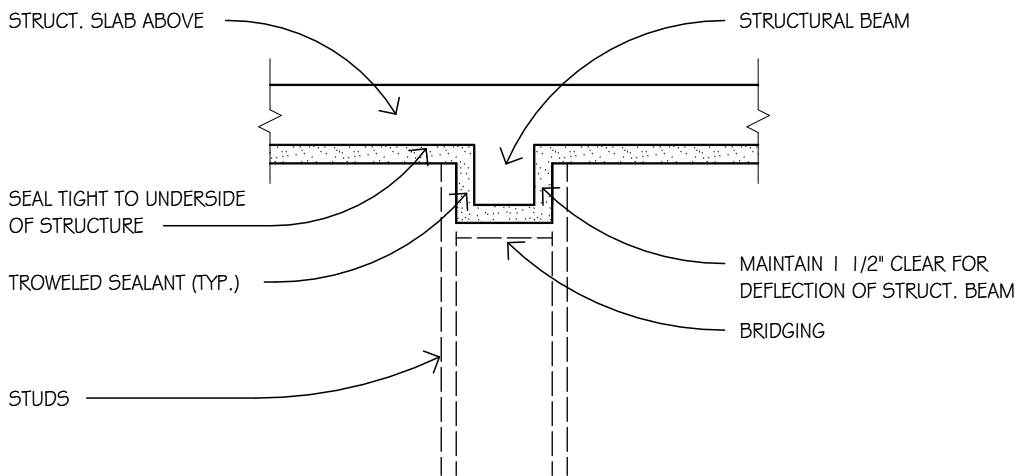
REV.:

DA: 9.05



NOTE:
 PENETRATIONS AT FIRE-RATED WALLS SHALL BE SEALED W/ FIRE RATED MATERIALS, INSTALLED IN ACCORDANCE W/ MNFR'S DETAILS TO ACHIEVE FIRE RATING NOTED ON REFLECTED CEILING PLANS.

3/4" = 1'-0" 1 TYPICAL DRYWALL PARTITION
9.06 TERMINATION AT BEAM - SECTION



3/4" = 1'-0" 2 TYPICAL DRYWALL PARTITION
9.06 TERMINATION AT BEAM - ELEVATION



HOENER ARCHITECTS, LLC

6707 PLAINVIEW AVENUE
 ST. LOUIS, MISSOURI 63109
 OFFICE: 314.781.9855

WADE R. WELCH
 LICENSE #200612354

ARCHITECTURAL CORP.
 NO. 000193

PROJECT NO. 25-16E



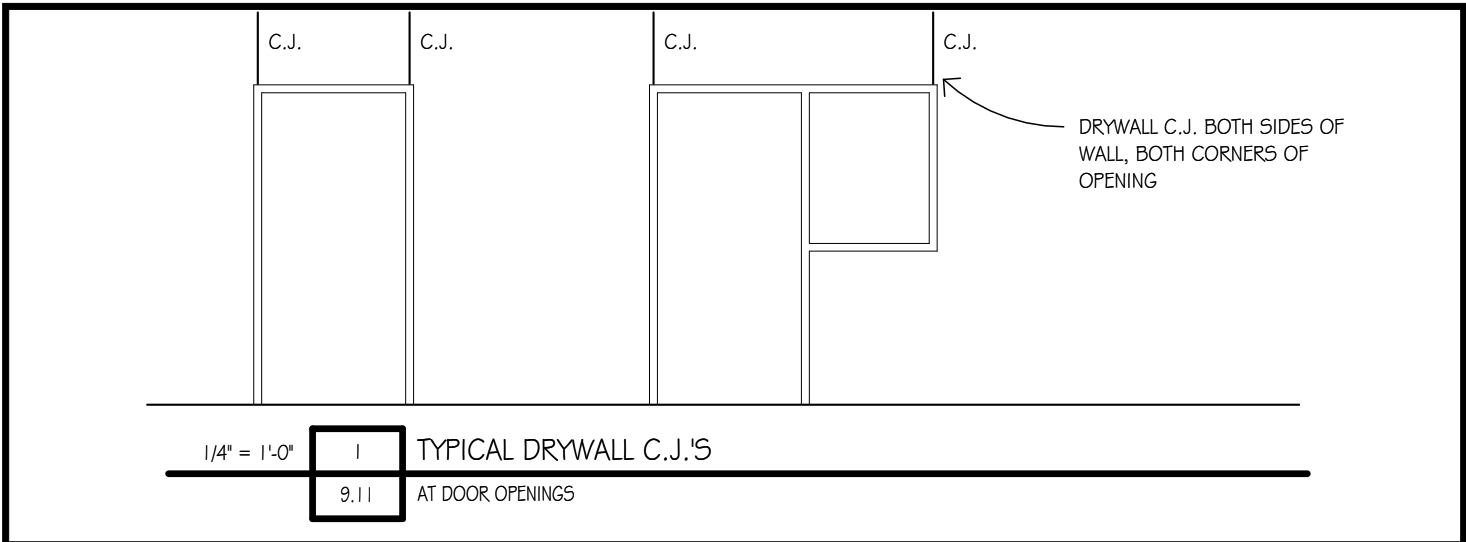


BY: BF


DATE MAY 5, 2026

REV.:

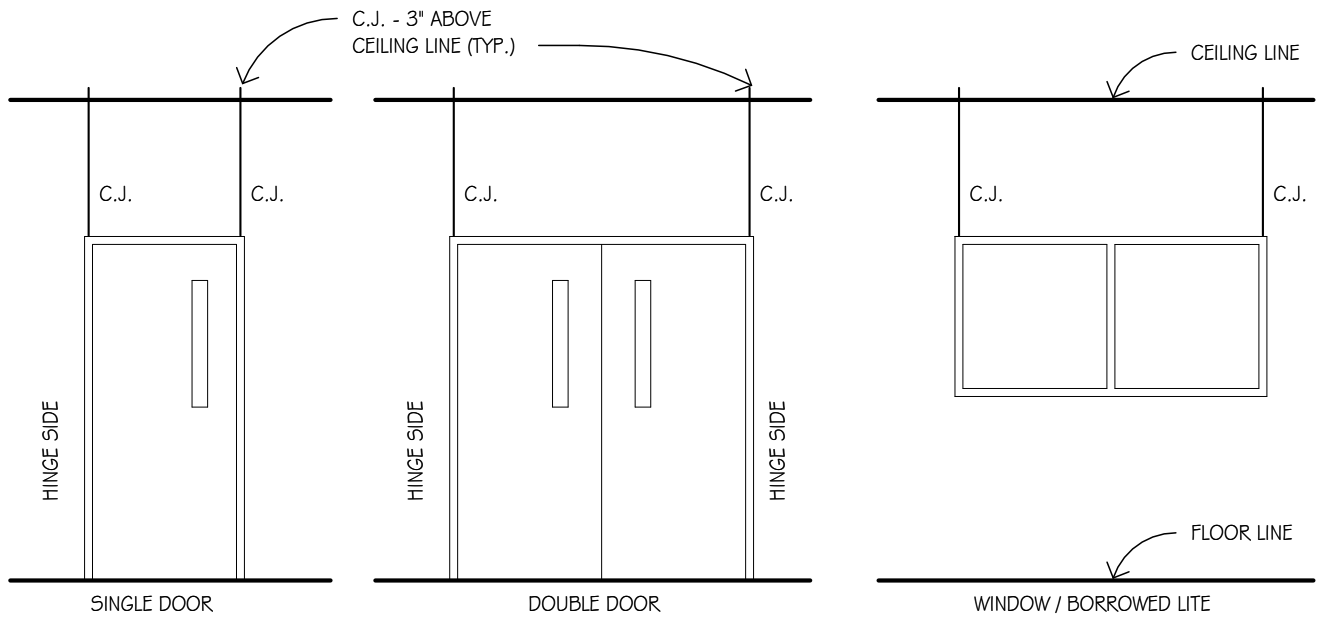
DA: 9.06



 HOENER ARCHITECTS, LLC 6707 PLAINVIEW AVENUE ST. LOUIS, MISSOURI 63109 OFFICE: 314.781.9855	
WADE R. WELCH LICENSE #200612354	ARCHITECTURAL CORP. NO. 000193
PROJECT NO. 25-16E	



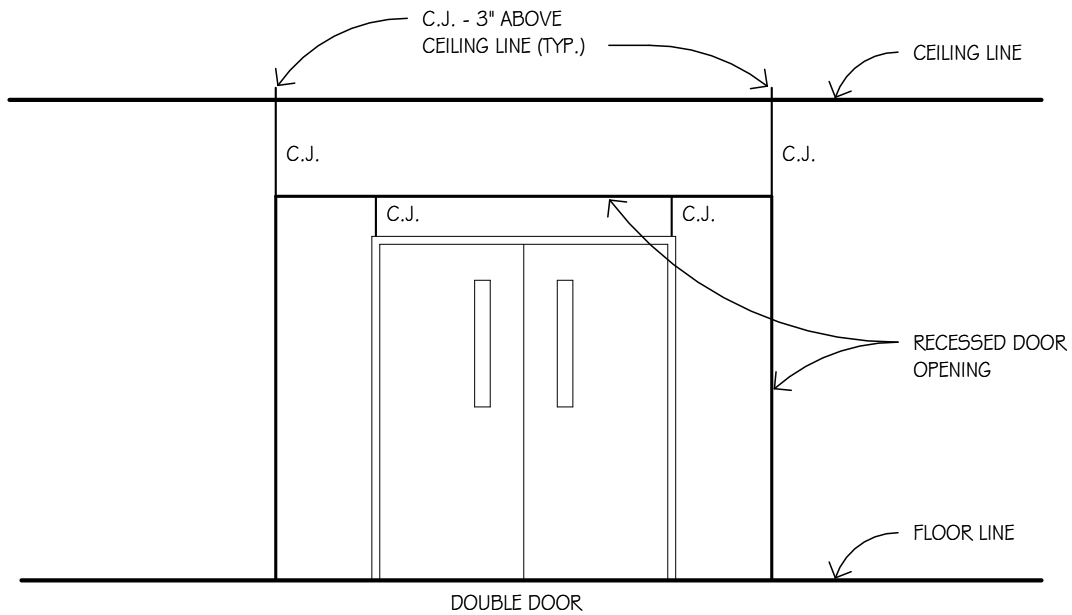
BY: BF
DATE MAY 5, 2026
REV.:
DA: 9.11



1/4" = 1'-0"

1
9.12

 TYPICAL C.J.'S AT DOOR /
BORROWED LITE OPENINGS



1/4" = 1'-0"

2
9.12

 TYPICAL C.J.'S AT RECESSED DOOR



HOENER ARCHITECTS, LLC

6707 PLAINVIEW AVENUE
ST. LOUIS, MISSOURI 63109
OFFICE: 314.781.9855

WADE R. WELCH
LICENSE #200612354

ARCHITECTURAL CORP.
NO. 000193

PROJECT NO. 25-16E

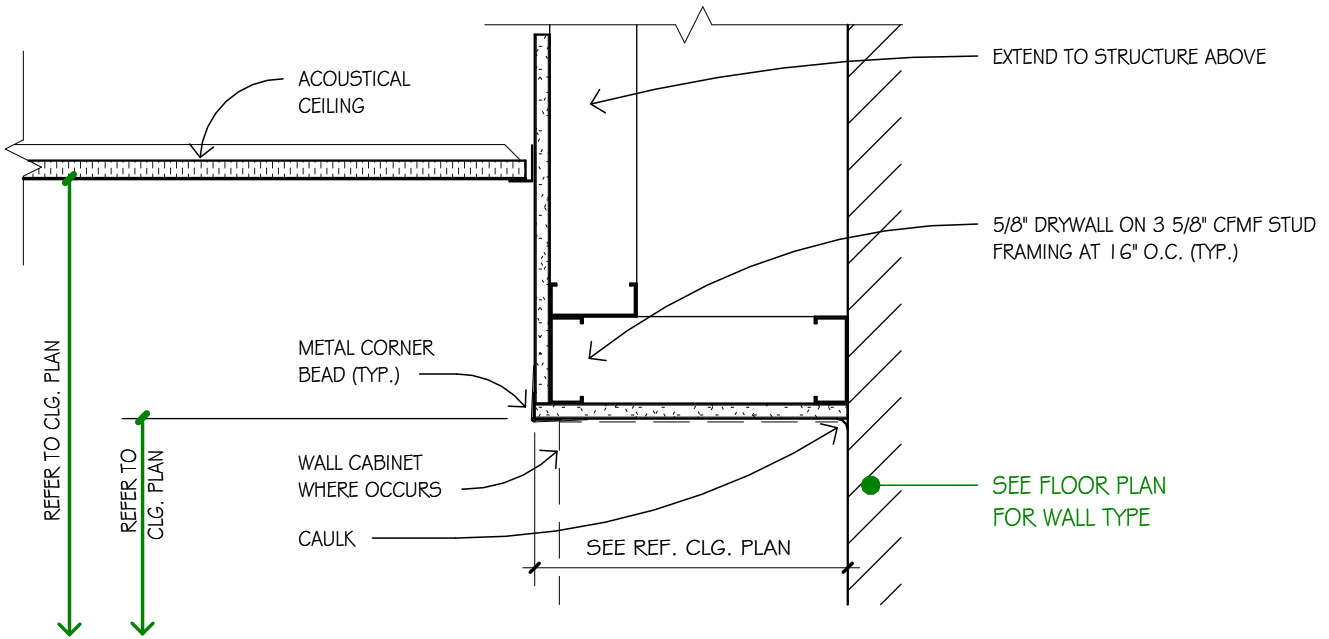


BY: BF

DATE MAY 5, 2026

REV.:

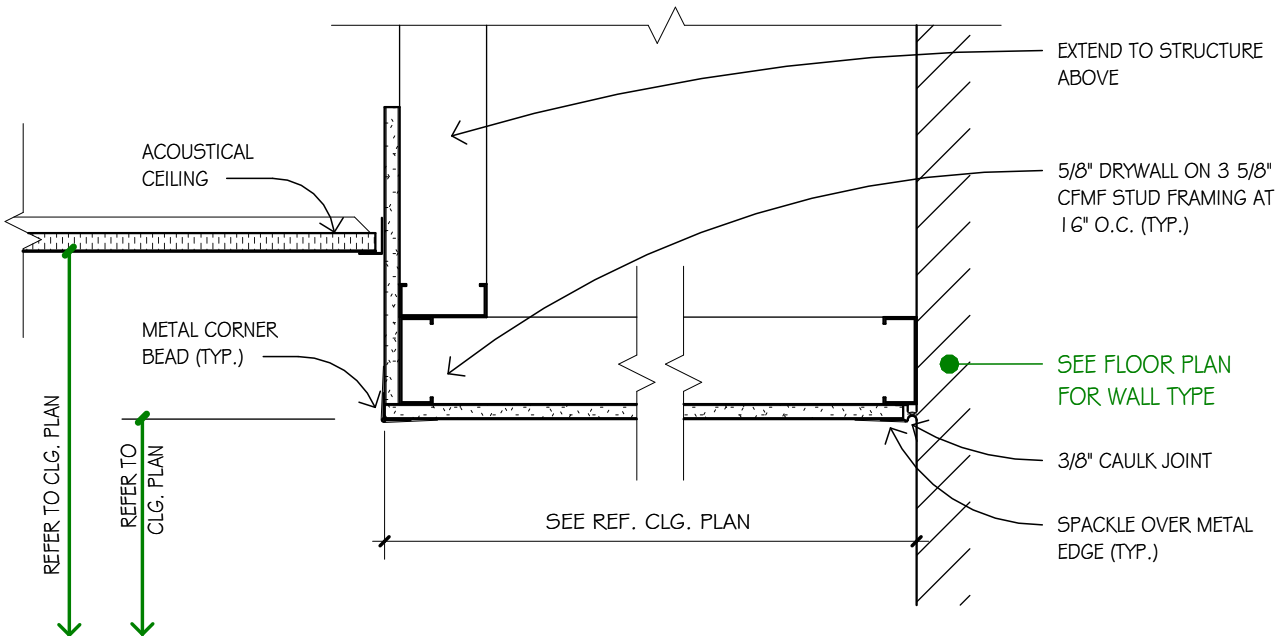
DA: 9.12



1 1/2" = 1'-0"

1
9.21

 TYPICAL DRYWALL SOFFIT
AT WALL



1 1/2" = 1'-0"

2
9.21

 WIDE DRYWALL SOFFIT
AT WALL



HOENER ARCHITECTS, LLC

6707 PLAINVIEW AVENUE
ST. LOUIS, MISSOURI 63109
OFFICE: 314.781.9855

WADE R. WELCH
LICENSE #200612354

ARCHITECTURAL CORP.
NO. 000193

PROJECT NO. 25-16E

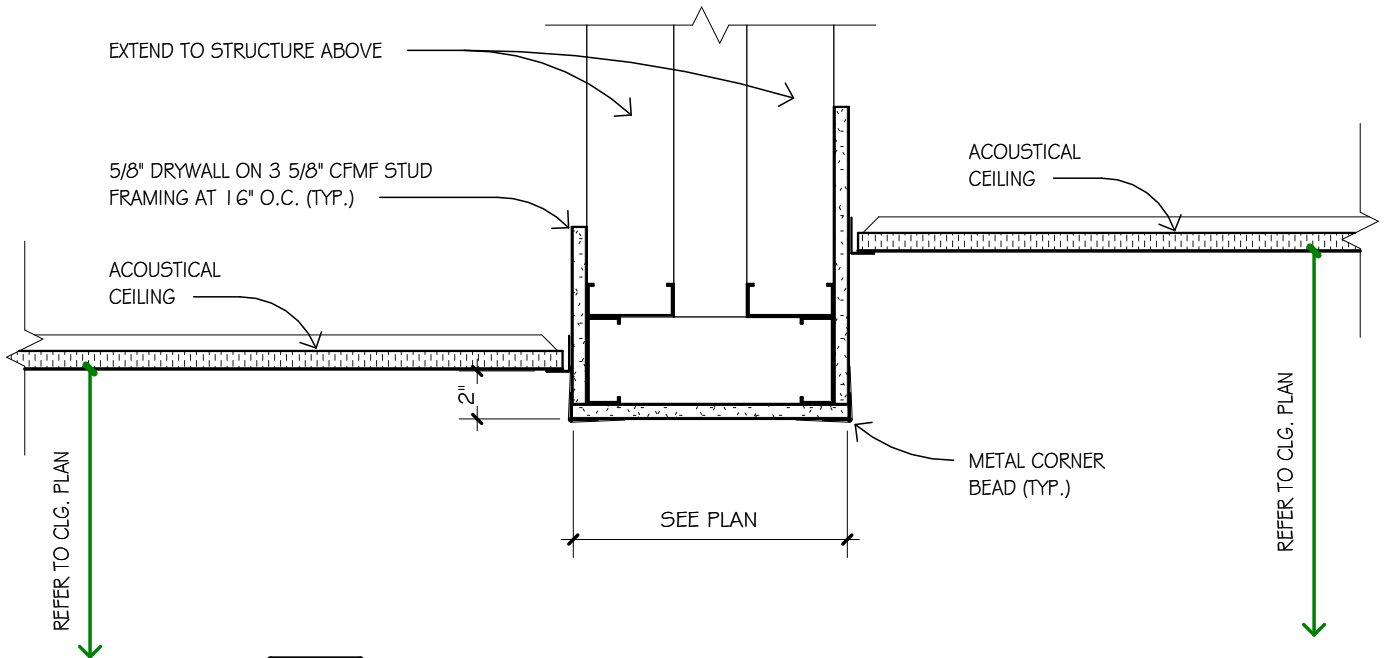


BY: BF

DATE MAY 5, 2026

REV.:

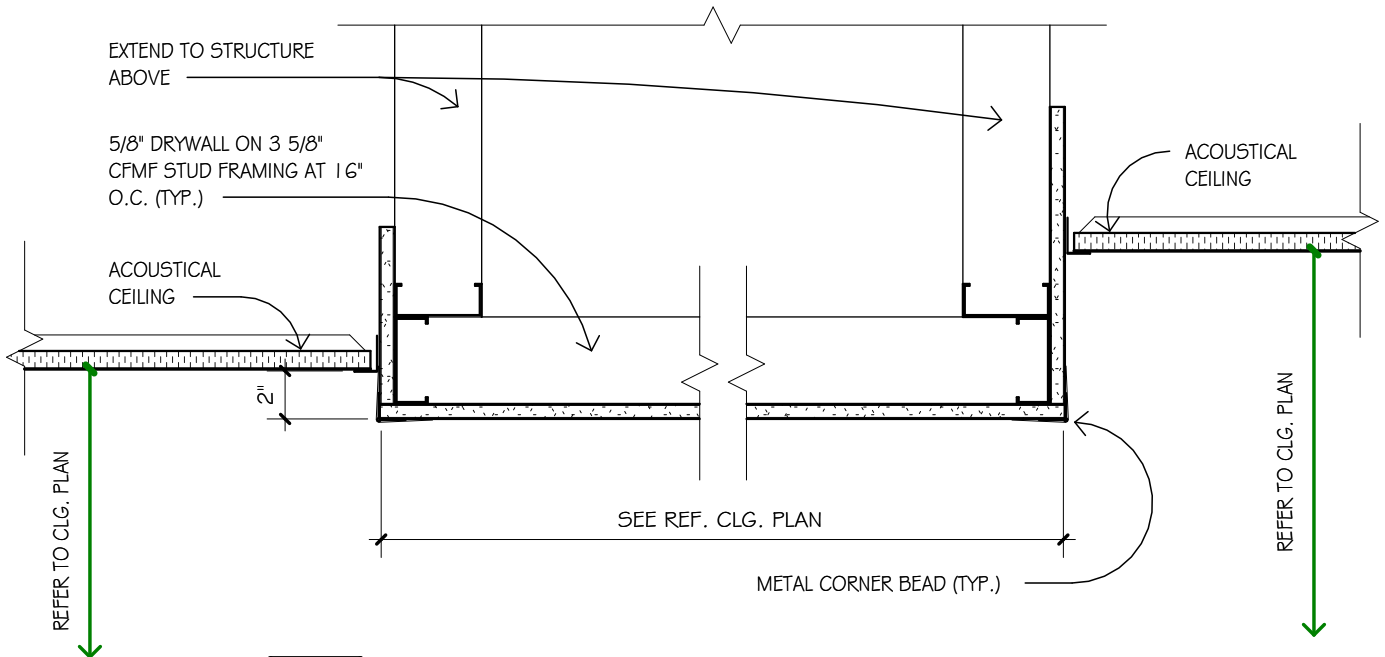
DA: 9.21



1 1/2" = 1'-0"

1
9.22

 TYPICAL DRYWALL BULKHEAD



1 1/2" = 1'-0"

2
9.22

 TYPICAL WIDE DRYWALL BULKHEAD



HOENER ARCHITECTS, LLC

6707 PLAINVIEW AVENUE
ST. LOUIS, MISSOURI 63109
OFFICE: 314.781.9855

WADE R. WELCH
LICENSE #200612354

ARCHITECTURAL CORP.
NO. 000193

PROJECT NO. 25-16E

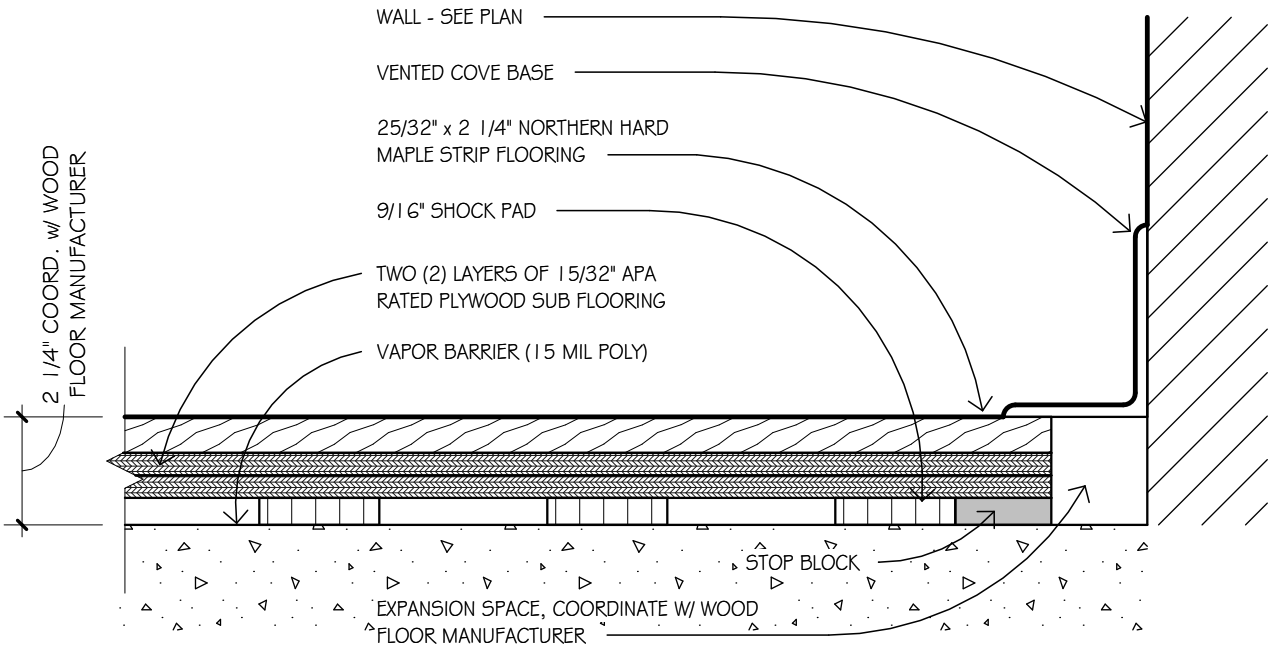


BY: BF

DATE MAY 5, 2026

REV.:

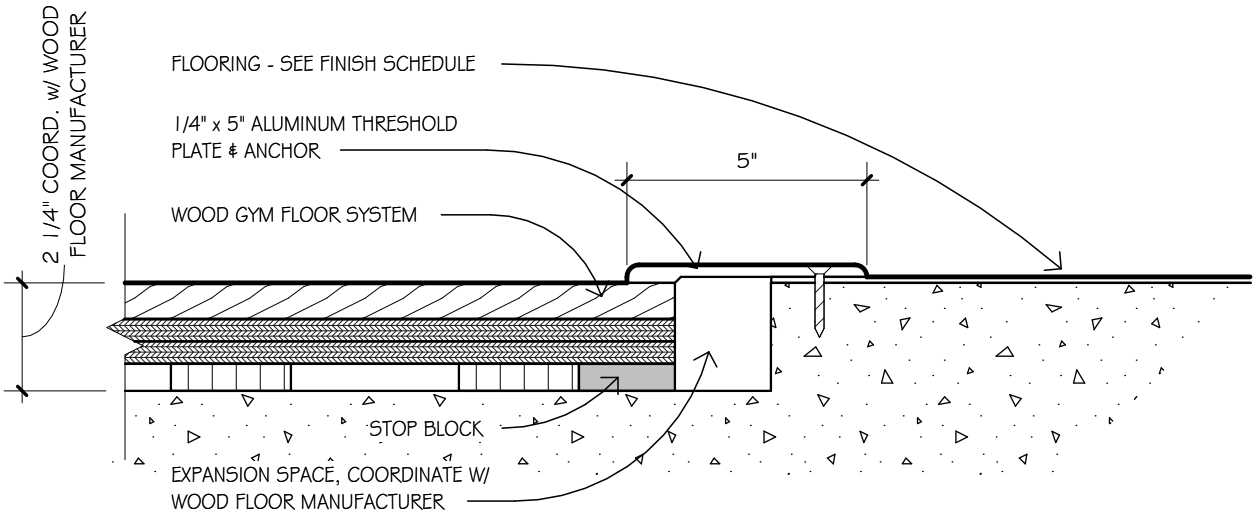
DA: 9.22



3" = 1'-0"

1
9.25

WOOD GYM FLOOR BASE DETAIL



3" = 1'-0"

2
9.25

WOOD GYM FLOOR THRESHOLD DETAIL



HOENER ARCHITECTS, LLC

6707 PLAINVIEW AVENUE
ST. LOUIS, MISSOURI 63109
OFFICE: 314.781.9855

WADE R. WELCH
LICENSE #200612354

ARCHITECTURAL CORP.
NO. 000193

PROJECT NO. 25-16E

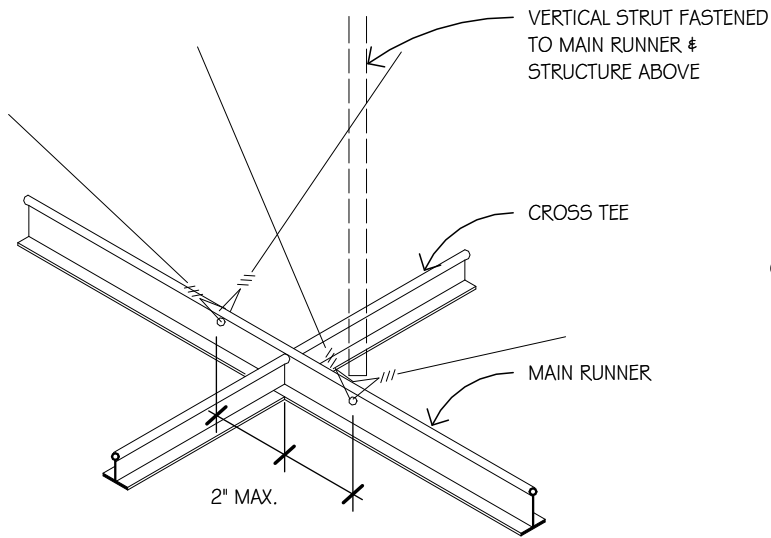


BY: BF

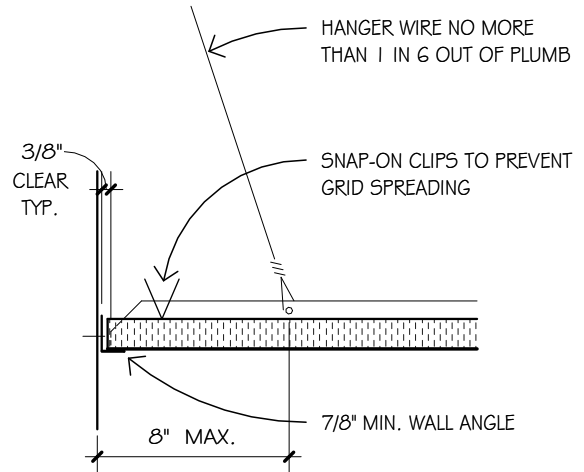
DATE MAY 5, 2026

REV.:

DA: 9.25

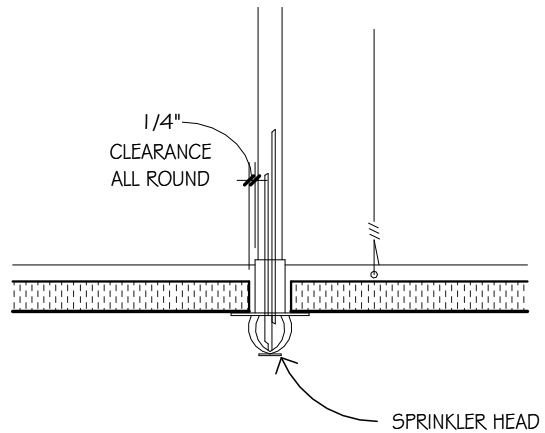


INSTALL 4-WAY DIAGONAL 12 GA. WIRE BRACING & VERTICAL STRUT EVERY 12'-0" O.C. MAX. EACH WAY ON MAIN RUNNERS, 2" MAX. FROM CROSS TEES, AND WITHIN 6'-0" OF WALLS.



GRID NOT ATTACHED TO WALL ANGLES AT ANY WALL

NOTE: SEE DA DIVISION 16 FOR SEISMIC BRACING AT LIGHT FIXTURES



NOTE: COMPLY WITH IBC SECTION 1613 AND ASCE 7 REQUIREMENTS FOR SEISMIC DESIGN CATEGORY C

1 1/2" = 1'-0"

1
9.41C

CEILING GRID BRACING

FOR SEISMIC DESIGN CATEGORY C



HOENER ARCHITECTS, LLC

6707 PLAINVIEW AVENUE
ST. LOUIS, MISSOURI 63109
OFFICE: 314.781.9855

WADE R. WELCH
LICENSE #200612354

ARCHITECTURAL CORP.
NO. 000193

PROJECT NO. 25-16E

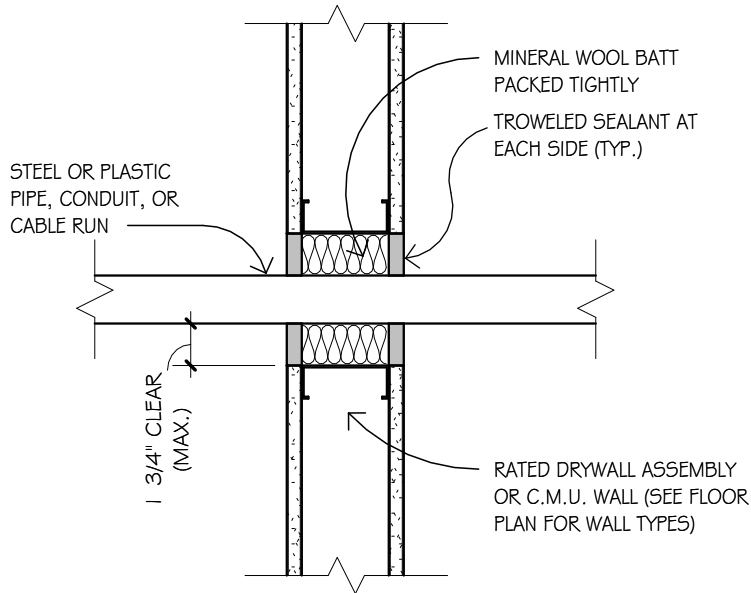


BY: KR

DATE MAY 5, 2026

REV.:

DA: 9.41C

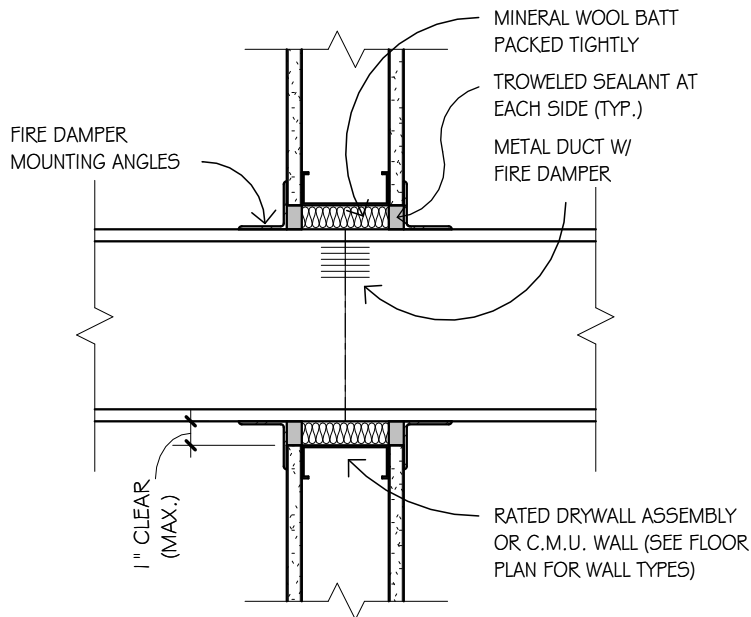


APPLICABLE U.L. RATINGS:

- F-A-1008
- F-A-2024
- F-A-3001
- F-A-5001
- F-A-6001

- W-J-1051
- W-J-2005
- W-J-3008
- W-J-5014
- W-J-5037
- W-J-8005

- W-L-1009
- W-L-1020
- W-L-2010
- W-L-3004
- W-L-8003



APPLICABLE U.L. RATINGS:

- C-AJ-7010
- C-AJ-7013

W-J-7003

W-L-7007

GENERAL NOTE:

PENETRATIONS AT FIRE-RATED WALLS SHALL BE SEALED W/ FIRE-RATED MATERIALS, INSTALLED IN ACCORDANCE W/ MANUFACTURERS DETAILS TO ACHIEVE FIRE RATING NOTED ON REFLECTED CEILING PLANS.

1 1/2" = 1'-0"

1
9.71

FIRESTOPPING AT DUCT

THRU WALL PENETRATION



HOENER ARCHITECTS, LLC

6707 PLAINVIEW AVENUE
ST. LOUIS, MISSOURI 63109
OFFICE: 314.781.9855

WADE R. WELCH
LICENSE #200612354

ARCHITECTURAL CORP.
NO. 000193

PROJECT NO. 25-16E



BY: BF

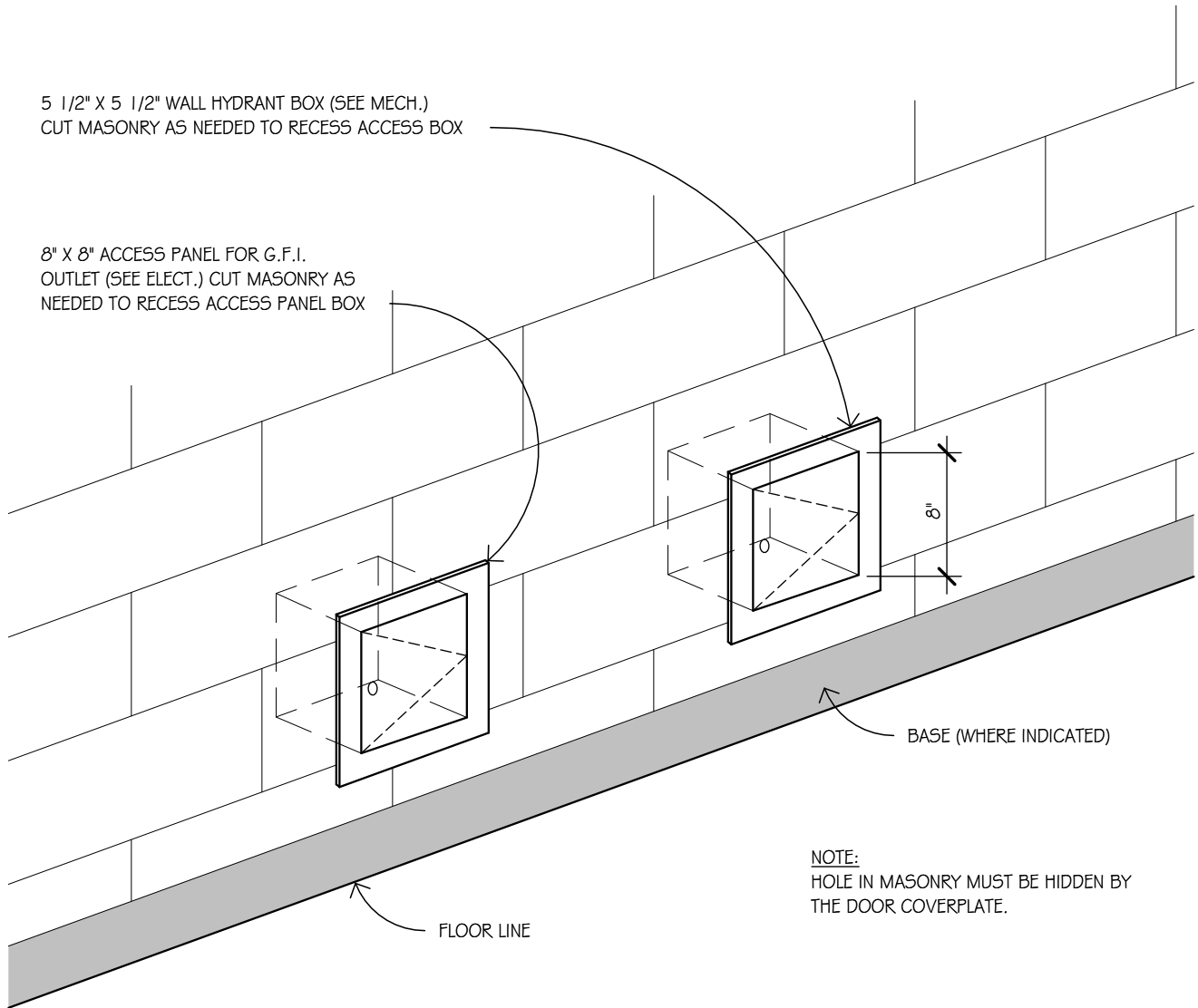
DATE MAY 5, 2026

REV.:

DA: 9.71

5 1/2" X 5 1/2" WALL HYDRANT BOX (SEE MECH.)
CUT MASONRY AS NEEDED TO RECESS ACCESS BOX

8" X 8" ACCESS PANEL FOR G.F.I.
OUTLET (SEE ELECT.) CUT MASONRY AS
NEEDED TO RECESS ACCESS PANEL BOX



3/4" = 1'-0"

1
9.91

HYDRANT & GFI BOX DETAIL



HOENER ARCHITECTS, LLC

6707 PLAINVIEW AVENUE
ST. LOUIS, MISSOURI 63109
OFFICE: 314.781.9855

WADE R. WELCH
LICENSE #200612354

ARCHITECTURAL CORP.
NO. 000193

PROJECT NO. 25-16E



BY: BF



DATE MAY 5, 2026

REV.:

DA: 9.91


MARKER BOARD / TACK BOARD SCHEDULE

ROOM	TYPE	MARKER BOARD	TACK BOARD	MTG. HT.	REMARKS
R101	3	6'-0" X 4'-0"		3'-0"	WEST
	3	6'-0" X 4'-0"		3'-0"	WEST
	5		4'-0" X 4'-0"	3'-0"	SOUTH
R103	3	8'-0" X 4'-0"		3'-0"	NORTH
	3	8'-0" X 4'-0"		3'-0"	NORTH
	3	4'-0" X 4'-0"		3'-0"	WEST
	5		4'-0" X 4'-0"	3'-0"	EAST
R105	3	8'-0" X 4'-0"		3'-0"	SOUTH
	3	8'-0" X 4'-0"		3'-0"	SOUTH
	3	4'-0" X 4'-0"		3'-0"	WEST
	5		4'-0" X 4'-0"	3'-0"	EAST
R110	2	6'-0" X 4'-0"	4'-0" X 4'-0"	3'-0"	WEST
	4	6'-0" X 4'-0"	4'-0" X 4'-0"	3'-0"	WEST
	3	3'-0" X 4'-0"		3'-0"	NORTH
R125	3	6'-0" X 4'-0"		3'-0"	NORTH
	5		4'-0" X 4'-0"	3'-0"	EAST
R127	3	6'-0" X 4'-0"		3'-0"	SOUTH
	5		4'-0" X 4'-0"	3'-0"	EAST
G207	2	4'-0" X 4'-0"	4'-0" X 4'-0"	3'-0"	NORTH
	4	4'-0" X 4'-0"	4'-0" X 4'-0"	3'-0"	SOUTH
R208	3	6'-0" X 4'-0"		3'-0"	NORTH
	3	6'-0" X 4'-0"		3'-0"	NORTH
	5		4'-0" X 4'-0"	3'-0"	SOUTH
R209	3	6'-0" X 4'-0"		3'-0"	NORTH
	3	6'-0" X 4'-0"		3'-0"	NORTH
	5		4'-0" X 4'-0"	3'-0"	EAST

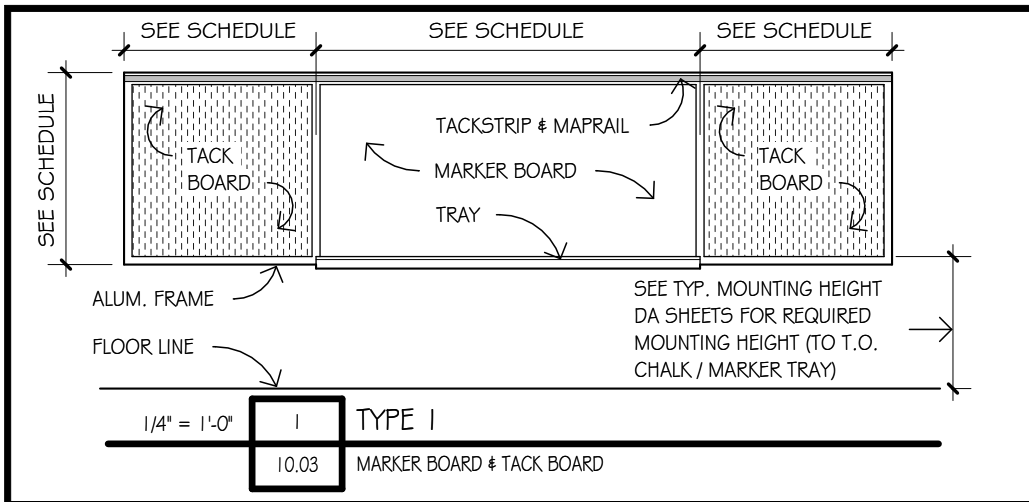
 <p>HOENER ARCHITECTS, LLC 6707 PLAINVIEW AVENUE ST. LOUIS, MISSOURI 63109 OFFICE: 314.781.9855</p>		BY: KR
		DATE: MAY 5, 2026
WADE R. WELCH LICENSE #200612354	ARCHITECTURAL CORP. NO. 000193	REV.:
PROJECT NO. 25-16E		DA: 10.01

MARKER BOARD / TACK BOARD SCHEDULE

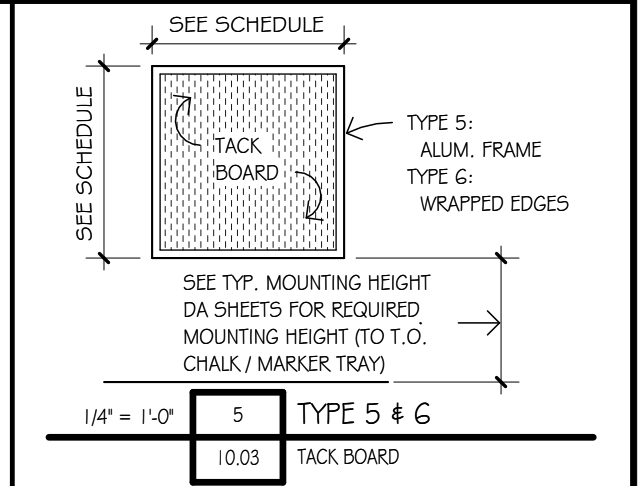
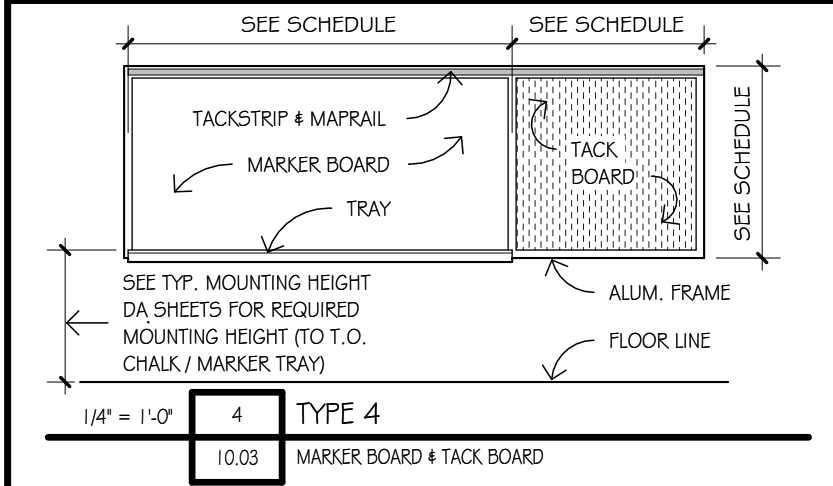
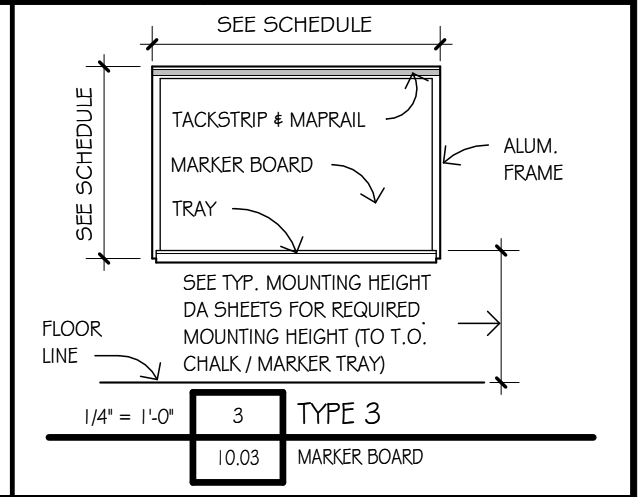
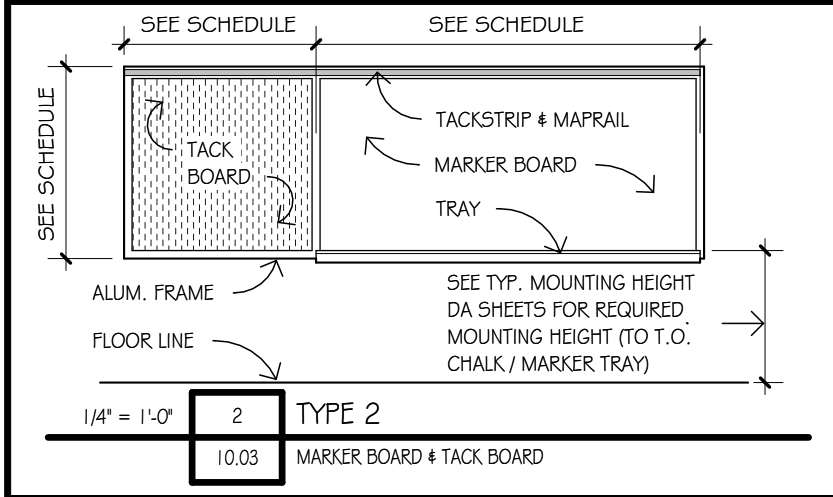
ROOM	TYPE	MARKER BOARD	TACK BOARD	MTG. HT.	REMARKS
R214	3	6'-0" X 4'-0"		3'-0"	EAST
R224	5		4'-0" X 4'-0"	3'-0"	WEST
R229	4	6'-0" X 4'-0"	4'-0" X 4'-0"	3'-0"	NORTH
	3	6'-0" X 4'-0"		3'-0"	NORTH
R241	5		4'-0" X 12'-0"	3'-0"	WEST
R301	3	6'-0" X 4'-0"		3'-0"	WEST
R302	3	6'-0" X 4'-0"		3'-0"	NORTH
	5		4'-0" X 4'-0"	3'-0"	NORTH
R303	3	6'-0" X 4'-0"		3'-0"	SOUTH
	5		4'-0" X 4'-0"	3'-0"	SOUTH
R305	4	6'-0" X 4'-0"	4'-0" X 4'-0"	3'-0"	NORTH
	3	10'-0" X 4'-0"		3'-0"	NORTH
R306	2	6'-0" X 4'-0"	4'-0" X 4'-0"	3'-0"	SOUTH
	3	10'-0" X 4'-0"		3'-0"	SOUTH
R307	4	6'-0" X 4'-0"	4'-0" X 4'-0"	3'-0"	NORTH
	3	10'-0" X 4'-0"		3'-0"	NORTH
R308	2	6'-0" X 4'-0"	4'-0" X 4'-0"	3'-0"	SOUTH
	3	10'-0" X 4'-0"		3'-0"	SOUTH
R309	2	6'-0" X 4'-0"	4'-0" X 4'-0"	3'-0"	NORTH
	3	10'-0" X 4'-0"		3'-0"	NORTH
R311	4	6'-0" X 4'-0"	4'-0" X 4'-0"	3'-0"	SOUTH
	2	6'-0" X 4'-0"	2'-0" X 4'-0"	3'-0"	SOUTH



<p>HOENER ARCHITECTS, LLC 6707 PLAINVIEW AVENUE ST. LOUIS, MISSOURI 63109 OFFICE: 314.781.9855</p>		BY: KR
		DATE: MAY 5, 2026
WADE R. WELCH LICENSE #200612354	ARCHITECTURAL CORP. NO. 000193	REV.:
PROJECT NO. 25-16E		DA: 10.02




- NOTES:**
1. DIMENSIONS ARE SHOWN ON SCHEDULE ON DA: 1 / 10.01
 2. DIMENSIONS ARE NOMINAL PER MFR. STANDARDS.
 3. REFER TO SPECS FOR ADDITIONAL INFORMATION.



MARKER BOARD / TACK BOARD TYPE ELEVATIONS

HOENER ARCHITECTS, LLC
 6707 PLAINVIEW AVENUE
 ST. LOUIS, MISSOURI 63109
 OFFICE: 314.781.9855



WADE R. WELCH LICENSE #200612354	ARCHITECTURAL CORP. NO. 000193
PROJECT NO. 25-16E	



BY: BF
DATE MAY 5, 2026
REV.:
DA: 10.03



SCHEDULE OF IDENTIFICATION DEVICES

LOCATION		TYPE	COPY REQUIRED	SIZE	REMARKS
NUMBER	ROOM NAME				
G102	WRESTLING ROOM	TYPE 1B		11" x 12"	SEE DA: 10.11B BY OWNER
G203	CONCESSIONS	TYPE 1B		11" x 12"	SEE DA: 10.11B BY OWNER
G204	STOR.	TYPE 2		8" x 3"	SEE DA: 10.11C
G205	MENS	TYPE 4		8" x 8"	SEE DA: 10.11C
G206	WOMENS	TYPE 4		8" x 8"	SEE DA: 10.11C
G207	MULTI-PURPOSE GYMNASIUM	TYPE 1B		11" x 12"	SEE DA: 10.11B BY OWNER
G207	MULTI-PURPOSE GYMNASIUM	TYPE 1B		11" x 12"	SEE DA: 10.11B BY OWNER
G208	CUSTODIAL	TYPE 3		8" x 8"	SEE DA: 10.11C
G209	OFFICE	TYPE 1A		11" x 12"	SEE DA: 10.11A BY OWNER
G210	STORAGE	TYPE 3		8" x 8"	SEE DA: 10.11C
G212	ELEC	TYPE 3		8" x 8"	SEE DA: 10.11C
G213	STOR./ROOF ACCESS	TYPE 3		8" x 8"	SEE DA: 10.11C
G214	STORAGE	TYPE 3		8" x 8"	SEE DA: 10.11C
G-51	STAIR	TYPE 5		8" x 8"	SEE DA: 10.11C
G-51	STAIR	TYPE 5		8" x 8"	SEE DA: 10.11C
R101	FILM STUDIES CLASSROOM	TYPE 1A		11" x 12"	SEE DA: 10.11A BY OWNER
R103	FOREIGN LANGUAGE	TYPE 1A		11" x 12"	SEE DA: 10.11A BY OWNER
R103	FOREIGN LANGUAGE	TYPE 1A		11" x 12"	SEE DA: 10.11A BY OWNER
R104	JAZZ BAND CLASSROOM	TYPE 1A		11" x 12"	SEE DA: 10.11A BY OWNER
R104	JAZZ BAND CLASSROOM	TYPE 1A		11" x 12"	SEE DA: 10.11A BY OWNER
R105	FOREIGN LANGUAGE	TYPE 1A		11" x 12"	SEE DA: 10.11A BY OWNER
R105	FOREIGN LANGUAGE	TYPE 1A		11" x 12"	SEE DA: 10.11A BY OWNER
R106	PERCUSSION ROOM	TYPE 1B		11" x 12"	SEE DA: 10.11B BY OWNER
R106	PERCUSSION ROOM	TYPE 1B		11" x 12"	SEE DA: 10.11B BY OWNER
R107	FOREIGN LANGUAGE	TYPE 1A		11" x 12"	SEE DA: 10.11A BY OWNER
R108	PRIMARY BAND ROOM	TYPE 1A		11" x 12"	SEE DA: 10.11A BY OWNER
R108	PRIMARY BAND ROOM	TYPE 1A		11" x 12"	SEE DA: 10.11A BY OWNER
R109	FOREIGN LANGUAGE	TYPE 1A		11" x 12"	SEE DA: 10.11A BY OWNER
R110	DRAMA CLASSROOM	TYPE 1A		11" x 12"	SEE DA: 10.11A BY OWNER
R110	DRAMA CLASSROOM	TYPE 1A		11" x 12"	SEE DA: 10.11A BY OWNER
R111	STORAGE	TYPE 3		8" x 8"	SEE DA: 10.11C
R112	DRESSING ROOM	TYPE 3		8" x 8"	SEE DA: 10.11C
R113	KITCHENETTE	TYPE 3		8" x 8"	SEE DA: 10.11C
R114	STORAGE	TYPE 3		8" x 8"	SEE DA: 10.11C
R115	ELL CLASSROOM	TYPE 1A		11" x 12"	SEE DA: 10.11A BY OWNER

 <p>HOENER ARCHITECTS, LLC 6707 PLAINVIEW AVENUE ST. LOUIS, MISSOURI 63109 OFFICE: 314.781.9855</p>		BY: KR
		DATE: MAY 5, 2026
WADE R. WELCH LICENSE #200612354	ARCHITECTURAL CORP. NO. 000193	REV.:
PROJECT NO. 25-16E		DA: 10.10A



SCHEDULE OF IDENTIFICATION DEVICES

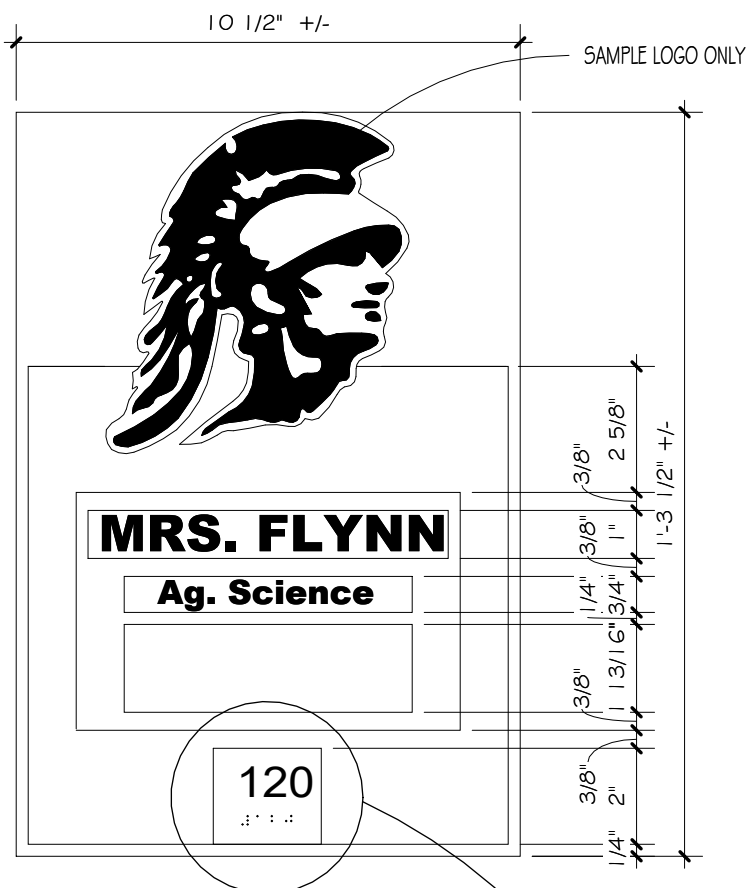
LOCATION		TYPE	COPY REQUIRED	SIZE	REMARKS
NUMBER	ROOM NAME				
R116	HALL	TYPE 1B		11" x 12"	SEE DA: 10.11B BY OWNER
R117	WORK ROOM	TYPE 1B		11" x 12"	SEE DA: 10.11B BY OWNER
R118	OUTSIDE COORD	TYPE 1A		11" x 12"	SEE DA: 10.11A BY OWNER
R119	SLP OFFICE	TYPE 1A		11" x 12"	SEE DA: 10.11A BY OWNER
R120	OUTSIDE COORD.	TYPE 1A		11" x 12"	SEE DA: 10.11A BY OWNER
R121	CONFERENCE	TYPE 1B		11" x 12"	SEE DA: 10.11B BY OWNER
R122	CONFERENCE	TYPE 1B		11" x 12"	SEE DA: 10.11B BY OWNER
R123	TEACHER COLLABORATION	TYPE 1B		11" x 12"	SEE DA: 10.11B BY OWNER
R124	DATA	TYPE 3		8" x 8"	SEE DA: 10.11C
R125	STUDENT SERVICES	TYPE 1A		11" x 12"	SEE DA: 10.11A BY OWNER
R126	STOR.	TYPE 3		8" x 8"	SEE DA: 10.11C
R127	STUDENT SERVICES	TYPE 1A		11" x 12"	SEE DA: 10.11A BY OWNER
R128	OT / PT	TYPE 1A		11" x 12"	SEE DA: 10.11A BY OWNER
R130	STUDIO	TYPE 1B		11" x 12"	SEE DA: 10.11B BY OWNER
R131	DIGITAL MEDIA STUDIO	TYPE 1B		11" x 12"	SEE DA: 10.11B BY OWNER
R132A	PODCAST	TYPE 1B		11" x 12"	SEE DA: 10.11B BY OWNER
R134	MENS	TYPE 4		8" x 8"	SEE DA: 10.11C
R135	WOMENS	TYPE 4		8" x 8"	SEE DA: 10.11C
R136	ELEC	TYPE 3		8" x 8"	SEE DA: 10.11C
R201	CONF. ROOM	TYPE 1B		11" x 12"	SEE DA: 10.11B BY OWNER
R202	SCHOOL STORE	TYPE 1B		11" x 12"	SEE DA: 10.11B BY OWNER
R202	SCHOOL STORE	TYPE 3		8" x 8"	SEE DA: 10.11C
R203	FOOD SERVICE OFFICE	TYPE 3		8" x 8"	SEE DA: 10.11C
R208	NEW BUSINESS LAB	TYPE 1A		11" x 12"	SEE DA: 10.11A BY OWNER
R209	STUDENT SERVICES CLASSROOM	TYPE 1A		11" x 12"	SEE DA: 10.11A BY OWNER
R210	LACTATION	TYPE 3		8" x 8"	SEE DA: 10.11C
R211	COUNSELING OFFICE SUITE	TYPE 1B		11" x 12"	SEE DA: 10.11B BY OWNER
R211	COUNSELING OFFICE SUITE	TYPE 1B		11" x 12"	SEE DA: 10.11B BY OWNER
R212	CAREER COUNS.	TYPE 1B		11" x 12"	SEE DA: 10.11B BY OWNER
R213	TESTING/OFFICE	TYPE 1B		11" x 12"	SEE DA: 10.11B BY OWNER
R214	OUTSIDE COUNS.	TYPE 1A		11" x 12"	SEE DA: 10.11A BY OWNER
R215	OUTSIDE COUNS.	TYPE 1A		11" x 12"	SEE DA: 10.11A BY OWNER
R216	IN HOUSE COUNS.	TYPE 1A		11" x 12"	SEE DA: 10.11A BY OWNER
R217	IN HOUSE COUNS.	TYPE 1A		11" x 12"	SEE DA: 10.11A BY OWNER
R218	IN HOUSE COUNS.	TYPE 1A		11" x 12"	SEE DA: 10.11A BY OWNER
R219	IN HOUSE COUNS.	TYPE 1A		11" x 12"	SEE DA: 10.11A BY OWNER

 <p>HOENER ARCHITECTS, LLC 6707 PLAINVIEW AVENUE ST. LOUIS, MISSOURI 63109 OFFICE: 314.781.9855</p>		BY: KR
		DATE: MAY 5, 2026
WADE R. WELCH LICENSE #200612354	ARCHITECTURAL CORP. NO. 000193	REV.:
PROJECT NO. 25-16E		DA: 10.10B

SCHEDULE OF IDENTIFICATION DEVICES

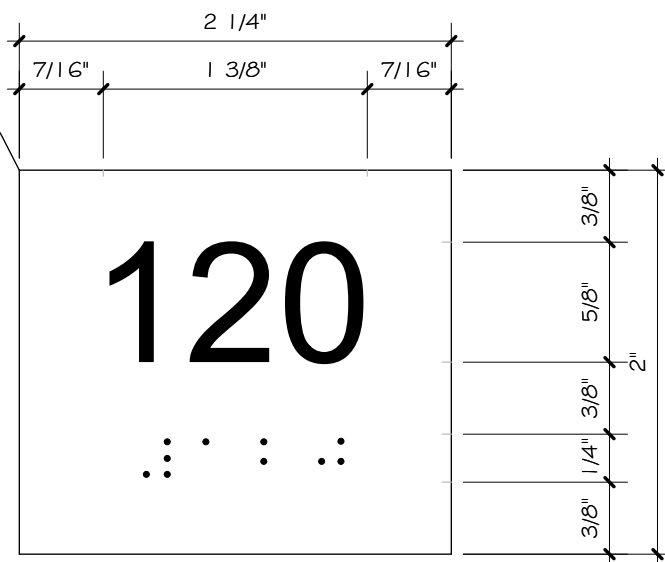
LOCATION		TYPE	COPY REQUIRED	SIZE	REMARKS
NUMBER	ROOM NAME				
R220	CONF. ROOM	TYPE 1B		11" x 12"	SEE DA: 10.11B BY OWNER
R221	OUTSIDE COUNS.	TYPE 1A		11" x 12"	SEE DA: 10.11A BY OWNER
R222	OUTSIDE COUNS.	TYPE 1A		11" x 12"	SEE DA: 10.11A BY OWNER
R223	OUTSIDE COUNS.	TYPE 1A		11" x 12"	SEE DA: 10.11A BY OWNER
R224	RESIDENTIAL FOOD LAB	TYPE 1A		11" x 12"	SEE DA: 10.11A BY OWNER
R225	STOR	TYPE 3		8" x 8"	SEE DA: 10.11C
R226	TEACHER WORK ROOM	TYPE 1B		11" x 12"	SEE DA: 10.11B BY OWNER
R227	FACS - CHILD DEVEL. OBSERVATION RM	TYPE 1A		11" x 12"	SEE DA: 10.11A BY OWNER
R228	TLT	TYPE 4		8" x 8"	SEE DA: 10.11C
R229	FACS - CHILD DEVEL. CLASSROOM	TYPE 3		8" x 8"	SEE DA: 10.11C
R230	LIFE SKILLS CR	TYPE 1B		11" x 12"	SEE DA: 10.11B BY OWNER
R232	CHANGING ROOM	TYPE 1B		11" x 12"	SEE DA: 10.11B BY OWNER
R232	CHANGING ROOM	TYPE 1B		11" x 12"	SEE DA: 10.11B BY OWNER
R233	LIFE SKILLS STOR	TYPE 3		8" x 8"	SEE DA: 10.11C
R234	CHILD DEVEL. STOR	TYPE 3		8" x 8"	SEE DA: 10.11C
R235	ADA TLT	TYPE 4		8" x 8"	SEE DA: 10.11C
R301	GENERAL LAB (LARGE)	TYPE 1A		11" x 12"	SEE DA: 10.11A BY OWNER
R302	CHEMISTRY LAB	TYPE 1A		11" x 12"	SEE DA: 10.11A BY OWNER
R303	CHEMISTRY LAB	TYPE 1A		11" x 12"	SEE DA: 10.11A BY OWNER
R304	GENERAL LAB (LARGE)	TYPE 1A		11" x 12"	SEE DA: 10.11A BY OWNER
R305	GENERAL LAB (SMALL)	TYPE 1A		11" x 12"	SEE DA: 10.11A BY OWNER
R306	GENERAL LAB (SMALL)	TYPE 1A		11" x 12"	SEE DA: 10.11A BY OWNER
R307	GENERAL LAB (SMALL)	TYPE 1A		11" x 12"	SEE DA: 10.11A BY OWNER
R308	GENERAL LAB (SMALL)	TYPE 1A		11" x 12"	SEE DA: 10.11A BY OWNER
R309	GENERAL LAB (SMALL)	TYPE 1A		11" x 12"	SEE DA: 10.11A BY OWNER
R310	STUDENT SERVICES CLASSROOM	TYPE 1A		11" x 12"	SEE DA: 10.11A BY OWNER
R311	STUDENT SERVICES CLASSROOM	TYPE 1B		11" x 12"	SEE DA: 10.11B BY OWNER
R312	STUDENT SERVICES CLASSROOM	TYPE 1A		11" x 12"	SEE DA: 10.11A BY OWNER
X244	COUNSELOR STORAGE	TYPE 3		8" x 8"	SEE DA: 10.11C

 <p>HOENER ARCHITECTS, LLC 6707 PLAINVIEW AVENUE ST. LOUIS, MISSOURI 63109 OFFICE: 314.781.9855</p>		BY: KR
		DATE: MAY 5, 2026
WADE R. WELCH LICENSE #200612354	ARCHITECTURAL CORP. NO. 000193	REV.:
PROJECT NO. 25-16E		DA: 10.10C




GENERAL NOTES


1. ALL SIGNS TO COMPLY WITH A.D.A. REQUIREMENTS INCLUDING BRAILLE.
2. LOGO SHOWN IN FOLLOWING SCHEDULE IS FOR BIDDING ONLY. OBTAIN ARCHITECT.
3. APPROVAL OF ALL LOGOS BEFORE MANUFACTURING.
4. SEE SHEET DA: 1.10 FOR TYPICAL MOUNTING UNLESS NOTED OTHERWISE.
5. USE MANUFACTURER'S STANDARD SIZES WHICH ARE CLOSEST TO THOSE SHOWN. NOTE ANY CHANGES ON SHOP DRAWINGS.



 HOENER ARCHITECTS, LLC 6707 PLAINVIEW AVENUE ST. LOUIS, MISSOURI 63109 OFFICE: 314.781.9855	
WADE R. WELCH LICENSE #200612354	ARCHITECTURAL CORP. NO. 000193
PROJECT NO. 25-16E	



BY: KR
DATE MAY 5, 2026
REV.:
DA: 10.11A

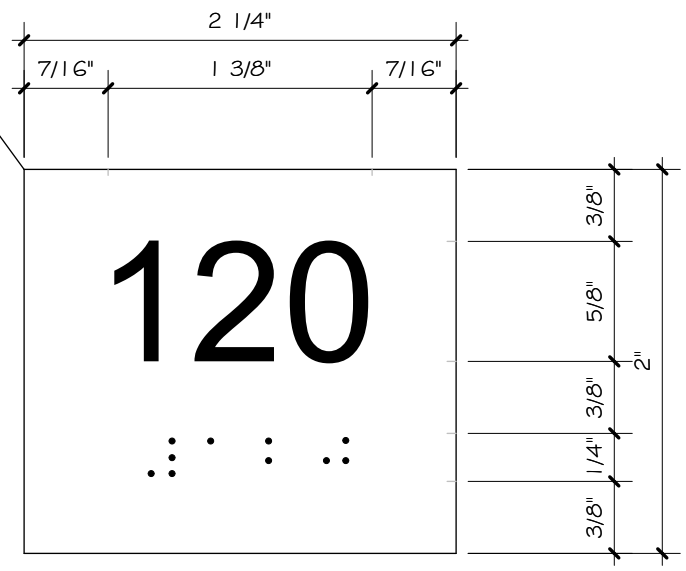


GENERAL NOTES

1. ALL SIGNS TO COMPLY WITH A.D.A. REQUIREMENTS INCLUDING BRAILLE.
2. LOGO SHOWN IN FOLLOWING SCHEDULE IS FOR BIDDING ONLY. OBTAIN ARCHITECT.
3. APPROVAL OF ALL LOGOS BEFORE MANUFACTURING.
4. SEE SHEET DA: 1.10 FOR TYPICAL MOUNTING UNLESS NOTED OTHERWISE.
5. USE MANUFACTURER'S STANDARD SIZES WHICH ARE CLOSEST TO THOSE SHOWN. NOTE ANY CHANGES ON SHOP DRAWINGS.

SAMPLE LOGO ONLY

3" = 1'-0"	1	SIGN TYPE - TYPE 1 B FOR REFERENCE ONLY
	10.11B	



HOENER ARCHITECTS, LLC
 6707 PLAINVIEW AVENUE
 ST. LOUIS, MISSOURI 63109
 OFFICE: 314.781.9855

WADE R. WELCH
 LICENSE #200612354

ARCHITECTURAL CORP.
 NO. 000193

PROJECT NO. 25-16E



BY: KR

DATE MAY 5, 2026

REV.:

DA: 10.11B

102
.....

TYPE 2
 (3" X 8")

GENERAL NOTES:

1. ALL SIGNS TO COMPLY WITH CURRENT ICC A117.1 CHAPTER 7, SECTION 703 REQUIREMENTS INCLUDING BRAILLE.
2. COPY SHOWN IN FOLLOWING SCHEDULE IS FOR BIDDING ONLY. OBTAIN ARCHITECT APPROVAL OF ALL COPY BEFORE MANUFACTURER.
3. FOR TYPICAL MOUNTING HEIGHTS - SEE DA SHEETS 1.11-1.13, UNLESS NOTED OTHERWISE.
4. OBTAIN ARCHITECT APPROVAL OF MOUNTING HEIGHTS AND LOCATIONS IN FIELD BEFORE INSTALLATION.
5. USE MANUFACTURER'S STANDARD SIZES CLOSE TO THOSE SHOWN. NOTE ANY CHANGES ON SHOP DRAWINGS.
6. TEXT TO BE CENTERED VERTICALLY.
7. COLORS TO BE SELECTED FROM MANUFACTURER'S STANDARD COLORS.

102
STORAGE
.....

TYPE 3
 (8" X 8")

1" HIGH
 1" HIGH LETTERS SHOWN.
 5/8" HEIGHT MINIMUM PER ICC A117.1 CHAPTER 7


STAIRS
.....

TYPE 5
 (8" X 8")

 
WOMEN
.....

TYPE 4
 (8" X 8")

INTERNATIONAL MALE OR FEMALE GENDER SYMBOL
 INTERNATIONAL WHEELCHAIR SYMBOL
 1" HIGH
 TEXT AS REQUIRED. "MEN" OR "WOMEN" "BOYS" OR "GIRLS" (SEE SCHEDULES)


FIRE EXIT
.....

TYPE 6
 (8" X 8")



HOENER ARCHITECTS, LLC

6707 PLAINVIEW AVENUE
 ST. LOUIS, MISSOURI 63109
 OFFICE: 314.781.9855

WADE R. WELCH
 LICENSE #200612354

ARCHITECTURAL CORP.
 NO. 000193

PROJECT NO. 25-16E

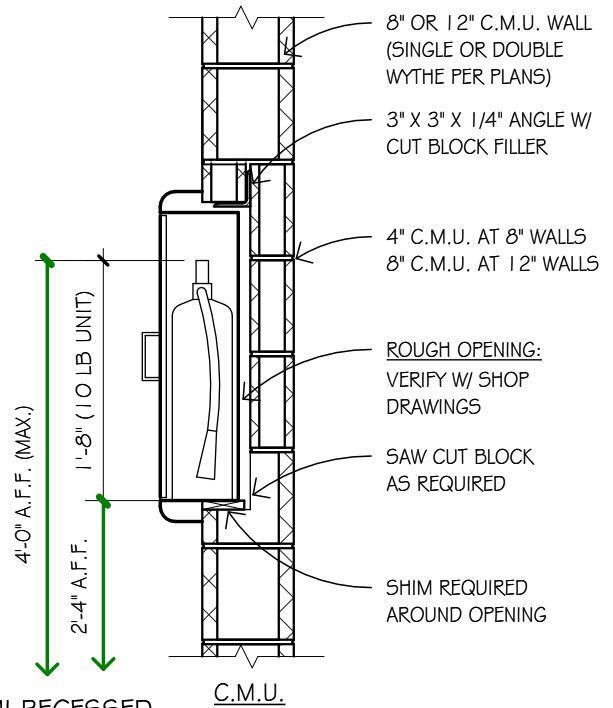
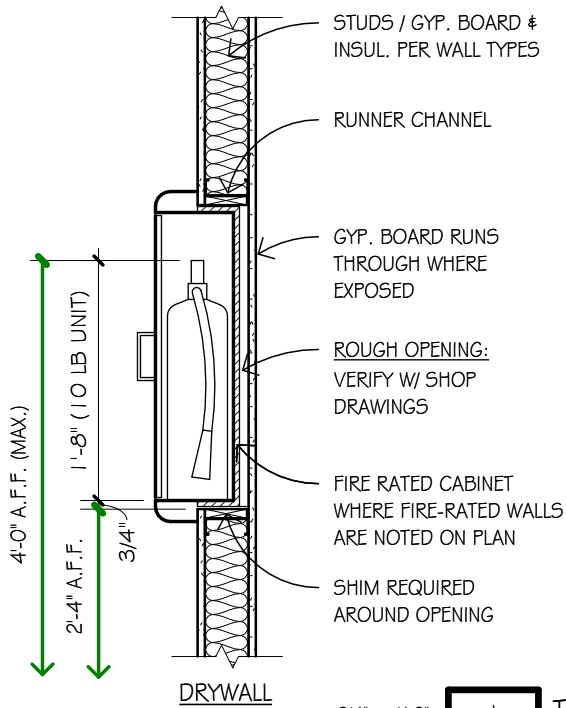


BY: KR

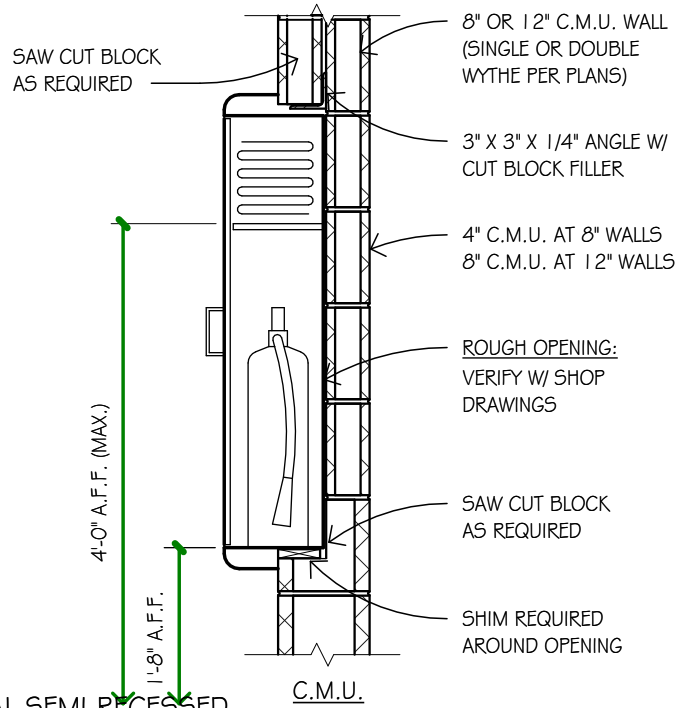
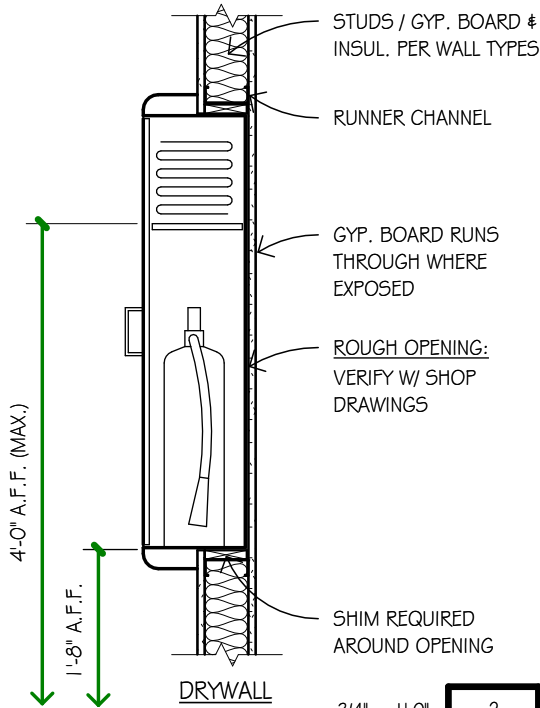
DATE MAY 5, 2026

REV.:

DA: 10.11C



3/4" = 1'-0" 1 TYPICAL SEMI-RECESSED
10.42 CABINET DETAILS



3/4" = 1'-0" 2 TYPICAL SEMI-RECESSED
10.42 CABINET DETAILS W/ BLANKET



HOENER ARCHITECTS, LLC

6707 PLAINVIEW AVENUE
ST. LOUIS, MISSOURI 63109
OFFICE: 314.781.9855

WADE R. WELCH
LICENSE #200612354

ARCHITECTURAL CORP.
NO. 000193

PROJECT NO. 25-16E

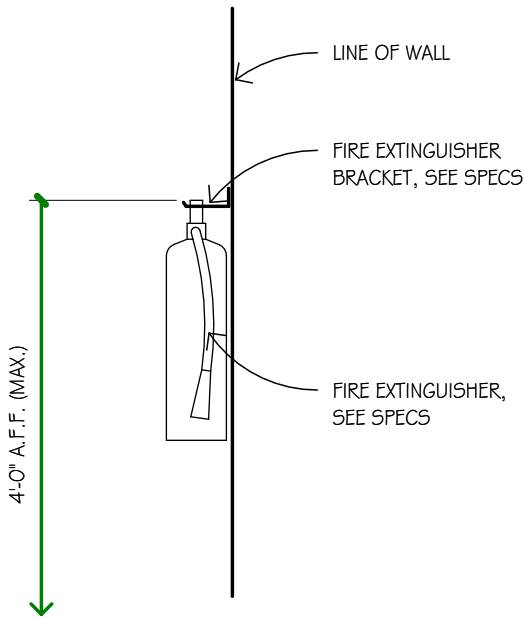


BY: BF

DATE MAY 5, 2026

REV.:

DA: 10.42



3/4" = 1'-0" 1 TYPICAL FIRE EXTINGUISHER ON BRACKET
10.43




HOENER ARCHITECTS, LLC
 6707 PLAINVIEW AVENUE
 ST. LOUIS, MISSOURI 63109
 OFFICE: 314.781.9855

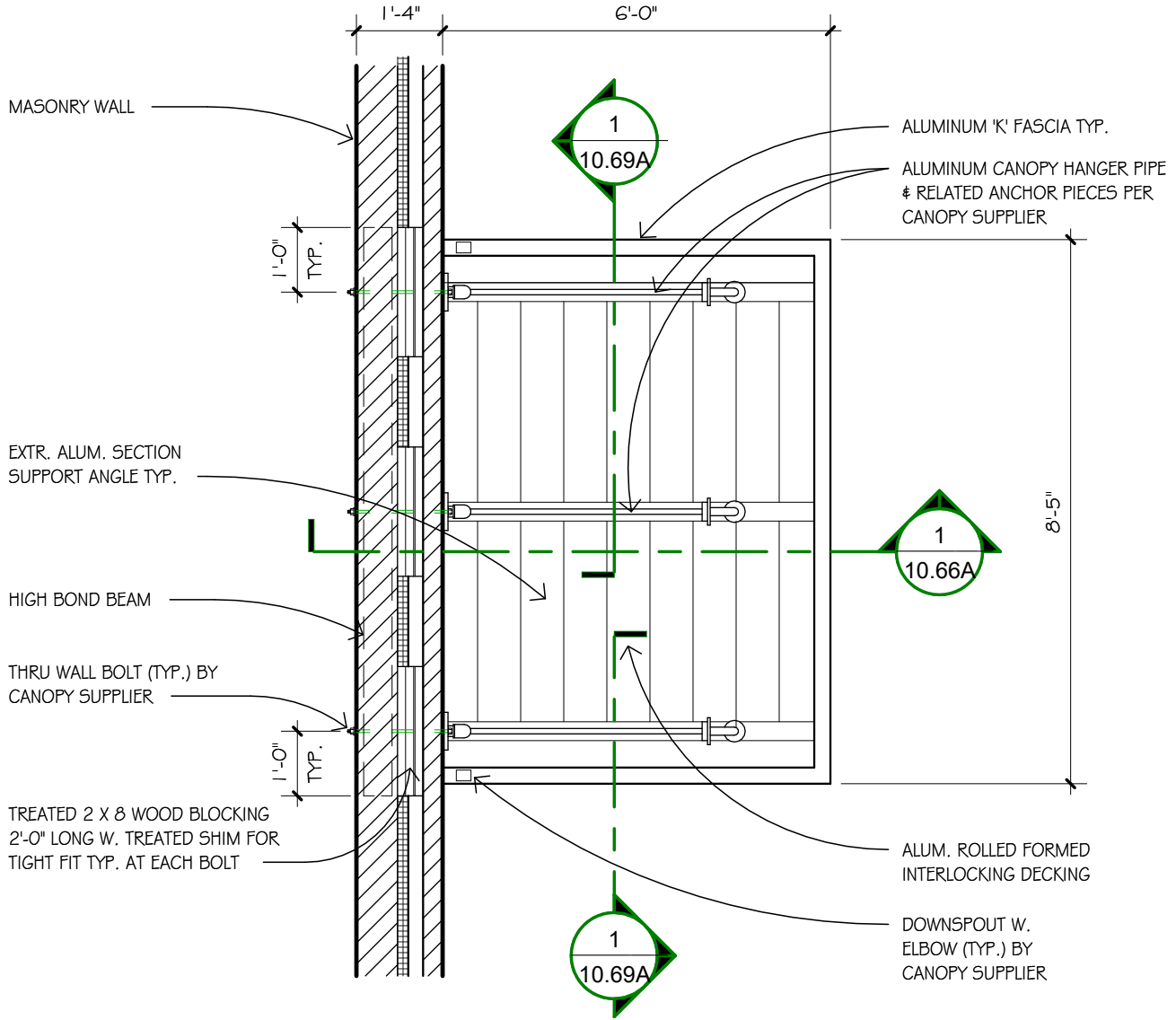
WADE R. WELCH
 LICENSE #200612354

ARCHITECTURAL CORP.
 NO. 000193

PROJECT NO. 25-16E



BY: BF
DATE MAY 5, 2026
REV.:
DA: 10.43




3/8" = 1'-0"

1
10.61

 PLAN DETAIL AT CANOPY
(INSERT CANOPY LOCATION)

CUSTOM KYNAR FINISH TO MATCH STANDING SEAM ROOF

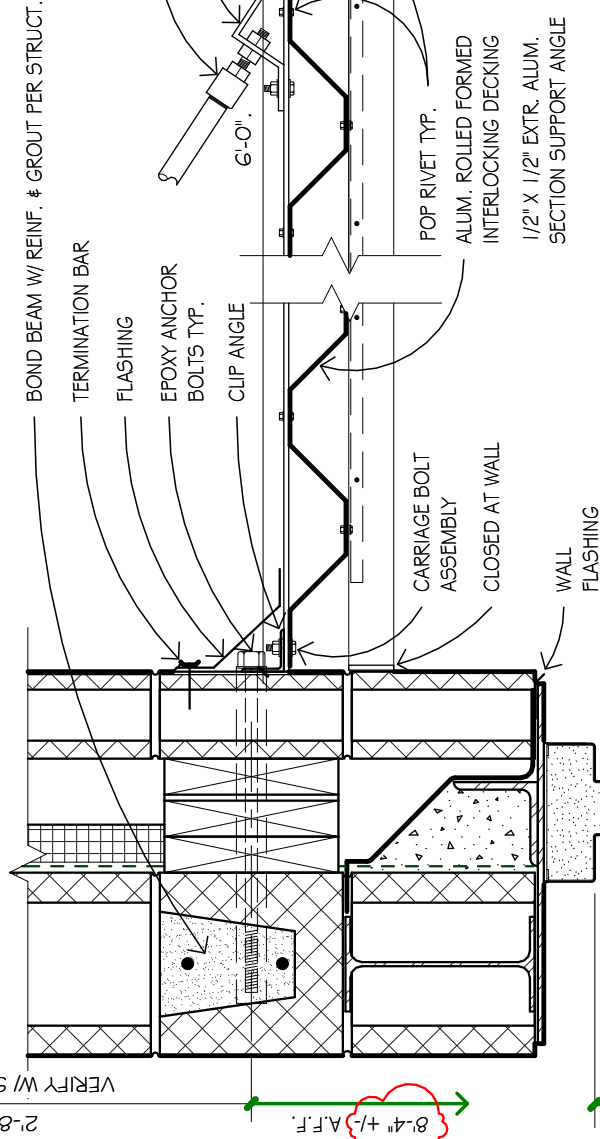
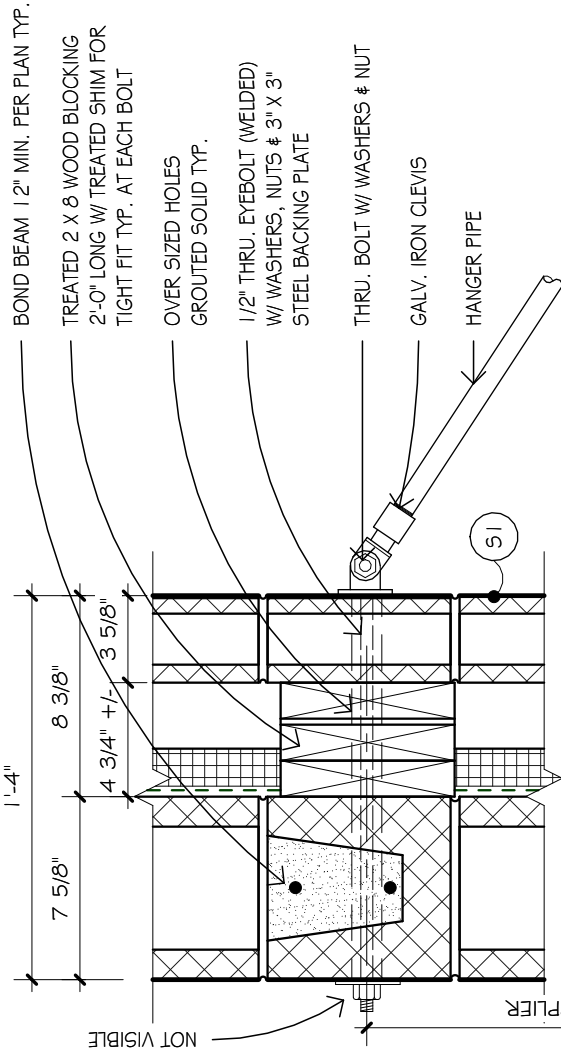
HOENER ARCHITECTS, LLC 6707 PLAINVIEW AVENUE ST. LOUIS, MISSOURI 63109 OFFICE: 314.781.9855	
WADE R. WELCH LICENSE #200612354	ARCHITECTURAL CORP. NO. 000193
PROJECT NO. 25-16E	



BY: BF
DATE MAY 5, 2026
REV.:
DA: 10.61

NOTE:

ALL SUPPORT ANGLES, BOLTS, BRACKETS, POP RIVETS, FASTENERS, ETC. TO BE SUPPLIED BY THE CANOPY SUPPLIER FOR A COMPLETE INSTALLATION.



CANOPY SECTION

1 1/2" = 1'-0"
10.66A
(AT MASONRY WALL)



HOENER ARCHITECTS, LLC

6707 PLAINVIEW AVENUE
ST. LOUIS, MISSOURI 63109
OFFICE: 314.781.9855

WADE R. WELCH
LICENSE #200612354

ARCHITECTURAL CORP.
NO. 000193

PROJECT NO. 25-16E



BY: BF

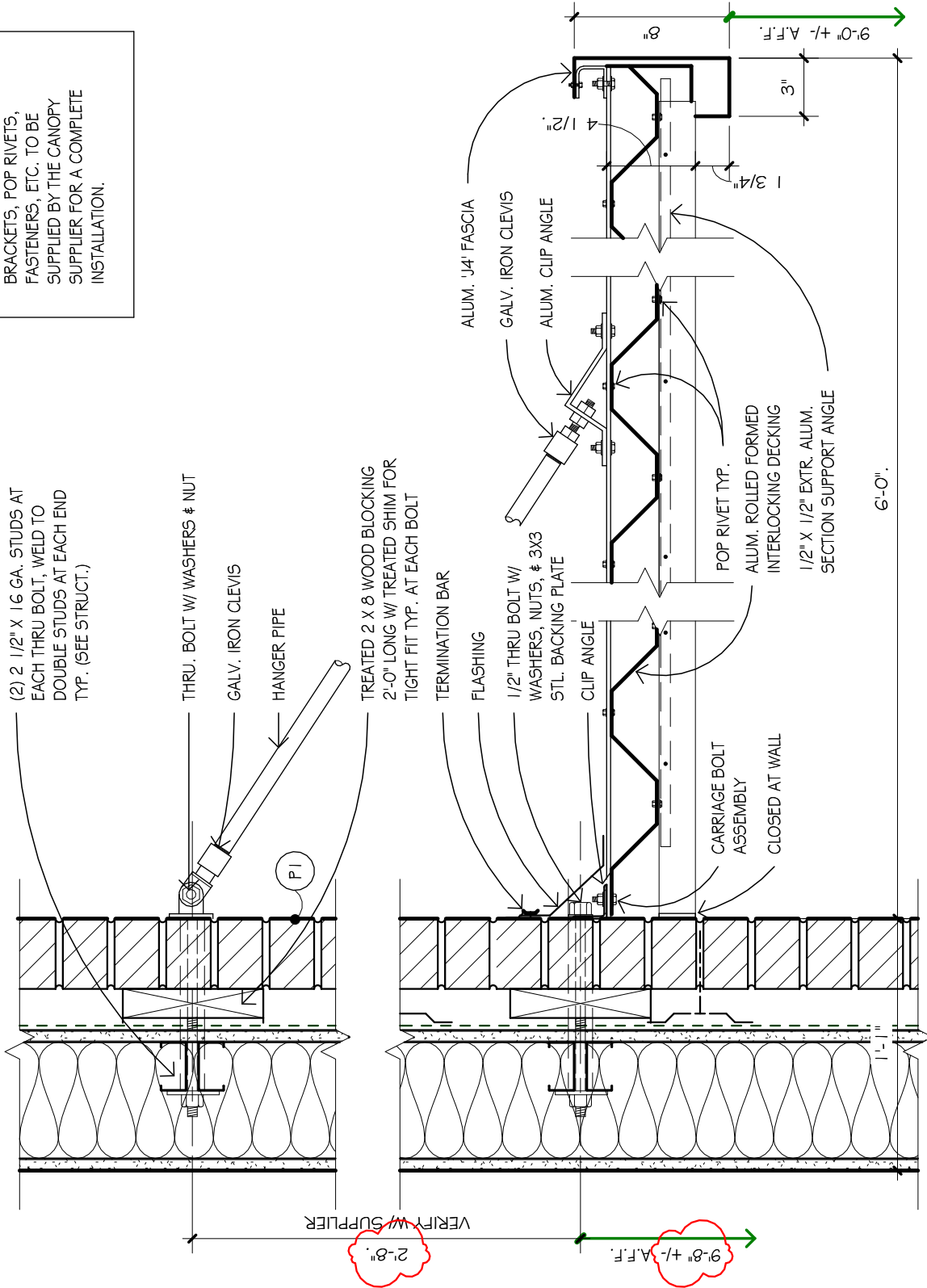
DATE MAY 5, 2026

REV.:

DA: 10.66A

NOTE:

ALL SUPPORT ANGLES, BOLTS, BRACKETS, POP RIVETS, FASTENERS, ETC. TO BE SUPPLIED BY THE CANOPY SUPPLIER FOR A COMPLETE INSTALLATION.



1 1/2" = 1'-0"
10.67A
CANOPY SECTION
(AT STUD WALL)



HOENER ARCHITECTS, LLC

6707 PLAINVIEW AVENUE
ST. LOUIS, MISSOURI 63109
OFFICE: 314.781.9855

WADE R. WELCH
LICENSE #200612354

ARCHITECTURAL CORP.
NO. 000193

PROJECT NO. 25-16E

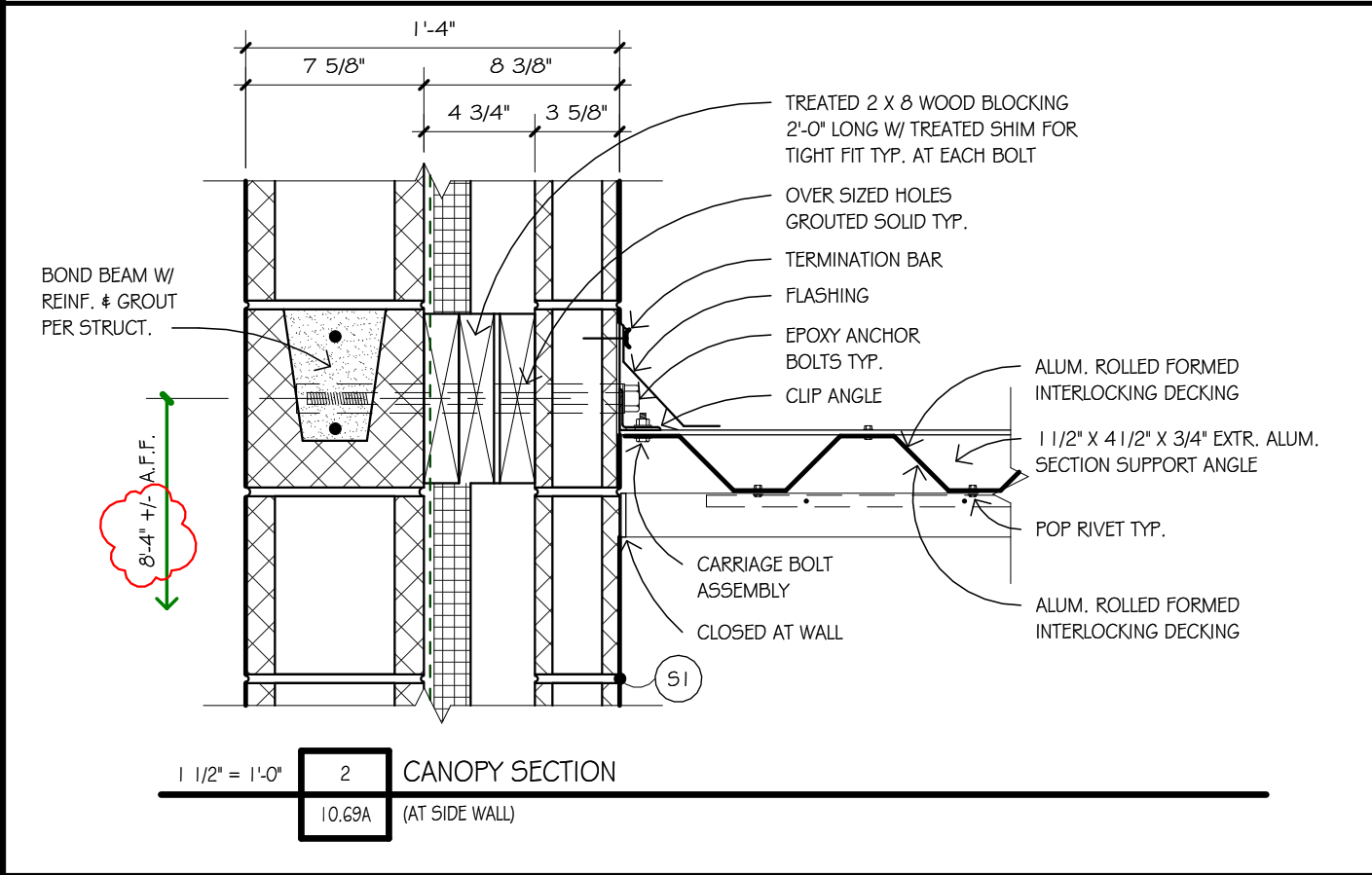
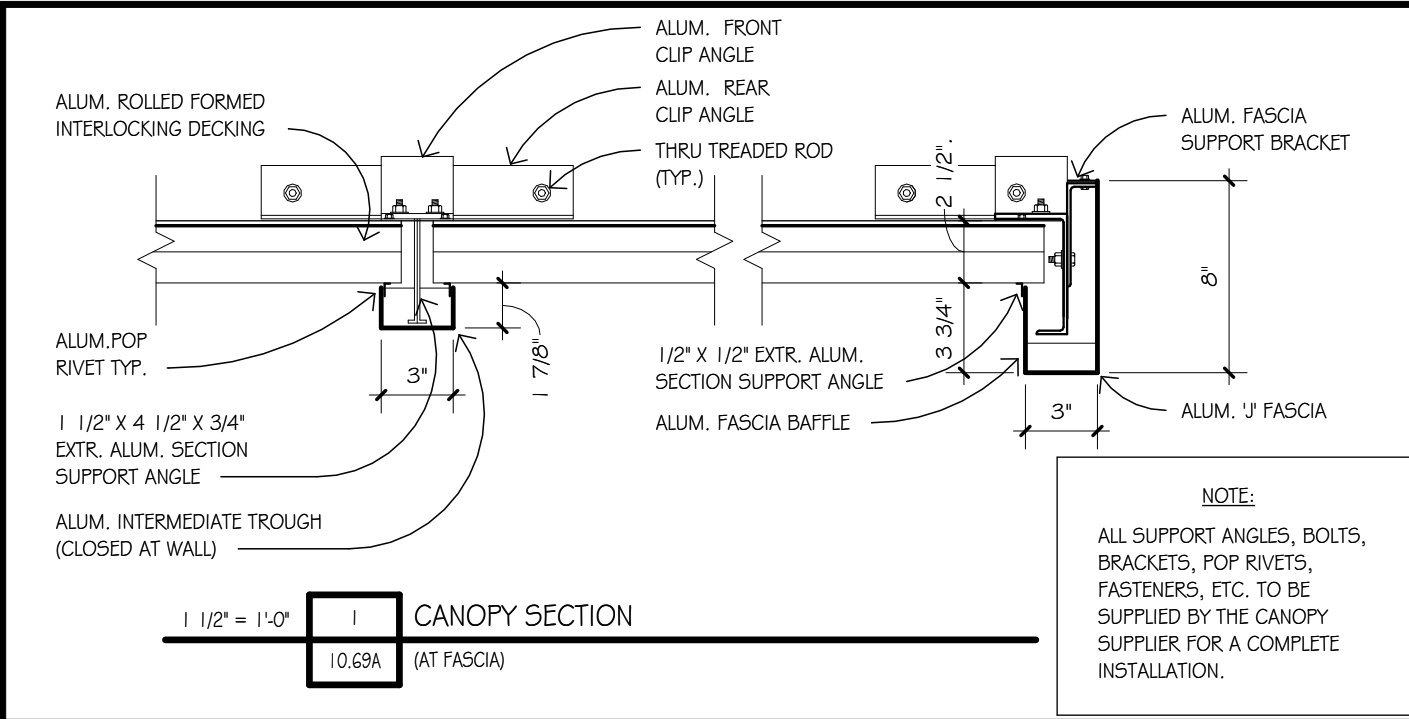


BY: BF

DATE MAY 5, 2026

REV.:

DA: 10.67A




HOENER ARCHITECTS, LLC
6707 PLAINVIEW AVENUE
ST. LOUIS, MISSOURI 63109
OFFICE: 314.781.9855

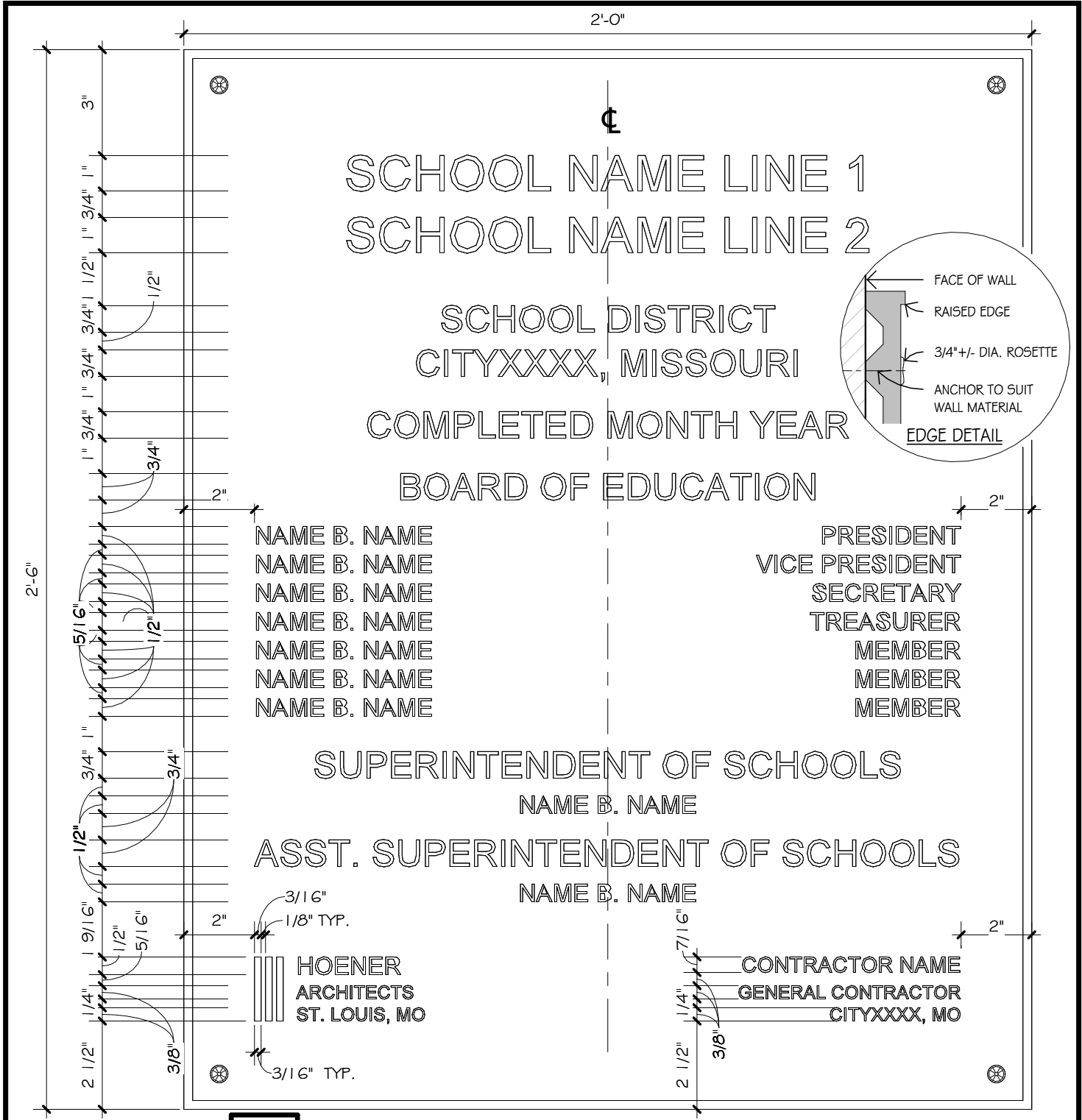
WADE R. WELCH
LICENSE #200612354

ARCHITECTURAL CORP.
NO. 000193

PROJECT NO. 25-16E




BY: BF
DATE MAY 5, 2026
REV.:
DA: 10.69A



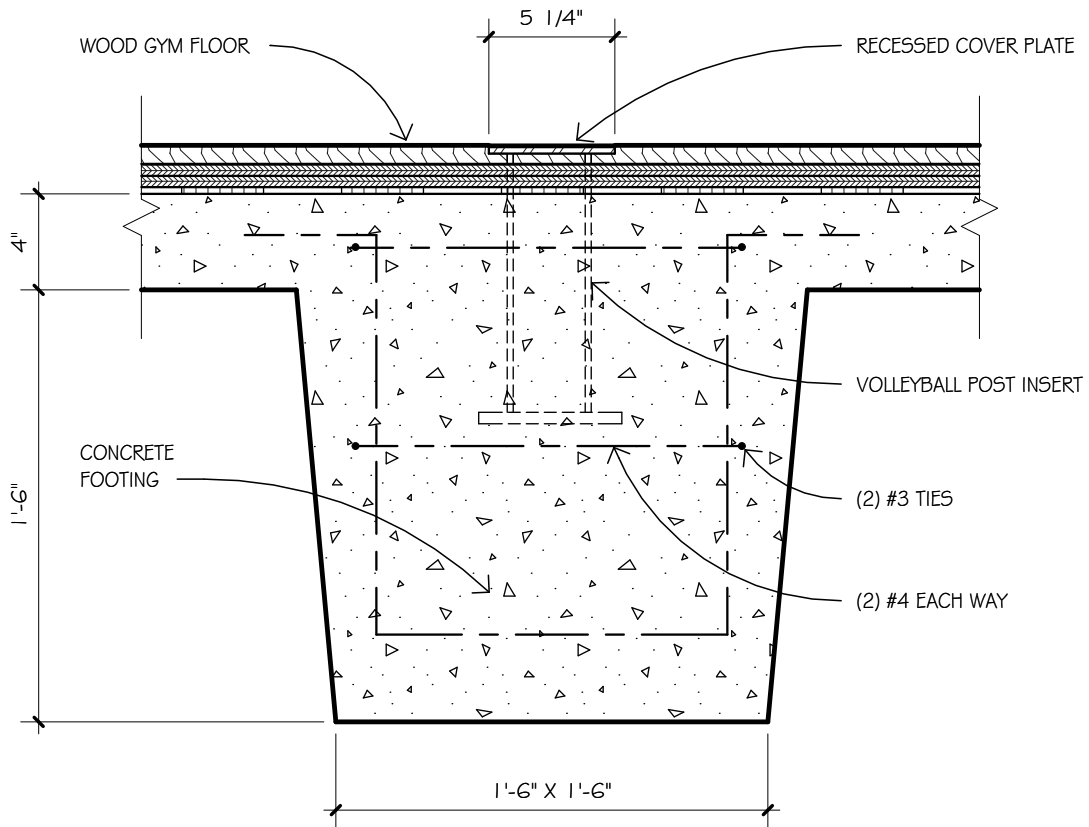
3" = 1'-0" 1 BUILDING PLAQUE
10.91

HOENER ARCHITECTS, LLC
 6707 PLAINVIEW AVENUE
 ST. LOUIS, MISSOURI 63109
 OFFICE: 314.781.9855

WADE R. WELCH LICENSE #200612354	ARCHITECTURAL CORP. NO. 000193
PROJECT NO. 25-16E	



BY: BF
DATE MAY 5, 2026
REV.:
DA: 10.91



1 1/2" = 1'-0" 1 VOLLEYBALL POST INSERT DETAIL
11.11 AT WOOD FLOOR



HOENER ARCHITECTS, LLC

6707 PLAINVIEW AVENUE
 ST. LOUIS, MISSOURI 63109
 OFFICE: 314.781.9855

WADE R. WELCH
 LICENSE #200612354

ARCHITECTURAL CORP.
 NO. 000193

PROJECT NO. 25-16E



BY: BF



DATE MAY 5, 2026

REV.:

DA: 11.11

BLIND SCHEDULE

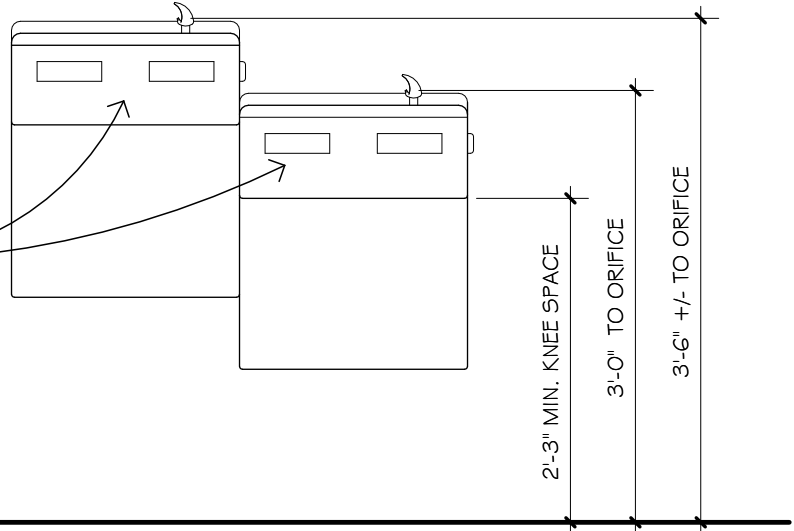
	WINDOW BLINDS	
ROOM NUMBERS	IN EXTERIOR WINDOWS	
G209	•	
X244	•	
R208	•	
R209	•	
R213	•	
R214	•	
R215	•	
R216	•	
R217	•	
R218	•	
R219	•	
R220	•	
R221	•	
R222	•	
R223	•	
R224	•	
R226	•	
R227	•	
R230	•	
R231	•	
R232	•	

 <p>HOENER ARCHITECTS, LLC 6707 PLAINVIEW AVENUE ST. LOUIS, MISSOURI 63109 OFFICE: 314.781.9855</p>		BY: KR
		DATE MAY 5, 2026
WADE R. WELCH LICENSE #200612354	ARCHITECTURAL CORP. NO. 000193	REV.:
PROJECT NO. 25-16E		DA: 12.31A

A.D.A. APPROVED "HI-LO" ELECTRIC WATER COOLER UNIT, SEE PLUMBING DRAWINGS

RETROFIT: CONCEAL ALL ELECTRICAL AND PLUMBING (MODIFY AS REQUIRED). PATCH AND REPAINT WALL

FLOOR LINE



3/4" = 1'-0"

1
15.11

ELECTRIC WATER COOLER ELEVATION

(TYPICAL MOUNTING HEIGHT)



HOENER ARCHITECTS, LLC

6707 PLAINVIEW AVENUE
ST. LOUIS, MISSOURI 63109
OFFICE: 314.781.9855

WADE R. WELCH
LICENSE #200612354

ARCHITECTURAL CORP.
NO. 000193

PROJECT NO. 25-16E

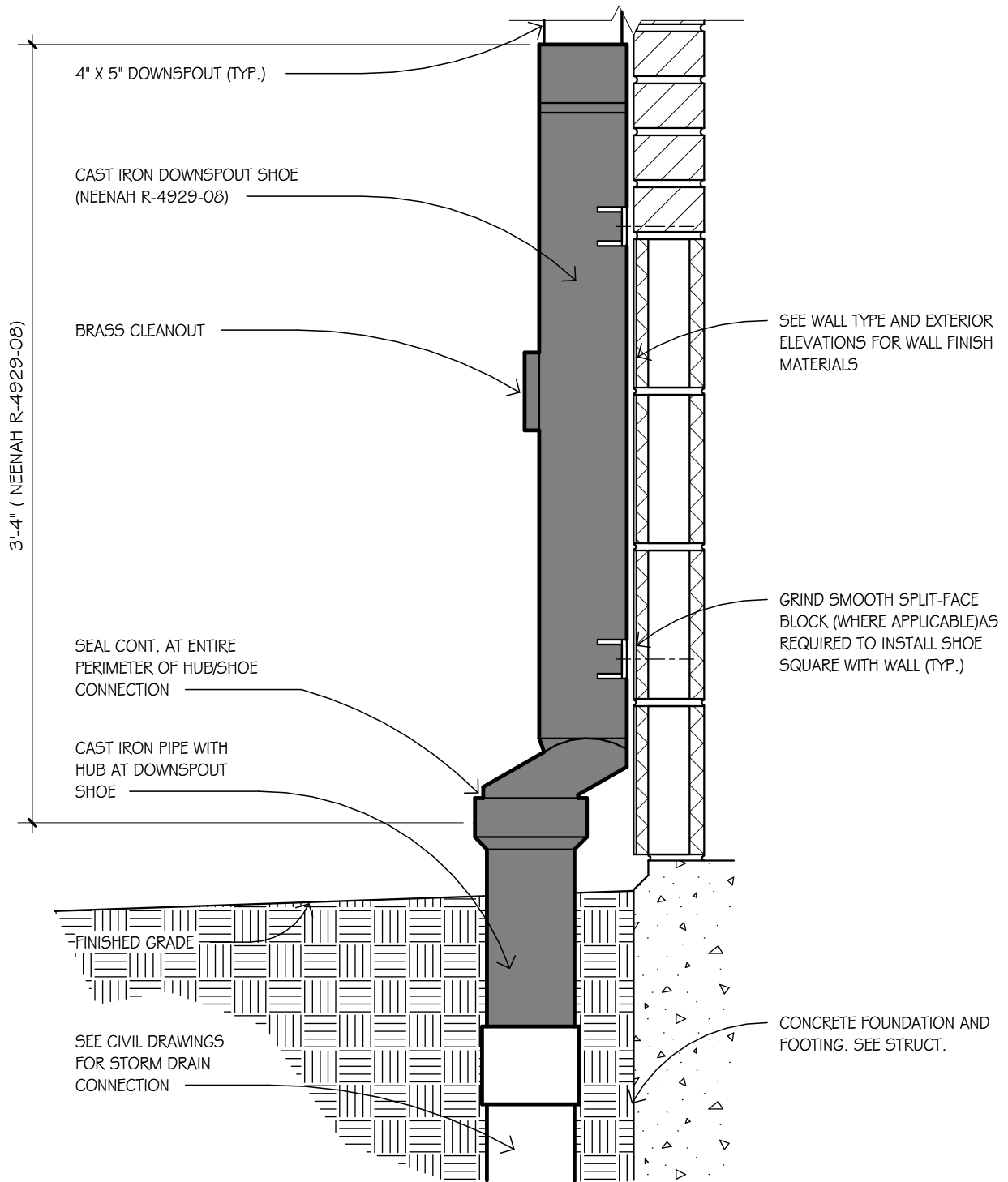


BY: BF



DATE MAY 5, 2026

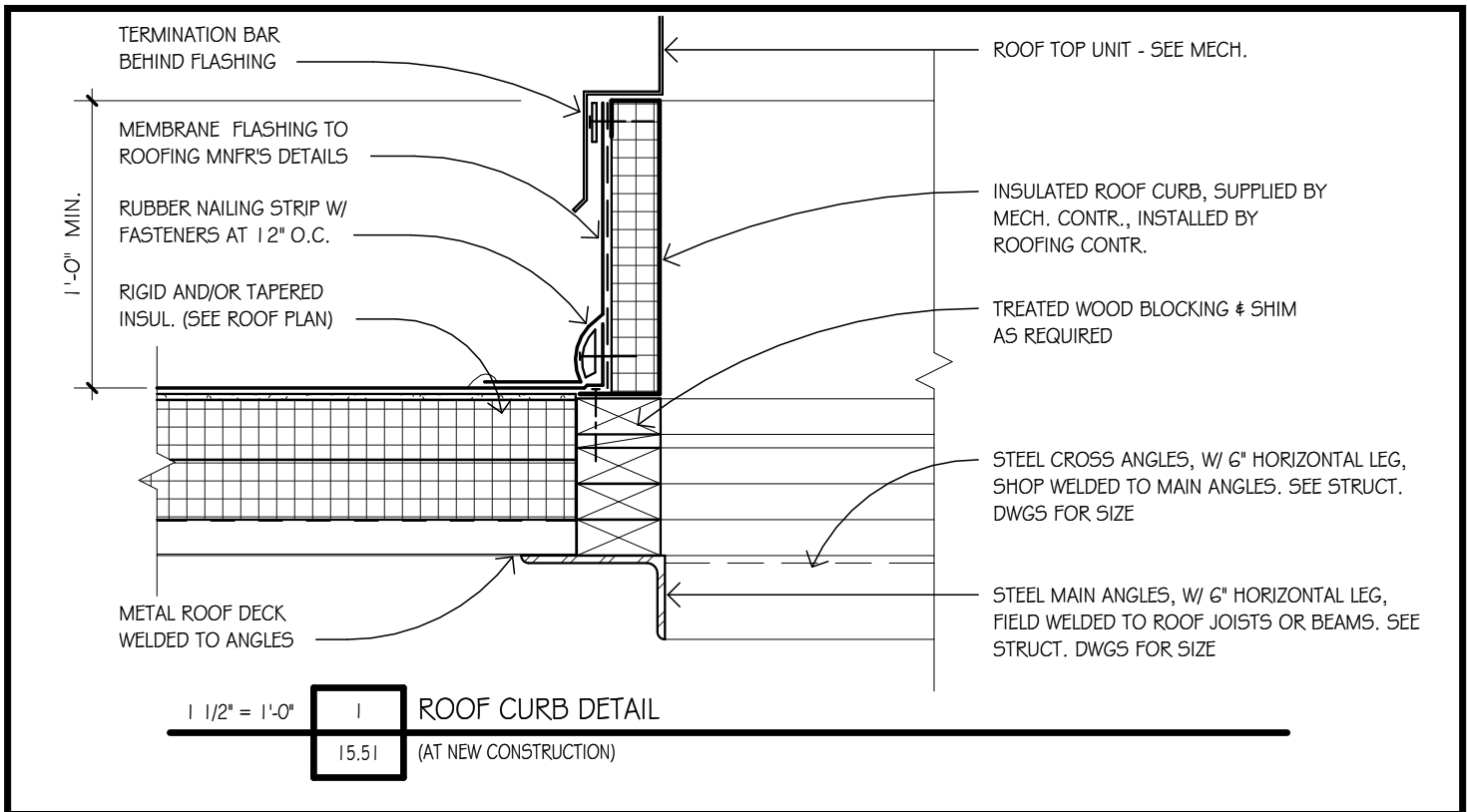
REV.:

DA: 15.11



1 1/2" = 1'-0" 1 CAST IRON DOWNSPOUT BOOT DETAIL
15.21A

	HOENER ARCHITECTS, LLC 6707 PLAINVIEW AVENUE ST. LOUIS, MISSOURI 63109 OFFICE: 314.781.9855		BY: KR
	WADE R. WELCH LICENSE #200612354		ARCHITECTURAL CORP. NO. 000193
PROJECT NO. 25-16E			REV.:
			DA: 15.21A



HOENER ARCHITECTS, LLC
 6707 PLAINVIEW AVENUE
 ST. LOUIS, MISSOURI 63109
 OFFICE: 314.781.9855

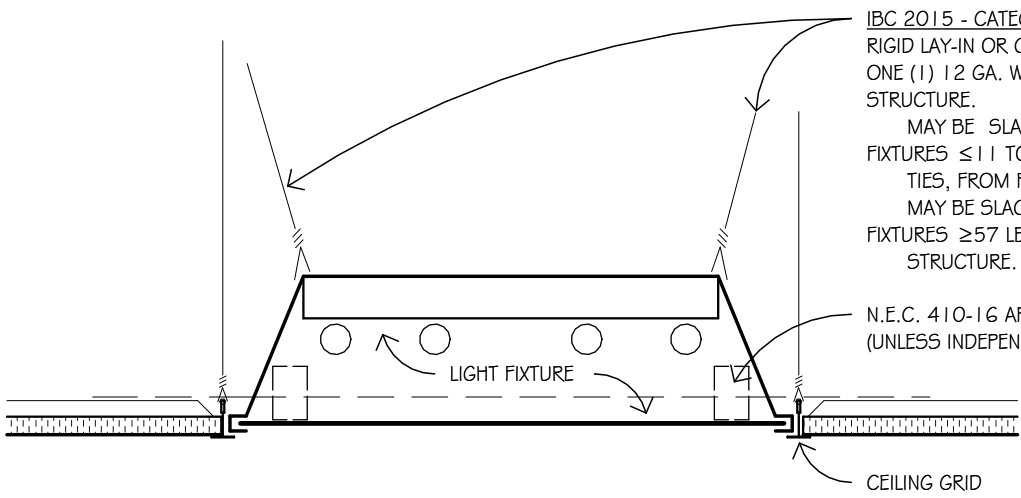
WADE R. WELCH
 LICENSE #200612354

ARCHITECTURAL CORP.
 NO. 000193

PROJECT NO. 25-16E

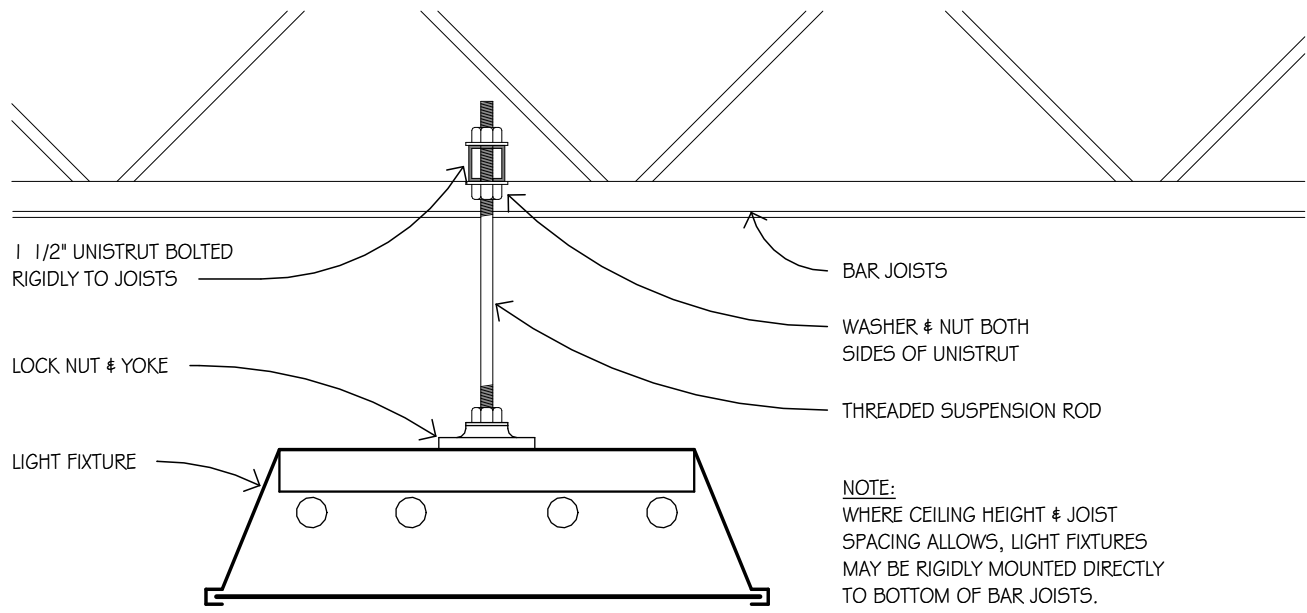


BY: KR
DATE MAY 5, 2026
REV.:
DA: 15.51



IBC 2015 - CATEGORY "C"
 RIGID LAY-IN OR CAN LIGHT FIXTURES ≤ 10 LBS, INSTALL ONE (1) 12 GA. WIRE TIE, FROM FIXTURE HOUSING TO STRUCTURE.
 MAY BE SLACK.
 FIXTURES ≤ 11 TO 56 LBS, INSTALL TWO (2) GA. WIRE TIES, FROM FIXTURE HOUSING TO STRUCTURE.
 MAY BE SLACK.
 FIXTURES ≥ 57 LBS, SUPPORTED DIRECTLY TO STRUCTURE.


1 1/2" = 1'-0" 1 SEISMIC BRACING
16.21 (AT LIGHT FIXTURES)



NOTE:
 WHERE CEILING HEIGHT & JOIST SPACING ALLOWS, LIGHT FIXTURES MAY BE RIGIDLY MOUNTED DIRECTLY TO BOTTOM OF BAR JOISTS.

1 1/2" = 1'-0" 2 SUSPENSION ROD DETAIL
16.21 (AT EXPOSED JOISTS)

HOENER ARCHITECTS, LLC
 6707 PLAINVIEW AVENUE
 ST. LOUIS, MISSOURI 63109
 OFFICE: 314.781.9855



BY: KR
 DATE MAY 5, 2026
 REV.:
 DA: 16.21

WADE R. WELCH
 LICENSE #200612354

ARCHITECTURAL CORP.
 NO. 000193

PROJECT NO. 25-16E